

KITCHEN ACCESSORIES

2 TECH



Open for the way forward!

April 2026

Dear Naber customers and prospective customers,
we are moving forward – in many ways!

Firstly: our printed catalogue (with the three folders **1 BASIC**, **2 TECH** and **3 INTERIEUR**) will soon be available in a new edition valid from 01.04.2026. Many new highlights have been added, including technological innovations, attractive products and adaptations to current trends in colours and shapes. In short: with its full range of products, the "Thick green book" will, in future, continue to be the **gold standard for ambitious kitchen accessories!**

Secondly: our well-known **closeness to our customers** is constantly being expanded. We strengthen the trust that has often grown over many years by responding even more flexibly to changes on the part of customers and consumers and fulfilling requests promptly. Whether colour changes, complementary products or other new features: we are open to your suggestions. And to the path ahead!

And thirdly: we have some "news of our own" to share: On 01.01.2026, our long-standing employees **Ralf Brümmer** and **Ulrich von Wuthenau** have been appointed **managing directors of Naber GmbH**. We look forward to this successful collaboration and to providing our customers and retail partners with inspiring ideas for the future, full of fresh energy!

Best Regards,

Naber GmbH



Lasse Naber
Management



Ralf Brümmer
Management



Ulrich von Wuthenau
Management

Success through partnership!



Let's work together. Because exchanging synergies and realising new ideas is what drives us forward most!

That's why Naber has always focussed on committed cooperation with customers and retail partners. Team thinking and quick, flexible responses to good suggestions are fundamental guiding principles for us. As is our mission to keep providing our customers with innovative ideas that make kitchens around the world even more attractive, versatile and user-friendly!

Our newly published catalogues **BASIC**, **TECH** and **INTERIEUR** play an important role here: they are still a popular source of orientation, helping you to keep everything in mind when providing dedicated kitchen advice. As a digital extension, the Naber Online Shop provides up-to-date information and the best offers. And, of course, it ensures smooth, rapid ordering. One thing is clear: Our printed catalogues and their digital versions also stand for our shared success!

Accessories for perfect kitchens



Ambitious kitchen equipment

Perfect kitchens always have accessories from Naber. Because with their exquisite design, top quality and customised functionality, Naber products are the right choice! And there's an added bonus: as a full-range supplier, we offer everything from a single source, all to the same high standard.

Let's take two of the many highlights in the Naber range that impress day after day. The sink **SILQUA ceramic white** (photo on the right) is unrivalled in its functionality and stunningly beautiful with its elegantly flowing form – an impressive presence in your kitchen ensemble!

And as a high-tech masterpiece: the **LUMICA® MEC LED system** for smart, clear and broadly compatible LED lighting control.



Prime position

As one of Europe's leading specialists for kitchen accessories, we are at the forefront of the market. We specialise in creative products with a touch of the exceptional. The focus is always on the wishes and expectations of our expert customers, as well as the discerning requirements of end users with a wide variety of lifestyles and different age groups.

Naber delivers – our long-standing experience speaks for itself. Thanks to our in-house development department and global selection of innovative products, we provide the perfect kitchen accessories for every area – inspiring your customers every day with design, quality and functionality!



Naber live training: success through partnership

We share our expertise with you, our retail partner, and with your employees! In our training rooms, we show you how you can transform your customers' kitchens into unique and exclusive living spaces with that "certain something" from Naber.

Our training courses provide you and your team with the knowledge you need to impressively demonstrate your expertise in customer consultations!

The key topics are atmospheric lighting, perfectly organised waste separators and our market-leading ventilation systems for all extractor hoods.

Naturally, we are flexible: we are pleased to offer you individually organised training courses on any topic you require in the field of accessories!



Naber online – strong web presence



Shop: order around the clock.




All product groups, data, offers, terms and conditions, delivery dates. For professionals!

Highlights: always up to date.



The focus is on selected products, current topics and valuable extras.

Service: optimal support.



Video library, PoS systems, configurators, live training, ventilation guide.

Magazine: Naber knowledge.



Inspiring input. Topics are explained vividly and in detail.

Company: the Naber world.



Get to know us. Awards, press releases, careers and more.

Downloads: the printed material.



Catalogues and brochures, data sheets and product flyers, studies and press releases.

Overview of product groups

2 TECH

Page

COMPAIR® Ventilation technology

COMPAIR PRIME flow® 150	9–32
COMPAIR STEEL flow® 150	33–42
COMPAIR® flow 150	43–64
COMPAIR® flow 125	65–80
COMPAIR® top	81–88
COMPAIR® norm	89–94
COMPAIR® Accessories (all systems)	95–104

MONTEC® Fitting materials

Accessories for sink connection	109–120
Accessories for faucet connection	121–132
Electrical accessories	133–144
Connecting materials	145–154

1 BASICS

Page

NABER-CONTURA® Sinks

Stainless steel	9–30
Ceramics	31–48
Composite	49–70

ARMATE® Fittings

SERVIZIO	79–86
LINEA	87–102
WASSERWERK	103–112
Ideal Standard	113–116
KWC	117–120
Basin faucets	121–126
Storage water heater	127–132

SELECTakit® Waste collection systems

Pull-out technology for front pull-outs	139–180
Pull-out technology for existing pull-outs	181–208
Pull-out technology for rotating doors	209–232
Swivel techn. for rotating doors	233–242
Built-in containers/Waste disposal units	243–246

LUMICA® Lighting technology

MEC/LIC LED-system	261–318
Lamps mounted from below, niche lighting	319–334
Built-in/surface mounted lamps	335–344
Lit glass shelves	345–352
Flex Stripes, base lighting	353–370
Linear luminaires	371–392
Pendant, ceiling, unit top, island lights	393–422
Switching units	423–426

CON-AKTIV® Socket units

Surface mounted, corner sockets	431–446
Retracting sockets	447–456
Flush mounted sockets	457–478

TRADUR® Supporting elements

Supporting feet	483–490
Base levellers	491–492
Consoles	493–506

STOREX® Cabinet equipment

Equipment for base units	510–566
Equipment for wall mounted cabinets	567–578
Equipment for tall cabinets	579–592
Accessories	593–602

ACCOMODA® Niche equipment

Niche rear walls	595–626
Rail and shelf systems	627–662
Shelf support	663–670
Suspended shelf systems	671–674
Profiles	675–676

WESCO® Multi containers

Waste containers	699–708
Outdoor	709–712
Storage	713–718
Laundry & bathroom	719–722

3 INTERIEUR

Page

TABLON® Stools, chairs, tables

Adjustable stools	9–26
Stools	27–54
Chairs	55–76
Tables and frames	77–112

Keyword index and product index on the following pages!

Key words TECH

A

	Page
Accessories for faucet connection	126
Accessories for sink connection	113
Aluminium flexi-duct round	101

B

Backflow preventer nipple 3/4"	129
Ball joint siphon	113
Base corner plates	30
Base ventilation grid	29
Base ventilation grid flow	28
Bracket	146–147

C

Care agent	69
COMPAIR Control®	25
COMPAIR PRIME flow Turbo® 150	17
COMPAIR PRIME flow® 150	12
COMPAIR PRIME flow® E-Jal Col® 150	18
COMPAIR STEEL flow® 150	36
COMPAIR® flow 125	65
COMPAIR® flow 150	45
COMPAIR® norm (Ø 100)	89
COMPAIR® Tower	32
COMPAIR® ventilation duct casing wall solution	99
Connecting cable	138
Connecting materials	144
Connection boy	134

D

Drain fittings	114
----------------	-----

E

E-Jal HK flow 125 external blind	78
E-Jal HK flow 150 external blind	61
Ecco	125
Electrical connection accessories	137
Energy Box	133
Energy distributor	139
Evoline® Plug	135

F

F-bion 125/150 deflector 90°	67/48
Flat plug	136

Page

Flex-Frame®	124
Flexible sanitary hoses	120
flow 150 pipe set for downdraft ventil.	62
flow Star GTS 125 wall conduct	75
flow Star GTS 150 wall conduct	57

G

GREENflow	22
-----------	----

H

HT-Pipes	117
----------	-----

I

Installation-set	108
------------------	-----

K

K-Klima-R 100/100	91
KDA 150 condensing water separator	97
keine_Seriengruppe	20, 81–85, 116
Kitchen connection box	133
Klima 150 waste and fresh air wall conduct	59
Klima-E	58, 76

M

MTS profile	145
-------------	-----

O

Odour trap, flexible	112
----------------------	-----

P

P-BA 150 adapter	13
P-Climate	19
P-E-Jal Col outside blind	20
P-EST 150 end piece	13
P-K climate	19
P-K-Klima	19
P-K-Klima flow 150 wall conduct	19
P-K-Klima-R	19
P-KBK cable duct	12
P-MRBS 150 wall cond. construc. set	20

Page

Page

P-RBFLEX system 150 pipe bend with flexi-duct	14
P-RBH 150 pipe bend horizontal	13
P-RBV 150 pipe bend 90°	13, 16
P-RBVX 150 pipe bend 90° with flexi duct	16
P-RKH 150 round duct holder	16
P-RRO 150 round pipe	16
P-STs 150 support	12
P-Turbo 150 external blind	20
P-UR 150 deflector 90°	14
P-URX 150 deflector 90° with flexi-duct	14
P-UVR 150 universal connector	16
P-VRO 150 flat duct pipe	12
PE strip	151
Pipe odour trap	112
Presa base ventilation grid	30
Presa clamp duct	31
Prime 150 flat duct set	14
Prime 150 GREENflow	26

R

Rondo plus shower head holder	228
Rubber bushing	151

S

Side profile	144
Space saver	112
Steam protection plate	144
Stove connecting box WAGO clamps	139

T

Textile adhesive tape	98
THERMOBOX 125/150	73/55
Top safe fitting	145

V

Valve	125, 130
-------	----------

W

Wago feed-through terminal	140
Water Box	122
Window contact switch cable system	94–96
Wireless temperature sensor	95

Order numbers TECH

Order no.	Page	Sales price in € excl. VAT
1050011	113	21,68
1050014	111	59,96
1050022	108	76,60
1050028	109	70,13
1050063	110	99,77
1050064	110	169,13
1050072	109	75,00
1051001	112	22,38
1051002	112	22,38
1051003	112	13,52
1051004	112	13,52
1051008	127	13,07
1051010	115	8,95
1051011	113	16,41
1051012	113	16,41
1051013	113	21,41
1051014	111	64,19
1051016	127	92,16
1051017	115	5,88
1051018	115	8,69
1051019	113	25,10
1051020	115	5,62
1051021	115	4,57
1051022	108	80,83
1051023	113	10,71
1051024	113	10,71
1051026	114	10,96
1051029	113	37,04
1051038	115	10,36
1051043	116	3,25
1051045	116	1,93
1051052	114	68,73
1051053	116	3,33
1051056	116	3,87
1051057	116	3,25
1051059	114	43,71
1051062	116	2,11
1051063	109	104,12
1051064	110	173,20
1051065	113	56,70
1051066	114	12,64
1051067	114	12,64
1051069	114	47,92
1051070	114	58,45
1051071	114	6,50

Order no.	Page	Sales price in € excl. VAT
1051072	108	79,17
1051161	112	15,45
1052007	112	14,48
1053001	117	2,27
1053002	117	2,63
1053003	117	3,25
1053004	117	4,82
1053005	117	2,81
1053006	117	3,33
1053007	117	4,57
1053008	117	6,06
1053009	117	2,27
1053010	117	2,27
1053011	117	2,27
1053012	117	2,27
1053013	118	2,38
1053014	117	2,27
1053015	117	2,73
1053016	117	2,73
1053017	117	2,73
1053018	117	2,73
1053019	118	3,08
1053020	117	2,73
1053022	118	4,38
1053023	118	2,19
1053025	117	2,63
1053028	118	5,62
1053030	116	3,77
1053031	117	2,63
1053032	116	5,00
1053033	116	7,12
1100003	149	33,79
1111002	149	22,64
1111039	148	4,38
1111040	149	21,85
1111041	149	21,85
1111042	149	17,90
1111101	146	1,57
1111102	146	1,49
1111103	146	1,57
1111104	146	1,84
1111105	146	1,93
1111106	146	2,73
1111107	147	8,42
1111108	147	7,20

Order numbers TECH

Order no.	Page	Sales price in € excl. VAT
1111109	147	22,21
1111110	147	4,30
1111111	147	3,60
1111112	147	3,68
1111113	147	4,38
1111114	147	3,68
1111115	147	4,30
1111119	148	21,24
1111123	147	2,38
1111125	148	57,74
1111126	148	64,42
1111127	148	64,69
1111128	148	65,56
1111129	148	72,05
1111144	147	2,55
1111145	145	17,46
1111146	148	9,47
1111160	145	21,76
1112002	151	14,48
1112005	151	68,37
1112007	151	114,10
1112008	151	10,96
1112010	151	142,18
1112012	151	14,31
4010500	90	27,21
4011002	89	17,21
4011003	89	14,39
4011005	89	18,70
4011010	89	5,62
4011011	89	14,92
4011012	89	15,01
4011014	90	27,73
4011015	90	34,23
4011018	90	8,61
4011019	90	10,80
4011020	90	18,87
4011021	90	33,89
4011022	90	41,04
4011023	90	21,51
4011026	98	38,70
4011027	91	5,70
4011038	102	5,09
4011043	128	2,19
4011044	128	2,55
4011045	90	7,82

Order no.	Page	Sales price in € excl. VAT
4011048	97	14,21
4011049	97	11,76
4011076	91	14,39
4011079	91	53,28
4013001	101	78,55
4013002	100	32,21
4013003	100	56,79
4013004	100	12,90
4013005	101	45,38
4020003	101	17,72
4020014	53	36,96
4020040	69	28,52
4021001	81	13,26
4021002	81	24,57
4021003	81	20,62
4021004	81	7,20
4021010	82	21,85
4021012	82	30,28
4021019	82	36,77
4021020	82	46,78
4021025	82	38,45
4021026	82	45,11
4021038	82	9,04
4021040	83	22,29
4021043	81	20,37
4021044	81	19,13
4021045	81	24,22
4021047	83	23,70
4021070	77	15,62
4021072	77	15,62
4021073	76	54,61
4021075	76	54,61
4021077	76	57,58
4021079	77	16,85
4021086	82	22,38
4021104	98	40,29
4021114	69	14,13
4021118	69	17,90
4021124	98	73,47
4021127	69	7,63
4021128	97	9,31
4021130	83	7,01
4021132	102	6,39
4021133	102	6,40
4021147	98	11,24

Order numbers TECH

Order no.	Page	Sales price in € excl. VAT
4021148	98	11,41
4022010	91	152,72
4022011	77	151,84
4022012	60	150,96
4022013	76	192,12
4022017	78	205,38
4022021	85	166,75
4022029	61	205,38
4022030	60	200,99
4022031	60	212,40
4022038	61	181,67
4022039	58	212,40
4022040	58	212,40
4022044	58	272,07
4022046	73	319,03
4022049	73	70,74
4023001	101	87,68
4023002	100	76,54
4023003	100	47,22
4023004	100	86,29
4023005	100	47,30
4023006	101	48,89
4023007	101	73,55
4023008	100	17,46
4023009	100	18,78
4023010	100	84,07
4023011	100	89,52
4023015	100	146,58
4023019	100	27,03
4023020	100	67,67
4023021	100	28,88
4023022	100	73,03
4023023	101	113,21
4023024	101	122,88
4023025	100	62,05
4023026	100	174,66
4033002	65	26,16
4033004	65	29,14
4033005	65	6,58
4033006	66	37,47
4033007	66	45,11
4033008	66	34,07
4033009	66	41,16
4033010	66	21,15
4033011	65	23,35

Order no.	Page	Sales price in € excl. VAT
4033012	66	13,77
4033013	66	23,08
4033014	68	17,46
4033015	78	184,31
4033020	101	98,30
4033022	76	191,95
4033023	67	27,18
4033024	68	27,21
4033025	69	8,69
4033026	69	28,60
4033027	76	55,03
4033029	76	55,03
4033031	67	26,25
4033033	76	57,32
4033034	97	85,75
4033040	68	103,69
4033041	68	159,40
4033042	75	332,11
4033043	75	332,11
4033044	73	319,03
4040010	49	168,64
4040011	49	250,05
4040021	46	8,17
4040065	101	20,10
4040066	101	28,35
4041010	99	109,79
4041015	98	13,52
4041016	30	226,45
4041017	30	236,97
4041018	30	267,69
4041019	30	3,77
4041020	30	4,57
4041021	30	4,74
4041022	31	46,08
4041216	30	239,60
4041217	30	252,78
4041218	30	280,86
4041219	30	3,95
4041220	30	4,74
4041221	30	4,92
4043001	45	36,26
4043002	47	30,98
4043003	45	33,71
4043004	46	25,36
4043005	45	11,85

Order numbers TECH

Order no.	Page	Sales price in € excl. VAT
4043006	49	27,47
4043007	46	16,85
4043008	48	17,72
4043009	48	20,37
4043012	47	50,71
4043013	47	71,62
4043014	47	39,88
4043015	47	45,64
4043019	15	8,69
4043020	101	100,93
4043025	49	40,73
4043028	50	40,81
4043029	41	89,52
4043030	98	52,22
4043034	98	108,83
4043035	45	11,41
4043040	57	332,11
4043041	57	332,11
4043042	46	40,18
4043043	46	47,65
4043048	48	41,60
4043064	20	82,85
4043065	55	295,52
4043066	55	295,52
4043069	32	612,61
4043070	20	151,84
4043074	62	87,42
4043075	23	304,56
4043077	24	43,01
4043079	46	18,96
4043080	24	112,34
4043081	25	165,00
4043082	98	23,26
4043093	24	80,66
4043094	22	406,82
4043095	23	517,81
4043096	24	42,13
4043097	23	321,60
4043098	22	435,61
4043099	23	543,28
4044044	60	15,62
4044046	60	15,62
4044047	58	72,99
4044049	58	72,99
4044050	59	72,99

Order no.	Page	Sales price in € excl. VAT
4044052	59	72,99
4044053	59	510,97
4044055	59	264,84
4044056	59	278,04
4044060	58	76,44
4044061	58	76,44
4044062	59	76,44
4044063	59	76,44
4044064	60	16,85
4044065	60	16,85
4050002	52	65,48
4051001	12	35,45
4051002	12	7,01
4051003	12	5,09
4051004	12	16,15
4051005	13	11,41
4051006	13	35,20
4051007	13	18,96
4051008	13	26,25
4051009	14	52,58
4051011	14	31,77
4051012	14	68,20
4051013	14	88,52
4051014	14	77,79
4051015	14	109,71
4051016	14	234,38
4051017	15	320,87
4051018	13	27,47
4051020	20	9,31
4051022	16	20,45
4051023	16	40,81
4051024	16	16,15
4051025	16	26,33
4051026	16	70,17
4051027	16	105,06
4051028	16	5,36
4051029	20	44,41
4051030	97	30,71
4051033	13	36,60
4051039	27	358,46
4051040	27	358,46
4051041	26	476,57
4051042	26	476,57
4051043	26	476,57
4051045	26	499,65

Order numbers TECH

Order no.	Page	Sales price in € excl. VAT
4051046	26	499,65
4051047	26	499,65
4051063	20	224,69
4051064	17	276,47
4051065	17	276,24
4051066	18	342,47
4051067	18	341,62
4051068	19	62,02
4051069	19	74,06
4051070	19	63,60
4051071	19	75,65
4051072	27	363,16
4051073	27	363,16
4051074	19	62,02
4051075	19	74,06
4051076	19	63,60
4051077	19	75,65
4051078	19	210,79
4051079	19	221,15
4052002	69	32,30
4052010	71	5,36
4052014	71	20,19
4052015	52	26,77
4052016	71	7,71
4052017	52	9,12
4052018	71	32,66
4052019	52	41,08
4052020	71	35,81
4052021	52	44,77
4052102	48	40,64
4052110	52	5,62
4061001	36	119,36
4061002	36	156,23
4061003	36	145,18
4061004	36	114,10
4061006	39	50,82
4061007	39	56,34
4061008	39	77,15
4061009	39	63,54
4061010	39	71,62
4061011	39	68,81
4061012	37	69,94
4061013	37	65,74
4061014	37	73,37
4061017	36	46,86

Order no.	Page	Sales price in € excl. VAT
4061018	39	67,41
4061019	39	20,53
4061020	40	42,21
4061021	41	127,26
4061022	38	27,21
4061023	40	27,90
4061024	37	144,82
4061025	41	8,69
4061026	41	30,20
4061027	38	27,21
4061028	38	118,49
4061029	36	38,70
4061030	40	296,13
4061031	40	434,01
4061033	39	15,37
4061034	37	76,28
4061035	37	58,90
4061039	42	10,01
4061040	41	223,81
5030010	111	70,31
5030013	112	66,71
5031001	120	10,01
5031002	120	12,20
5031003	125	20,53
5031004	125	15,62
5031005	125	30,28
5031006	125	76,71
5031009	125	55,99
5031010	126	105,32
5031014	126	77,68
5031016	126	137,80
5031017	120	11,14
5031018	120	14,05
5031020	126	5,70
5031025	120	12,37
5031026	120	15,45
5031027	120	14,48
5031028	120	18,26
5031029	125	16,85
5031030	125	60,29
5031031	120	30,90
5031032	125	55,30
5031034	120	36,42
5031035	122	126,39
5031036	126	33,53

Order numbers TECH

Order no.	Page	Sales price in € excl. VAT
5031037	124	100,06
5031038	124	124,63
5031039	126	15,71
5031046	127	38,61
5031047	127	4,74
5031048	127	48,79
5031049	41	21,51
5031051	127	28,44
5031100	128	10,88
5031102	128	17,46
5031103	128	22,21
5031104	128	9,93
5031105	128	14,57
5031106	129	63,37
5031107	129	72,41
5031108	129	95,67
5031109	129	9,12
5031110	129	12,20
5031111	129	2,46
5031112	129	32,65
5031113	129	50,29
5031114	129	5,62
5031116	129	70,92
5031119	129	24,14
5031121	128	17,12
6011045	130	62,58
7011021	137	3,68
7011027	137	16,41
7011039	139	56,26
7011040	137	5,09
7011042	137	19,13
7011043	140	2,19
7011044	137	76,88
7011045	138	18,00
7011046	138	24,22
7011052	140	4,65
7011058	137	16,94
7011059	137	7,28
7011061	138	12,12
7011062	138	13,69
7011063	138	13,77
7011064	139	107,07
7011065	135	48,18
7011066	135	45,29
7011067	135	35,55

Order no.	Page	Sales price in € excl. VAT
7011068	135	33,44
7011069	135	21,06
7011088	140	3,08
7011090	140	27,38
7011091	140	23,52
7011092	140	7,20
7011093	140	5,18
7011095	140	6,06
7011096	140	4,12
7011097	140	66,53
7011099	137	24,06
7011160	134	10,00
7011161	134	14,96
7012002	138	15,88
7012003	138	17,46
7012004	138	17,81
7012006	138	16,77
7012007	138	19,13
7012008	138	21,68
7012010	138	394,96
7012011	138	200,12
7012012	139	16,77
7012013	138	28,70
7012014	138	59,06
7012017	133	80,74
7012018	133	119,36
7012019	133	101,81
7012020	136	20,19
7012021	136	28,35
7012022	136	30,98
7012023	136	38,79
7012024	136	44,23
7012025	139	12,64
7012028	139	36,77
7012030	138	10,23
7012031	134	83,19
7012050	133	121,12
7012051	133	188,70
7012052	133	174,66
7013044	141	3,77
7013045	142	8,77
7013046	141	20,89
7013047	141	28,17
7013048	141	35,45
7013049	141	14,92

Order numbers TECH

Order no.	Page	Sales price in € excl. VAT
7013050	141	20,62
7051001	94	380,04
7051004	95	172,91
7051005	95	258,48
7051012	96	493,59
8011175	128	20,72
8031080	145	17,12
8033012	29	46,78
8033013	29	54,33
8033014	28	157,98
8033015	28	157,98
9013003	145	42,21
9015011	144	19,32
9015012	144	20,45
9015015	144	16,68
9015016	144	18,07
9015030	145	87,32
9015031	144	29,76
9015036	144	20,59
9015037	144	22,61
9015038	144	28,49

General Terms of Sale B2B

Version 01/2026

I. Scope of application

1. The following Terms of Sale shall apply for all contracts concluded between the purchaser and us concerning the delivery of goods if the purchaser is a company (§ 14 German Civil Code [Bürgerlichesgesetzbuch, BGB]). These Terms also apply for all future contracts concerning the delivery of goods even if they are not expressly mentioned again. Conflicting terms of the purchaser that we do not expressly recognize are not binding for us even if we do not expressly contradict such terms. The following Terms of Sale shall also then apply if we carry out the purchaser's order without reservation and with knowledge of the contradictory or differing terms of the purchaser.
2. All agreements that were entered into between the purchaser and us for performing the purchase contracts are documented in writing in the contracts. The parties shall confirm all oral agreements in writing. If contracts are set out in both the German and also a foreign language, in the case of a dispute, the German language version is determinative.

II. Offer and contract conclusion

1. We can accept a purchaser's order that is to be qualified as an offer to conclude a purchase contract within two weeks—for an order in the Naber dealer portal, 5 working days—by transmitting an order confirmation or by sending ordered products within the same time limit. The purchaser is bound to the purchaser's order for this time period.
2. Our offers are subject to change and nonbinding unless we have expressly identified them as binding.
3. All oral and written information concerning possible applications and the suitability of all goods are carried out to the best of our knowledge. However, this information only represents our historical experience, which cannot be deemed to be consistently warranted. This information does not form the basis for any claims against us. In particular, the purchaser is not relieved of the duty of ensuring by means of the purchaser's own inspection that the goods are suitable for the purchaser's intended use.
4. We reserve all rights of ownership, copyright and other industrial property rights in images, calculations, drawings, sample books, catalogs and other documents. The purchaser may only transfer these to a third-party with our prior written consent irrespective of whether we have designated these items to be confidential.

III. Payment terms

1. All prices apply ex works without packaging and must be paid in Euros if not otherwise set out in our order confirmation. The statutory value added tax is not included in our prices. This will be separately disclosed in the invoice at the statutory amount on the date of invoicing.
2. The purchase price is due 10 days after the invoice is sent (invoice date) less a 2% discount, otherwise net (without discount) 30 days after the invoice date provided that no different payment target follows from the order confirmation. A payment is not deemed to have taken place until the funds are available for our use. In the event of payments by check, the payment is not deemed to have taken place until the check is cashed. For new customers we reserve the right to deliver against cash on delivery less a 2% discount. For orders with a value of goods up to € 50,000 net, we reserve a minimum quantity surcharge of € 6.50. In the case of a contract included with an agreement of "advance payment", the purchase price is due 10 days after the invoice date.
3. If the purchaser is in default in making payment, the statutory provisions shall apply (§ 288 BGB).
4. The purchaser is only entitled to set-off, even if a notice of defects or counterclaims are asserted, if the counterclaims have been conclusively adjudicated or are undisputed. The purchaser is only authorized to exercise a right of retention if the counterclaim is based on the same contractual relationship.
5. We reserve the right to request payment security and/or advance payments.
6. If the purchaser is in default of payment or if there is reasonable doubt concerning purchaser's ability to pay, we are entitled to declare all claims against purchaser as due for payment and/or to retain as yet outstanding deliveries in their entirety or in part or to withdraw from the existing contracts entirely.

IV. Electronic Invoices

1. The customer agrees to receive electronic invoices in PDF or structured format (e.g., ZUG-FeRD, EN16931).
2. Electronic invoices are considered delivered upon receipt by the customer.
3. The customer ensures that the provided email address is capable of receiving such invoices.

V. Delivery and performance times, liability for delivery delays

1. Delivery dates or time limits that have not been expressly agreed to be binding are solely non-binding declarations. The delivery time stated by us shall not commence prior to complete clarification of the order and clarification of all technical questions. The purchaser must likewise properly and timely fulfill all obligations incumbent upon purchaser.
2. Force majeure cases, e.g. labor disputes, civil unrest as well as other unforeseeable damaging events for which we are not responsible, extend the delivery time period for the duration of the disruption insofar as the disruption demonstrably influences our ability to render the service. This also applies if these circumstances occur for our suppliers. If the disruption lasts for longer than four weeks subsequent to the expiration of the originally agreed scheduled date, each contracting party can withdraw from the contract. The with-

drawal extends to the part of the contract not yet fulfilled, unless the partial performance to be provided is not usable by purchaser. No compensatory damage claims accrue to the purchaser from this situation.

3. If the underlying purchase contract involves a transaction for delivery by a fixed date within the meaning of the BGB or the Commercial Code [Handelsgesetzbuch, HGB], we are liable according to the statutory provisions. The same applies if the purchaser is entitled, as a consequence of a delayed delivery for which we are responsible, to assert the discontinuation of his interest in the further fulfillment of the contract. In this case our liability is limited to the foreseeable, typically occurring damages if the delayed delivery is not based on an intentional violation of the contract for which we are responsible. We shall likewise be liable to the purchaser for delayed delivery according to the statutory provisions if this delay is based on an intentional or grossly negligent violation of the contract for which we are responsible. Our liability is limited to the foreseeable, typically occurring damages if the delayed delivery is not based on an intentional violation of the contract for which we are responsible. In any case the occurrence of a delay requires a reminder notice from purchaser.
4. Otherwise, in the event of a delivery delay for which we are responsible, purchaser can request a flat amount of compensation in the amount of 0.5 % of the value of goods to be delivered, however a maximum of no more than 5 % of the value of goods to be delivered.
5. Any further liability for a delivery delay for which we are responsible is precluded.
6. We are at all times entitled to make partial deliveries and carry out partial performance insofar as this is reasonable for the customer.
7. In the case of an agreement for "advance payment", we are not obligated to make the delivery until the funds invoiced are available for our use.

VI. Transfer of risk, delay in acceptance, shipping/packaging

1. Loading and shipping are at the purchaser's risk. The regulations concerning a sale by delivery to a place other than the place of performance according to § 447 BGB shall apply even if the shipment is undertaken with our means of transport or by our employees.
2. We shall make every effort to take into consideration the wishes and interests of the purchaser with respect to the type of shipment and route; additional expenditures thereby required—also in the case of an agreed freight paid delivery—shall be at the purchaser's expense. A transportation insurance policy shall be concluded for the shipment if the purchaser expressly requests this with the order. The costs shall be billed to the purchaser and separately set out in the invoice.
3. We will not take back transportation packaging and all other packaging according to the packaging regulation, excepted from this are pallets. Purchaser must ensure the disposal of the packaging at its own expense.
4. If the shipment is delayed at the purchaser's request or due to the purchaser's fault, we will then store the goods at the expense and risk of purchaser. In this case a notice of readiness to dispatch is equivalent to shipment.
5. If the purchaser delays acceptance, we are then entitled to request compensation for the resulting damages and any additional expenditures. The same applies if the purchaser culpably violates duties of cooperation. With the occurrence of a delay in acceptance or the delayed payment of a debt on the part of the purchaser, the risk of accidental deterioration and loss of the goods passes to the purchaser.
6. We shall not assume any costs for returns that are not agreed with us in advance in writing or returns that are not expressly recognized as legitimate after evaluation of the reason for the return (e.g. incorrect delivery, defects, etc.). Should we incur costs for returns that are not agreed or not legitimate, we shall bill the purchaser/sender in the amount of the actually incurred third-party costs as well as our own costs.

VII. Warranty/liability

1. We do not assume any warranty for defects that arise due to natural wear and tear, faulty or negligent treatment, improper storage, inappropriate or improper use or nonobservance of the processing and use instructions. If the delivery takes place according to drawings, specifications, samples, etc. of purchaser, the purchaser assumes the risk of their suitability for the intended use.
2. The purchaser's claims for defects shall only exist if purchaser has properly complied with purchaser's duties of inspection and providing notice of defects. Therefore, purchaser is obligated to promptly provide notice of apparent defects in the goods upon receipt. In the case of hidden defects that purchaser cannot ascertain upon receipt of the goods, purchaser must promptly give notice of defects subsequent to their discovery.
3. In the case of a complaint, we are entitled at our option to request that purchaser send us the rejected goods for inspection or for subsequent performance or make the rejected goods available to us. We shall only bear the costs of this shipment in the case of a legitimate complaint.
4. In the case of a defect we are entitled to carry out the subsequent performance of our choice by means of a replacement delivery or by repairing the defective goods within a reasonable grace period. There is no duty of subsequent performance insofar as we are authorized to refuse subsequent performance on the basis of statutory provisions. In our selection of the type of subsequent performance, we must take into consideration the type of defect and the legitimate interests of the purchaser. We shall bear the expenses necessary for the purpose of subsequent performance. We shall not bear the additional

cost that arises thereby that the goods have been transported to a different location than the place of performance or the registered commercial offices of the ordering party unless this transport is in conformity with the intended use of the goods.

5. If the subsequent performance fails, purchaser can elect a decrease in the purchase price (reduction) or declare purchaser's withdrawal from the contract. If the purchaser withdraws from the contract, purchaser is not entitled to an additional claim for compensation for damages unless we are responsible for the defect due to intentional acts or gross negligence. If only part of the delivery of goods is defective, purchaser can only then withdraw from the entire contract if purchaser does not have any interest in the remaining part of the delivery.
6. Purchaser's claim for recourse by virtue of warranty claims and rights arising from consumer goods purchase contracts (§§ 474, 478 BGB), may only be asserted against us by purchaser to the extent that purchaser is obligated to satisfy warranty claims and rights towards purchaser's customers on the basis of statutory provisions. The claim for recourse against us is excluded to the extent that purchaser has a warranty or liability obligation towards purchaser's customers in the absence of a legal obligation, in particular, as a gesture of goodwill or on the basis of special assurances or guarantees of the purchaser.
7. The claims and rights owing to a defect in the goods may only be asserted by purchaser within the warranty period of twelve months after delivery of the goods. This does not apply for claims and rights for which longer notice periods are mandatorily prescribed according to § 438 paragraph 1 No. 2 BGB for construction, and objects for construction (construction materials) or according to § 445b BGB for the recourse claims of a company.
8. We are liable according to statutory provisions for damages to life, the body and health that are based on a negligent or intentional violation of duties by us or our legal representatives or our vicarious agents as well as for damages that are encompassed by liability under the Product Liability Act. We are liable according to statutory provisions for damages that are not comprehended by sentence 1 and that are based on intentional or grossly negligent contract violations as well as deceit by us, our legal representative or our vicarious agents. However, in this case the liability for compensatory damages is limited to foreseeable, typically occurring damages insofar as we, our legal representative or our vicarious agents did not act intentionally. To the extent that we have provided a guarantee of quality and/or durability with reference to the goods or parts thereof, we shall also be liable within the framework of this guarantee. However, for damages that are based on a lack of quality or durability as guaranteed, but that do not occur directly with regard to the goods, we are only then liable if the risk of such damages is obviously comprehended by the guarantee of quality and durability.
9. We are also liable for damages that are caused by simple negligence insofar as the negligence is related to the violation of those contractual obligations the observance of which are of particular importance for achieving the purpose of the contract (material obligations). In this case, however, our liability is restricted to typically foreseeable damages.
10. Any further liability is excluded without considering the legal nature of the claim asserted; this also applies in particular for tort claims, for claims for reimbursement of futile expenditures in place of performance, or for compensation claims for lost profits. Insofar as our liability is excluded or limited, this shall also apply for the personal liability of our personnel, employees, staff, representatives and vicarious agents.
11. Purchaser's compensatory damage claims on account of a defect are time-barred one year after delivery of the goods. This shall not apply in the case of injuries to life, the body, or health for which we, our legal representatives or our vicarious agents are at fault or if we or our legal representatives have acted in an intentional or grossly negligent manner, or if our ordinary vicarious agents have acted intentionally.
12. Our sales representatives and commercial agents are not authorized to make legally binding statements with regard to defects and warranty claims for us.

VIII. Retention of Title

- 1.a) The delivered goods (goods subject to retention of title) remain our property (extended retention of title) until all claims are satisfied against the purchaser, including all outstanding balance claims from a current account to which we are entitled arising from the order and the entire business relationship.
- 1.b) To the extent that an extended retention of title is not applicable in the country in which the purchaser has its registered office, the delivered goods remain our property (ordinary retention of title) until all claims to which we are entitled against the purchaser from the respective order have been satisfied, including taxes, charges or transportation costs.
2. In the case of purchaser's conduct contrary to the contract, e.g. delayed payment, we are entitled to take back the goods subject to retention of title after setting a reasonable time limit in advance; if it is unnecessary to set a time limit according to the provisions of the law, we are also entitled to demand the return of the goods subject to a retention of title without a grace period. If we take back the goods subject to a retention of title, this represents a withdrawal from the contract. If we levy execution against the goods subject to a retention of title, this is a withdrawal from the contract. We are entitled to realize on the sale of the goods subject to a retention of title subsequent to taking them back. After deducting a reasonable amount for the cost of realizing the sale, the proceeds from the sale shall be settled against the amounts owed to us by purchaser.
3. Purchaser shall treat the goods subject to a retention of title with care and sufficiently insure these goods at their original value against losses due to fire, water damage and theft. Maintenance and inspection work that become necessary must be timely carried out by

purchaser at purchaser's expense.

4. The purchaser is authorized to sell and/or use the goods subject to a retention of title in the ordinary course of business as long as purchaser is not in default in payment. Pledging and transfers by way of security are impermissible. Claims arising from resale of the processed or unprocessed goods subject to a retention of title, or arising for another legal reason (insurance, unlawful acts) with respect to the goods subject to a retention of title (including all outstanding balance claims from a current account) are already transferred by purchaser to us as security in the amount of the final invoice amount (including VAT) for our claims against the purchaser; we hereby accept the assignment. We revocably authorize purchaser to collect the claims assigned to us in the name of purchaser and for purchaser's account. This collection authorization can be revoked at any time if purchaser does not properly comply with purchaser's payment obligations.
5. For the purpose of assigning this claim, purchaser is also not authorized to collect claims by way of factoring unless an obligation of the factoring party is at the same time created to directly effectuate payment of consideration to us in the amount of the claims for as long as our claims against the purchaser exist.
6. Processing or reshaping the goods subject to a retention of title by purchaser shall in any case be undertaken for us. If the goods subject to a retention of title are processed with other items not owned by us, we shall acquire joint ownership in the new item proportional to the value of the goods subject to a retention of title (final invoice amount including value added tax) along with the other processed items on the date of processing. The same shall apply for the new item emerging from the processing as for the goods subject to a retention of title. In the case of the inseparable combination of the goods subject to a retention of title with other items not owned by us, we shall acquire joint ownership in the new item proportional to the value of the goods subject to a retention of title (final invoice amount including value added tax) along with the other combined items on the date on which they are combined. If the purchaser's item is to be viewed as the primary item as a consequence of this combining, the purchaser and we agree that purchaser transfers proportional joint ownership to us in the item; we hereby accept this transfer. Purchaser shall preserve the sole or joint ownership in the item arising in this manner for us.
7. In the event of attachment by third parties against the goods subject to a retention of title, in particular, levies of execution, purchaser shall call attention to our ownership and immediately inform us so that we may enforce our rights of ownership. To the extent that the third-party is not in the position to reimburse us for the court and out-of-court expenses arising in this connection, purchaser is liable therefor.
8. We are obligated to release the security to which we are entitled to the extent that the realizable value of our security exceeds the claims to be secured by more than 10%; in so doing, the selection of the security to be released is at our discretion.

IX. Images and dimensions

Images, technical information and dimensions in brochures and price lists shall not be deemed to be a binding agreement and not a promised characteristic. These only represent approximate values. Binding information can be provided in an individual case upon request. Special suitability may not be taken from the images and dimensions. We expressly reserve the right to make modifications.

X. Place of performance, venue, applicable law

1. The place of performance for deliveries and payments (including actions regarding checks and bills of exchange) is, if not otherwise expressly specified, our registered office in Nordhorn.
2. The exclusive local jurisdiction and international court of competent jurisdiction is in the location of our registered office in Nordhorn (Germany). However, we are also authorized to sue the purchaser in purchaser's place of general jurisdiction (domicile or registered office).
3. The business relations between the contracting parties are regulated exclusively according to the law applicable in the Federal Republic of Germany excluding international private law (Introductory Statute to the Civil Code [Einführungsgesetz zum Bürgerlichen Gesetzbuch], EGBGB). The application of the UN Convention on Contracts for the International Sale of Goods is excluded.
4. Should a provision of these general Terms of Sale (or within the framework of other agreements) be or become invalid or unenforceable entirely or in part, this shall not affect the validity of all other provisions or agreements. The contracting parties hereby commit to replace the invalid or unenforceable provision or agreement with a valid or enforceable provision or agreement most closely in conformity with the commercial provisions.
5. The headings for the individual regulations of these delivery and payment terms only serve to provide a better orientation and do not have any independent substantive content and no legal significance.
6. The purchaser's data related to the business transactions with purchaser shall be processed according to the Federal Data Protection Act.

XI. Precedence of the German version

If these Terms of Sale exist in different languages, the German version is solely decisive for clarifying questions of interpretation.


Naber GmbH

Managing Directors: Lasse Naber, Ralf Brümmer and Ulrich von Wuthenau

COMPAIR®

Ventilation
technology

Ventilation
technology




Power



This is what the experts bank on: superb air duct technology with perfectly coordinated components from Naber! For all types of kitchen ventilation, extremely adaptable and powerful, simple to install and designed for optimum efficiency. COMPAIR® ventilation systems are the result of proprietary developments that are ingeniously engineered down to the last detail. With their specifically designed cross-section geometry, they are ideally equipped for durable, efficient recirculating or exhaust air ducting in the kitchen.

And with COMPAIR PRIME flow®, the COMPAIR® ventilation technology has once again been creatively perfected in every category. Starting with the highly efficient, whisper-quiet operation, the "update" for the air duct systems with integrated cable management for electricity and data cables (if required) and a new type of support for the flat ducts with increased pressure resistance. Through to the ultra-lightweight shell assembly of the wall conduct with Thermobox and award-winning stainless steel louvres. With this quantum leap, Naber defines the new standard for air duct systems for extractor hoods. For exhaust air, recirculating air and all extractor systems!

www.compair-flow.com/en/



The website
with all the answers to questions
about ventilation technology!

www.com-pair-flow.com/en/




The website for architects,
planners, interior designers, users



Perfectly integrated kitchen ventilation

Your customers expect good home air. We show which planning steps make sense when, which devices are available, and how you can innovatively harmonise the wishes of your clients and the service of your trade partners.



Optimally planned airflow

There are many solutions for kitchen ventilation and a host of device variations. As a professional you can keep your cool. Because at Naber you'll find the right component for efficient and quiet airflow, whatever the planning scenario. Especially valuable: our practical tips for your planning!



Ideally installed extractors

How are the air duct system and the wall conduct optimally installed? Which components get the most out of the extractor system? What options are offered by Naber innovations? We provide all the necessary answers!



Better cooking, better living – thanks to good air

Moving air is complex – just like the removal of odours and damp. The right extractor therefore has a fundamental impact on health and living comfort. When it comes to finding solutions, Naber's expertise convinces planners, kitchen professionals and kitchen buyers!

Keywords

exhaust air or
circulating air?

extractor fans in
different kitchen
shapes

construction types

the right dimensions

optimal performance

installation types

required width

pressure losses

noise emission

degree of grease
separation

technical foundations

core hole and wall
conduct

installation

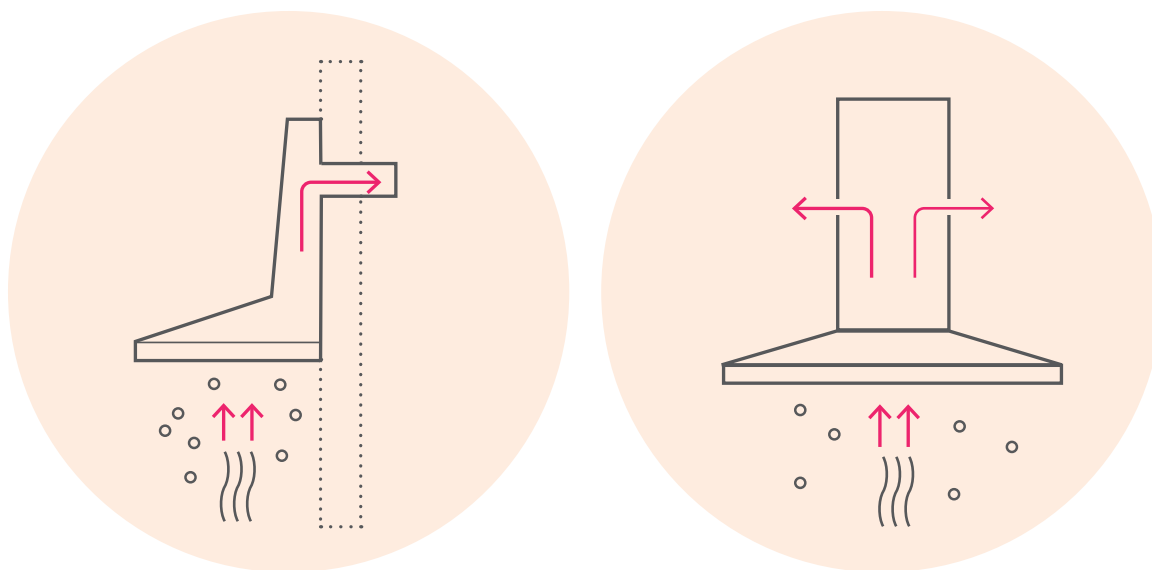
acoustic decoupling

condensation trap

maintenance
requirement

energy efficiency

Guide to extractor systems for kitchens



Compact knowledge
for planners, surveyors and users

Free download:
www.naber.com / www.compair-flow.com/en/

Projectpartners:



Institut für Holztechnologie
Dresden (gemeinnützige GmbH)



Institut für Technische Gebäudeausrüstung Dresden
Forschung und Anwendung GmbH
Prof. Oschatz, Prof. Hartmann, Prof. Werdin




Passivhaus Institut, Darmstadt
Dr. Wolfgang Feist



Naber GmbH

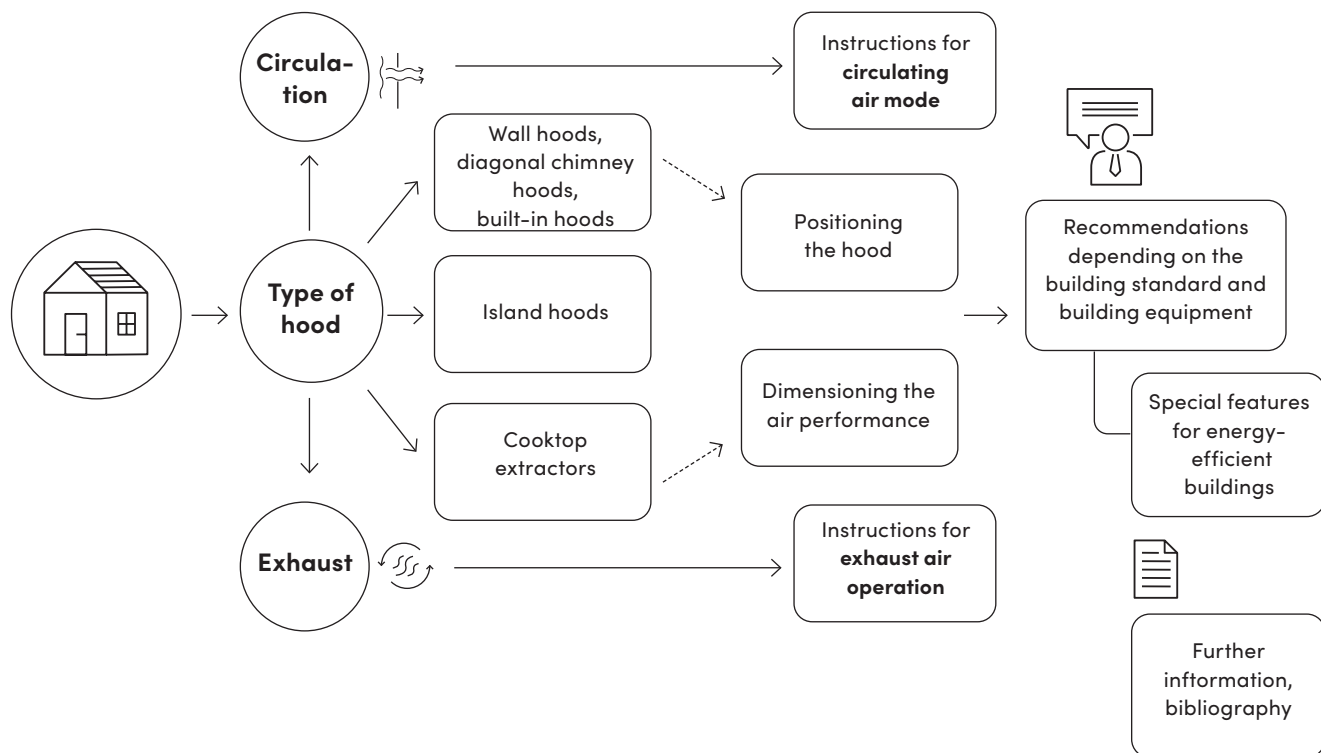
Gefördert vom: Bundesinstitut für Bau-, Stadt- und Raumforschung (im Bundesamt für Bauwesen und Raumordnung)

Guide to extractor systems for kitchens



Kitchen ventilation – in a nutshell

Overview, content



Key topics

overview of available extractor systems

general planning information

dimensioning the air performance

instructions for circulating air mode and exhaust air operation

recommendations depending on the building standard and building equipment

special features for energy-efficient buildings

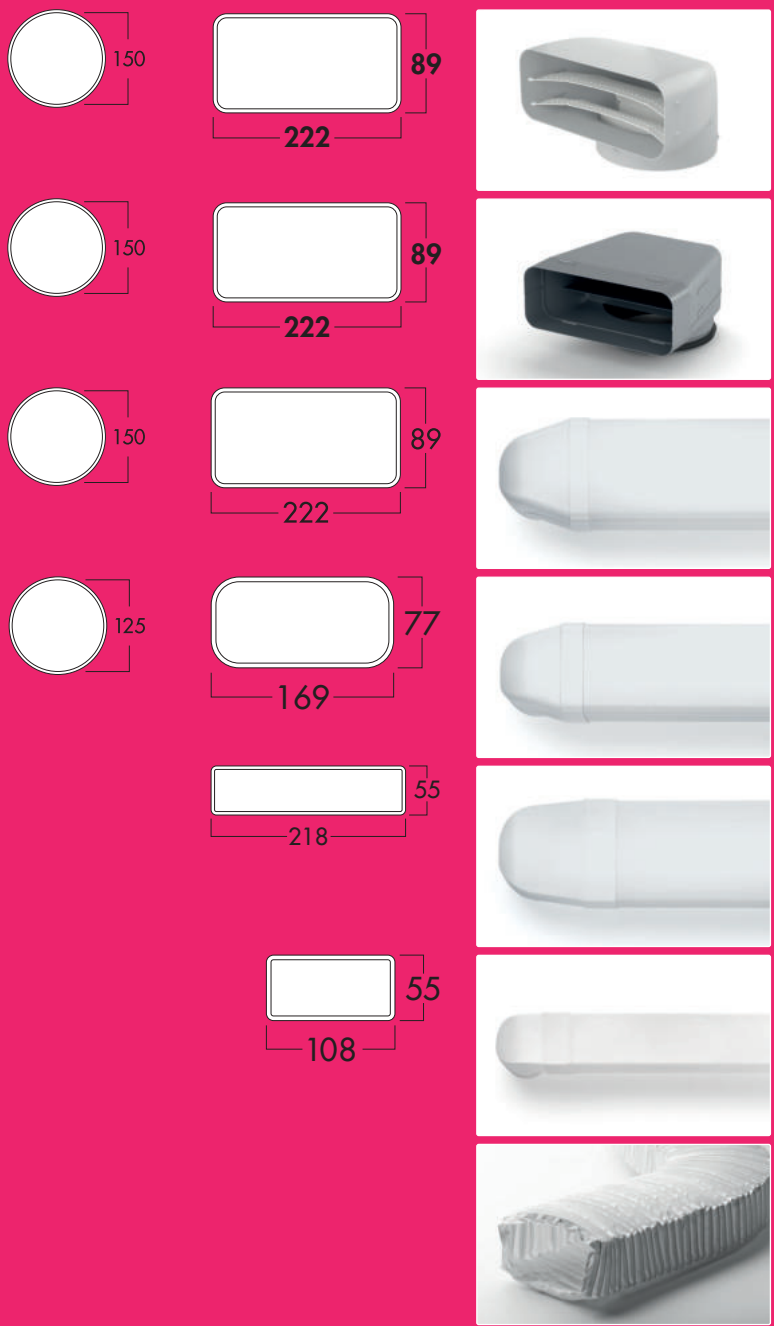
recommendations for buildings with very low heating requirements
(e. g. passive house and efficiency house 40)

COMPAIR®

Ventilation technology

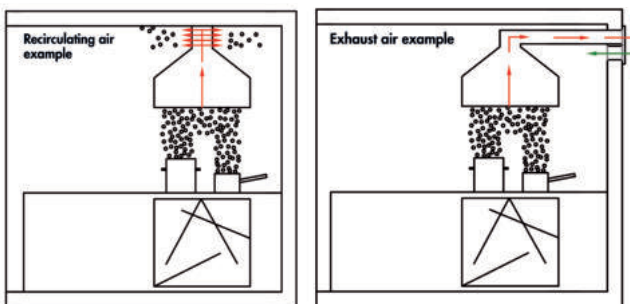
Flexible system solutions
remove your kitchen vapours

Ventilation
technology



- COMPAIR® PRIME flow 150 (system Ø 150)**
Quantum leap in ventilation technology Page 9–32
- COMPAIR STEEL flow® 150 (system Ø 150)**
Complete system made of metal, resistant and non-flammable Page 33–42
- COMPAIR® flow 150 (system Ø 150)**
The programme for optimal flow performance Page 43–62
- COMPAIR® flow 125 (system Ø 125)**
Strong for fresh and waste air technology Page 63–78
- COMPAIR® top (system Ø 125 flat)**
High performance ventilation Page 79–86
- COMPAIR® norm (system Ø 100)**
The range for a good indoor climate Page 87–92
- COMPAIR® Accessories**
Problem-free connection Page 93–102

Extraction solution – decision for better air in the kitchen



Nothing is more effective, provided it is structurally feasible, than transporting kitchen fumes and vapours to the outside in a controlled manner. If you can, you should always operate your kitchen hood with air extraction.

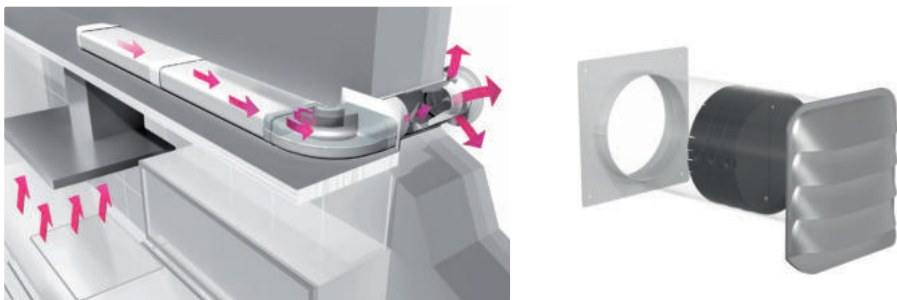
A powerful extractor hood combined with a pressure loss-minimising Naber COMPAIR® flow exhaust duct and Naber wall conduct that only opens during hood operation and which is tightly sealed to the wall, ensure a perfect kitchen climate.

Also with regard to the legal situation, today and in the future, you are on the safe side with an exhaust air solution. All energy technology standards are obser-

ved. The most up-to-date tests show that even today's highly insulated new buildings, so-called low-energy houses, should be equipped with a kitchen hood with extractor function.

The advantages of an extraction system are clear to see. Alongside the operating costs, a recycling air hood is not only louder but also more grease and odour particles remain in the kitchen. This has a negative effect on the kitchen air, and forms an ideal breeding ground for mould.

COMPAIR® flow – the extraction system that convinces through performance and flexibility



Intelligent kitchen extraction systems today play a key role in improving the condition of kitchen air. Perfectly coordinated exhaust ducts, wall conducts and outdoor blind components from Naber not only optimise the hood and volume flow performance – they also have a direct positive effect on hygiene and health. At the same time, with a variety of system parts in diverse sizes and forms, the Naber COMPAIR® flow system offers the greatest possible flexibility and enables individual exhaust planning solutions for virtually all spatial conditions.

A special addition to the COMPAIR® flow system components is represented by the Naber THERMOBOX. Integrated in a wall conduct connected to the exhaust air duct system it provides a heatinsulating effect when the hood is not in operation. A U-value of approx. 2.2 W/(m²K) is achieved.

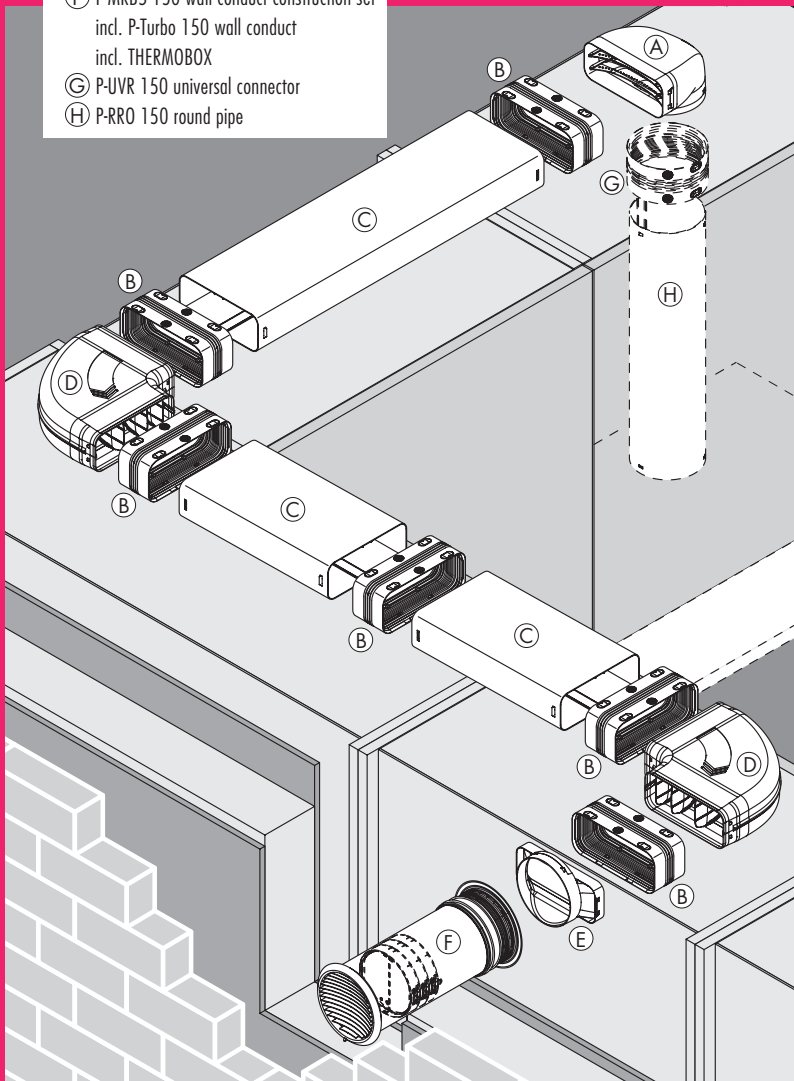
That corresponds to the insulating performance of double-glazed windows.

COMPAIR® PRIME flow® System Ø 150

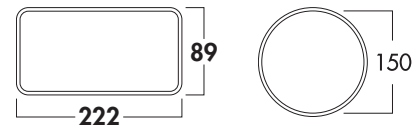
Quantum leap
in ventilation technology

Fitting example

- Ⓐ P-UR 150 deflector 90°
- Ⓑ P-UVB 150 universal connector
- Ⓒ P-VRO 150 flat duct pipe
- Ⓓ P-RBH 150 pipe bend horizontal 90°
- Ⓔ P-MAS 150 wall connector
- Ⓕ P-MRBS 150 wall conduct construction set
incl. P-Turbo 150 wall conduct
incl. THERMOBOX
- Ⓖ P-UVR 150 universal connector
- Ⓗ P-RRO 150 round pipe



Ventilation
technology



Flat duct pipes and accessories	Page 12–15
Round pipe and accessories	Page 16
Wall conducts	Page 17–20
Ventilation technology for hob extractors	Page 21–32



COMPAIR PRIME flow®

Quantum leap in ventilation technology

Developed for exhaust air, recirculating air and hob ventilation. The new benchmark – worldwide!



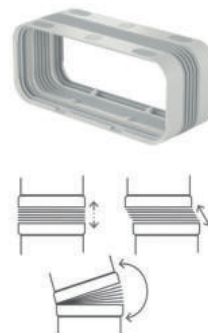
With **COMPAIR PRIME flow®**, the world market leader Naber has made kitchen ventilation better, more efficient and installation-friendly in every category. Consistently well engineered, from the installation of the wall conduct in the building shell to the whisper-quiet operation. And: ecological product design and socially responsible production significantly increase sustainability.

Every part of **COMPAIR PRIME flow®** performs its task superbly, bringing the kitchen ventilation system to perfection, regardless of the manufacturer. Elaborate 3D flow simulations endow the pipe bends and deflectors with unprecedented efficiency. The bionic widening of the pipe cross-sections and the special shape of the guide vanes ensure the lowest possible resistance in the air flow. For maximum flow capacity, quiet operation and minimum electricity costs of the extractor hood.

Whatever the floor plan, whatever the extractor hood or the installation method – **COMPAIR PRIME flow®** always offers the optimum solution for the utmost convenience and efficiency. At the same time, kitchen fitters benefit from the unbeatably simple and safe assembly!

Universal connector (flat or round)

The unique centrepiece of the **COMPAIR PRIME flow®** system makes the air duct installation safer and simpler than ever before. Insert, push, click – done! The soft, slightly raised contact points provide sound decoupling. And the compensator ring enables movement in any direction up to 15 degrees. This means offsets can be realised easily and effortlessly.



Safe, simple and fast assembly!

COMPAIR PRIME flow® saves valuable time during installation! Clear direction arrows on the bends indicate the laying direction. Components can be pre-assembled as required. The new N-Klick system of lip seals and click elements provides for secure and airtight connection of all components – entirely without adhesive tape and silicone.



COMPAIR PRIME flow® wall conduct

All-round carefree solution with energy-saving, mechanical THERMOBOX and weatherproof of stainless steel blinds in two award-winning designs. Airtight and rainproof thanks to the integrated seals. Optional wall connector for horizontal flat duct connection.



Wall conduct shell construction set

Each **COMPAIR PRIME flow®** wall conduct set includes a separately packaged shell construction set. It consists of the new wall connection sleeve, which provides secure and airtight fixture of the ventilation pipe in the core drill hole, a penetrating round pipe and two hard foam plugs for the inner and outer wall, which are removed later. In this way, the extractor system can be connected to a clean, dust-free pipe.



COMPAIR PRIME flow®

One system. One solution. For every device!

System components



Universal connector flat/round

Ingeniously simple, simply ingenious! The universal connector guarantees a permanently tight air duct system with maximum efficiency and built-in flexibility. The double, permanently elastic 2-lip seal always provides a clean and perfect seal for the connections. The flexible compensator allows the stretching, compressing, shifting and bending of otherwise rigid air ducts, whilst maintaining optimum aerodynamic properties.



Connection to hob extractors

Perfect air guidance right from the start: for the best possible extraction of cooking vapours, even at low fan speeds.



Wall connector

Whether round or flat, with a bend or straight: insert air duct, it fits and is tight!



Horizontal pipe bend 90°, round duct bend 90°, deflector 90°

Whether flat or round – the pipe bends and deflectors feature minimal flow resistance. Three-dimensionally curved, concave and convex guide vanes enable optimum flow behaviour. No air congestion due to bionically designed housing. Turbulators prevent flow separation and ensure maximum air capacity, quiet operation and reduced electricity costs of the extractor hood. Click-in elements connect the moulded parts securely to the universal connector, with direction arrows on the housing to guarantee error-free installation.



COMPAIR PRIME flow® wall conduct

Beautiful and efficient, with the heat retention system THERMOBOX and stainless steel external blind Turbo or P-E-JAL Col. For round duct systems or with the wall connector for a flat duct connection.



Flat duct pipe and round pipe

With N-Klick system for airtight connection to the universal connector. With optional support (for flat ducts, for installation in floor construction) and optional integrated cable duct.



Wall connection sleeve with 3-lip seal

Tight all round, because the 3-lip seal provides perfect sealing of the core drill hole on the inside wall. Installed without silicone and completely without tools! Cleverly designed with plastering edge and adjustment aid.



Cable duct

Insert or clip – and cables are safely routed in the pipe.



Plastic pipe

Avoids thermal bridges.



Support


For flat ducts, when laying in the floor structure. Optimised shape for high load-bearing capacity. With integrated cable routing.



Hard foam plug

For the inside and outside. Protect against dust and dirt during the shell construction and completion phase. With plastering edge for precise work.

COMPAIR PRIME flow® – the video.



Scan QR code or watch on naber.com!

COMPAIR PRIME flow® – the information brochure.


All the information about the most high-performant extractor system!

naber.com/en/downloads/compair-prime-flow/



COMPAIR® PRIME flow 150 (System Ø 150)

Order no. Description per piece excl. VAT

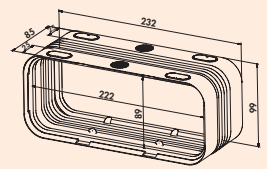


COMPAIR PRIME flow® 150

Optimally innovative, efficient and airtight, high-performant and easy to install: there are plenty of good reasons to call COMPAIR PRIME flow® a "quantum leap in ventilation technology"! The new wall conduct alone, which consists of an innovative shell construction installation set, integrated THER-MOBOX and award-winning stainless steel blinds, shows that the COMPAIR® ventilation technology has once again been perfected in every category.

The installation advantages of COMPAIR PRIME flow® come to the fore especially in difficult construction situations. Thanks to the new universal connector with integrated 2-lip seal, built-in flexible compensator and N-Klick system with click-in elements, no tools, silicone or adhesive tape are required for installation. The aerodynamically optimised, ultra-efficient air duct system enables whisper-quiet operation of the extractor hood. Optional supports for the flat ducts also make it possible for them to be laid in the floor structure. The integrated cable guide facilitates the safe and reversible routing of electrical and data cables.

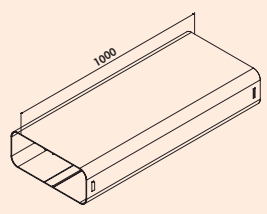
Naber thus redefines the standard for ventilation systems for extractor hoods – whether they work with exhaust air, recirculating air or hob ventilation. And: the ecological product design of COMPAIR PRIME flow® significantly improves sustainability and helps to save energy.



P-UVB 150 universal connector

- flexible connector for flat duct pipes and flat duct pipe bends
- manufactured in one piece from soft and hard components
- 2-lip seal for **airtight** installation, fulfils at least tightness class ATC3 according to DIN EN 16798 in system construction
- outer grip points for better handling and decoupling of structure-borne sound
- compensator for flexible installation, horizontal/ vertical 0°–15°
- length 85 mm

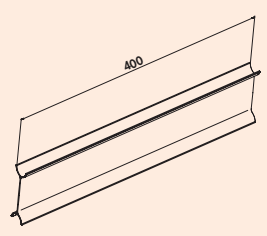
4051004 light grey € 16.15



P-VRO 150 flat duct pipe

- N-Klick system for secure connection with the universal connector
- cable routing in ventilation duct (optional)
- installation in the floor structure using a support (optional)
- length 1000 mm

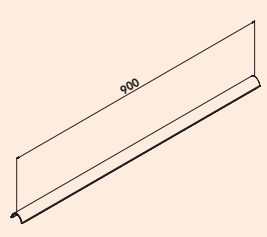
4051001 light grey € 35.45



P-STS 150 support

- insertion into P-VRO 150 flat duct pipe
- for installation in the floor structure
- two supports per metre
- tread load 100 kg
- with integrated cable guide
- length 400 mm

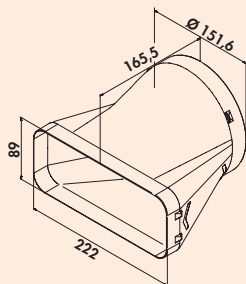
4051003 light grey € 5.09



P-KBK cable duct

- insertion into P-VRO 150 flat duct pipe and P-RRO 150 round pipe
- for cable routing in the air duct: width 18 mm, Ø 9 mm
- length 900 mm

4051002 light grey € 7.01

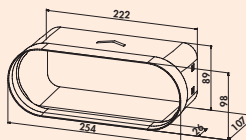


P-EST 150 end piece

- N-Klick system for secure connection with the universal connector
- for direct transition from flat to round
- optimised flow guidance enables loss-free transition

4051018 light grey

€ 27.47

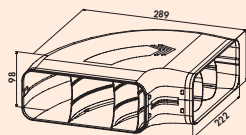


P-BA 150 adapter

- N-Klick system for secure connection with the universal connector
- enables direct connection of the Naber COMPAIR®-PRIME-flow-system to BORA extractor systems and duct elements
- optimised flow guidance enables loss-free transition

4051005 light grey

€ 11.41

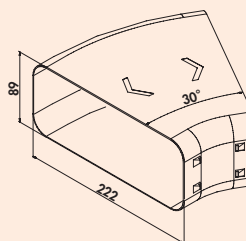


P-RBH 150 pipe bend horizontal 90°

- N-Klick system for secure connection with the universal connector
- with optimised guide vanes
- improved flow technology

4051006 light grey

€ 35.20

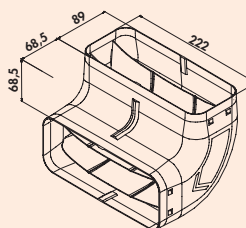


P-RBH 150 pipe bend horizontal 30°

- N-Klick system for secure connection with the universal connector
- improved flow technology

4051007 light grey

€ 18.96

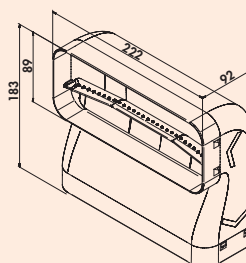


P-RBV 150 pipe bend vertical 90°

- N-Klick system for secure connection with the universal connector
- with optimised guide vanes
- improved flow technology

4051008 light grey

€ 26.25



P-RBV 150 pipe bend vertical 90° short

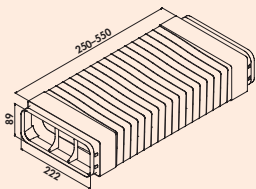

- connection to downdraft ventilation systems at a worktop depth of 600 mm
- for space-saving deflection in the base area
- N-click system for a secure connection to the universal connector
- with optimised guide vanes
- improved flow technology

4051033 light grey

€ 36.60

COMPAIR® PRIME flow 150 (System Ø 150)

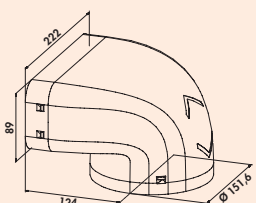
Order no. Description per piece excl. VAT



P-RBFLEX system 150 pipe bend with flexi-duct

- N-Klick system for secure connection with the universal connector
- for deflections up to 90°
- significantly reduced flow resistance compared to flexible hoses
- to maintain optimum flow performance: use of deflectors with flexi-duct only in exceptional cases if there is no other technical solution.
- length 250–550 mm
- **Make sure that the flexi-duct is laid firmly and smoothly!**

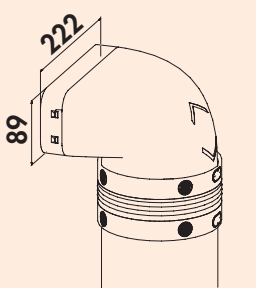
4051009 light grey € 52.58



P-UR 150 deflector 90°

- N-Klick system for secure connection with the universal connector
- with optimised guide vanes
- improved flow technology

4051011 light grey € 31.77

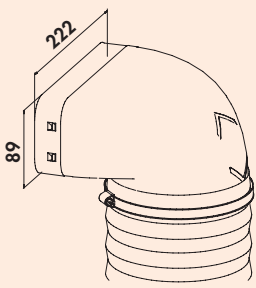


P-UR 150 deflector 90° with round pipe

- incl. universal connector
- optimised flow technology
- snap-in lugs for a secure connection to the universal connector
- installation without adhesive tape and tools
- **Make sure that the flexi-duct is laid firmly and smoothly!**

4051012 L 500 mm, light grey € 68.20

4051013 L 1000 mm, light grey € 88.52




P-URX 150 deflector 90° with flexi-duct

- N-Klick system for secure connection with the universal connector
- incl. two hose clamps
- significantly reduced flow resistance compared to flexible hoses
- to maintain optimum flow performance: use of deflectors with flexi-duct only in exceptional cases if there is no other technical solution.
- **Make sure that the flexi-duct is laid firmly and smoothly!**

4051014 L 500 mm, light grey € 77.79

4051015 L 1000 mm, light grey € 109.71



Prime 150 flat duct set 1

- N-Klick system for secure connection with the universal connector
- with optimised guide vanes
- improved flow technology

Set consisting of:

- 2 x P-VRO 150 flat duct pipe (4051001)
- 1 x P-UR 150 deflector 90° (4051011)
- 1 x P-RRO 150 round pipe, 1000 mm (4051023)
- 1 x P-EST 150 end piece (4051018)
- 1 x P-UVR 150 universal connector round (4051024)
- 3 x P-UVB 150 universal connector flat (4051004)

4051016 light grey € 234.38



Prime 150 flat duct set 2

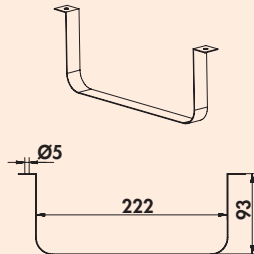
- N-Klick system for secure connection with the universal connector
- with optimised guide vanes
- improved flow technology

Set consisting of:

- 3 x P-VRO 150 flat duct pipe (4051001)
- 1 x P-UR 150 deflector 90° (4051011)
- 1 x P-RRO 150 round pipe, 1000 mm (4051023)
- 1 x P-EST 150 end piece (4051018)
- 1 x P-RBH 150 pipe bend horizontal 90° (4051006)
- 1 x P-UVR 150 universal connector round (4051024)
- 5 x P-UVB 150 universal connector flat (4051004)

4051017 light grey

€ 320.87



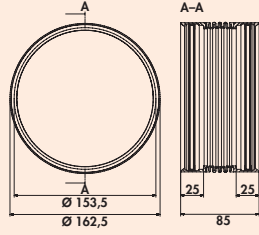
Flat duct bracket 150



For laying flat ducts on ceilings and walls.

4043019 stainless steel

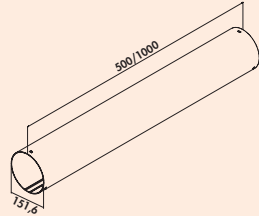
€ 8.69



P-UVR 150 universal connector

- flexible connector for round pipes and round pipe bends
- manufactured in one piece from soft and hard components
- 2-lip seal for **airtight** installation, fulfils at least tightness class ATC3 according to DIN EN 16798 in system construction
- outer grip points for better handling
- compensator for flexible installation, horizontal/ vertical 0°–15°.
- length 85 mm

4051024 light grey € 16.15

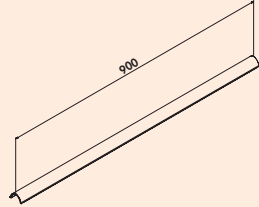


P-RRO 150 round pipe

- N-Klick system for secure connection with the universal connector
- cable routing in ventilation duct (optional)

4051022 L 500 mm, light grey € 20.45

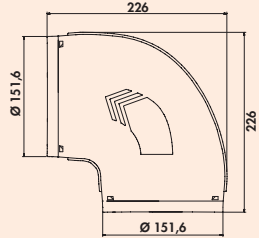
4051023 L 1000 mm, light grey € 40.81



P-KBK cable duct

- insertion into P-VRO 150 flat duct pipe and P-RRO 150 round pipe
- for cable routing in the air duct: width 18 mm, Ø 9 mm
- length 900 mm

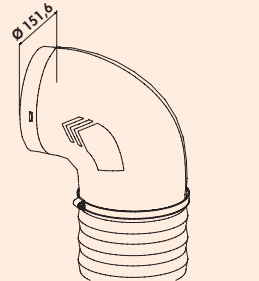
4051002 light grey € 7.01



P-RBV 150 pipe bend 90°

- N-Klick system for secure connection with the universal connector
- with optimised guide vanes
- improved flow technology

4051025 light grey € 26.33

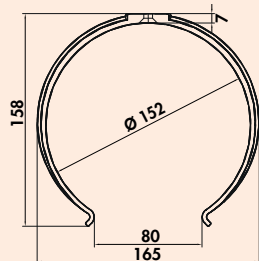


P-RBVX 150 pipe bend 90° with flexi duct

- N-Klick system for secure connection with the universal connector
- incl. two hose clamps
- significantly reduced flow resistance compared to flexible hoses
- to maintain optimum flow performance: use of deflectors with flexi-duct only in exceptional cases if there is no other technical solution.
- **Make sure that the flexi-duct is laid firmly and smoothly!**

4051026 L 500 mm, light grey € 70.17

4051027 L 1000 mm, light grey € 105.06



P-RKH 150 round duct holder

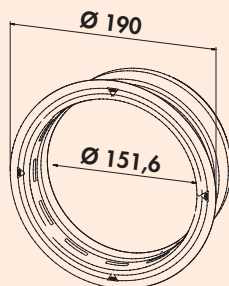
- for wall and ceiling mounting
- recommended spacing 500 mm

4051028 light grey € 5.36



COMPAIR PRIME flow Turbo® 150

For downdraft/hob ventilation systems, the exhaust duct system has to be laid on or in the floor. Adapted to the installation planning and the structural possibilities, the COMPAIR PRIME flow Turbo® wall conduct offers an efficient exhaust air solution for downdraft extractor systems and thus enables the controlled exhaust air ducting of the vapours in the different installation variants of our proven air duct system. COMPAIR PRIME flow Turbo® is designed for both floor-level wall installation (min. 200 mm above the floor) as well as for conventional installation at ceiling height. The special geometry of the external blind works according to the free-jet principle and directs the vapour away from the house facade.



P-Turbo 150 wall conduct incl. THERMOBOX



Wall conduct, incl. THERMOBOX heat retention system and **Turbo stainless steel external blind** for installation close to the ground and for conventional installation at ceiling height.

Two-stage installation:

1. Assembly of the separately packaged construction kit
2. Toolless insertion of the heat retention system and the blind


- N-Klick system for secure connection with the universal connector
- direct connection of the flat adapter, round pipe or round pipe bends
- Blower-Door certified (necessary opening pressure >65 Pa)

Raw construction set:

- raw construction set for installation in the wall at any time
- max. wall thickness 550 mm, can be shortened to 220 mm
- core hole drilling in nominal Ø 162 or 164 mm
- hard foam plugs to protect against dirt during the construction phase
- wall sleeve for tool-free installation and sealing against leakage

4051064 white, stainless steel

€ 276.47



P-Turbo flow 150 wall conduct incl. THERMOBOX



Wall conduct, incl. THERMOBOX heat retention system and **Turbo stainless steel external blind** for installation close to the ground and for conventional installation at ceiling height.

Two-stage installation:

1. Assembly of the separately packaged construction kit
2. Toolless insertion of the heat retention system and the blind

- N-Klick system for secure connection with the universal connector
- direct connection of the flat adapter, round pipe or round pipe bends
- Blower-Door certified (necessary opening pressure >65 Pa)

Raw construction set:

- raw construction set for installation in the wall at any time
- max. wall thickness 550 mm, can be shortened to 220 mm
- core hole drilling in nominal Ø 162 or 164 mm
- hard foam plugs to protect against dirt during the construction phase
- wall sleeve for tool-free installation and sealing against leakage

4051065 white, stainless steel

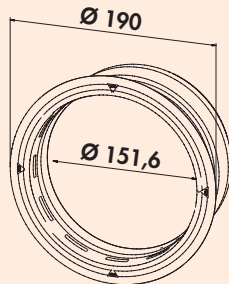
€ 276.24



COMPAIR PRIME flow® E-Jal Col® 150

COMPAIR PRIME flow® air ducts and the components of the wall conduct technology are precisely coordinated to prevent heat loss. The wall conduct system with high-quality stainless steel external blinds contains the THERMOBOX heat retention system with a U-value of only 2.2 W/(m²K). This creates highly efficient thermal insulation of the exhaust air opening in the building envelope.

The ShutterTec retention system of the THERMOBOX prevents flow and heat losses when the extractor hood is not in operation. When the extractor is in operation, it maximises the air delivery rate. Thanks to the innovative opening and closing mechanism, the outlet already opens at a low volume flow. Due to the defined opening pressure, vibration and rattling noises caused by wind are avoided. The THERMOBOX heat retention system is blower door certified.



P-E-Jal Col 150 wall conduct incl. THERMOBOX



Wall conduct, incl. THERMOBOX heat retention system and **P-E-Jal Col stainless steel external blind** for installation close to the ground and for conventional installation at ceiling height.

Two-stage installation:

1. Assembly of the separately packaged construction kit
2. Toolless insertion of the heat retention system and the blind

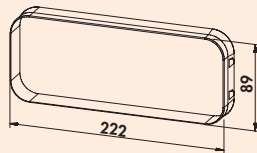
- N-Klick system for secure connection with the universal connector
- direct connection of the flat adapter, round pipe or round pipe bends
- Blower-Door certified (necessary opening pressure >65 Pa)

Raw construction set:

- raw construction set for installation in the wall at any time
- max. wall thickness 550 mm, can be shortened to 220 mm
- core hole drilling in nominal Ø 162 mm
- polystyrene plugs to protect against dirt during the construction phase
- wall sleeve for tool-free installation and sealing against leakage

4051066 white, stainless steel

€ 342.47



P-E-Jal Col flow 150 wall conduct incl. THERMOBOX



Wall conduct, incl. THERMOBOX heat retention system and **P-E-Jal Col stainless steel external blind** for installation close to the ground and for conventional installation at ceiling height.

Two-stage installation:

1. Assembly of the separately packaged construction kit
2. Toolless insertion of the heat retention system and the blind

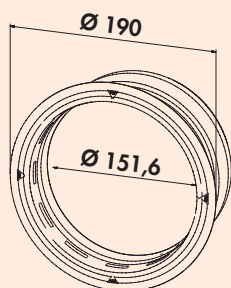
- N-Klick system for secure connection with the universal connector
- direct connection of the flat adapter, round pipe or round pipe bends
- Blower-Door certified (necessary opening pressure >65 Pa)

Raw construction set:

- raw construction set for installation in the wall at any time
- max. wall thickness 550 mm, can be shortened to 220 mm
- core hole drilling in nominal Ø 162 mm
- polystyrene plugs to protect against dirt during the construction phase
- wall sleeve for tool-free installation and sealing against leakage

4051067 white, stainless steel

€ 341.62




P-K-Klima-R 150 wall conduct

Wall conduct, with backflow trap

- N-Klick system for secure connection with the universal connector
- direct connection of the flat adapter, round pipe or round pipe bends
- max. wall thickness 550 mm, can be shortened to 220 mm
- core hole drilling in nominal Ø 162 or 164 mm
- wall sleeve for tool-free installation and sealing against leakage

4051068	white	€ 62.02
4051070	anthracite	€ 63.60
4051074	brick red	€ 62.02
4051076	light grey	€ 63.60

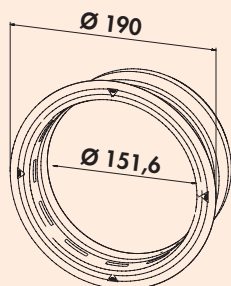


P-K-Klima flow 150 wall conduct

Wall conduct, with backflow trap

- N-Klick system for secure connection with the universal connector
- direct connection of the flat adapter, round pipe or round pipe bends
- max. wall thickness 550 mm, can be shortened to 220 mm
- core hole drilling in nominal Ø 162 or 164 mm
- wall sleeve for tool-free installation and sealing against leakage

4051069	white	€ 74.06
4051071	anthracite	€ 75.65
4051075	brick red	€ 74.06
4051077	light grey	€ 75.65




P-Klima-E 150 wall conduct

Wall conduct, with backflow trap

- N-Klick system for secure connection with the universal connector
- direct connection of the flat adapter, round pipe or round pipe bends
- max. wall thickness 550 mm, can be shortened to 220 mm
- core hole drilling in nominal Ø 162 or 164 mm
- wall sleeve for tool-free installation and sealing against leakage

4051078	white, stainless steel	€ 210.79
---------	------------------------	----------



P-Klima-E flow 150 wall conduct

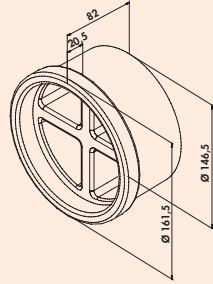
Wall conduct, with backflow trap

- N-Klick system for secure connection with the universal connector
- direct connection of the flat adapter, round pipe or round pipe bends
- max. wall thickness 550 mm, can be shortened to 220 mm
- core hole drilling in nominal Ø 162 or 164 mm
- wall sleeve for tool-free installation and sealing against leakage

4051079	white, stainless steel	€ 221.15
---------	------------------------	----------

COMPAIR® PRIME flow 150 (System Ø 150)

Order no. Description per piece excl. VAT

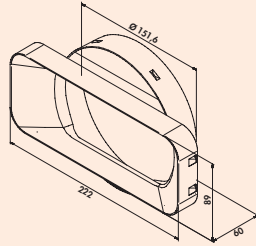


P-MRBS 150 wall conduct construction set

- for on-site installation and in preparation for wall conduct installation
- connection of round pipe and round pipe bends

Set consisting of:
 – 1 x P-RRO 150 round pipe, 500 mm
 – 1 x wall connection sleeve
 – 2 x hard foam plugs

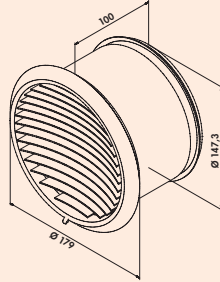
4051029 white/light grey € 44.41



P-MAS 150 wall connector

- N-Klick system for secure connection with the universal connector
- adapter for connecting flat duct pipe and flat duct bends to P-MRBS 150 wall conduct pipe set

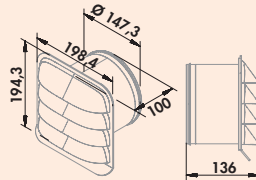
4051020 light grey € 9.31



P-Turbo 150 external blind

- Without backpressure shutter for connection to round pipe.
- connector depth 100 mm incl. foam and lip seal
- only when used with the THERMOBOX

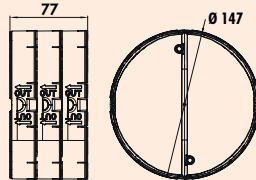
4043070 Ø 150 mm, stainless steel € 151.84



P-E-Jal Col outside blind

- Without backpressure shutter for connection to round pipe.
- connector depth 100 mm incl. foam and lip seal
- only when used with the THERMOBOX

4051063 Ø 150 mm, stainless steel € 224.69



THERMOBOX 150

- Heat retention system THERMOBOX for retrofitting of existing **Naber® wall conducts** and suitable for vertical installation (exhaust air outlet via the roof).
- Blower-Door certified (required opening pressure >65 Pa)

4043064 black, silver € 82.85

COMPAIR® GREENflow

The modular recirculating air filter system for downdraft hoods/hob ventilation



No consequential damage due to damp air

The guidance of cooking vapours in the base area can lead to considerable consequential damage caused by the moist air in downdraft extractor fans with conventional circulating air solutions. The Naber GREENflow Filterbox for downdraft/hob ventilation can be employed in a modular fashion and safely guides the cooking vapours out of the furniture. The damp air does not come into contact with furniture parts or floor coverings. Moisture damage or contamination of the cabinet bottoms are thus prevented.

High flexibility

The GREENflow Filterbox can be mounted in all standard furniture bodies in the base area (base heights 100-150 mm). Furniture feet can be replaced by the base leveller integrated into the Filterbox. GREENflow

can be flexibly positioned in the base area and is compatible with almost all downdraft hoods/hob ventilation systems on the market.

Excellent odour reduction

Adjustable guide vanes in the filter boxes distribute the air flow evenly to the flow-optimised outlet grid. The result is low flow speeds and barely perceptible air movement in the base area. The optional activated carbon filters can be regenerated several times and have a curved shape (OMEGA shape).

The OMEGA shape increases the filter surface by more than 60 % (compared to standard filters). Due to the maximised filter surface, the system achieves excellent odour reduction. A synthetic foam activated carbon filter is used for filtration. This is hydrophobic (water-repellent), which means that no moisture remains in the filter or in the filter system.



GREENflow filterbox

- modular/flexible system
- suitable for 100–150 mm base heights
- even distribution of the airflow
- reliably removes the cooking fumes
- integrated base leveller (optional use, load capacity up to 300 kg)
- flow-optimised slatted grid (anodised aluminium)
- suitable for extractor systems with or without their own activated carbon filter



GREENflow OMEGA-Filter

- synthetic activated carbon filter
- up to 60 % larger filter surface
- hydrophobic
- can be regenerated several times and thus saves costs
- reduces the pressure loss and the noise development of the extractor system
- simple maintenance of the filter



COMPAIR® PRIME flow 150 (System Ø 150)

Order no. Description per piece excl. VAT



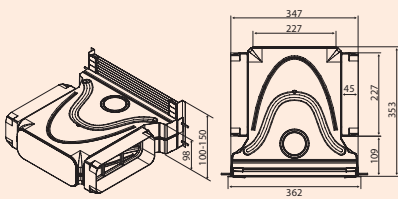

GREENflow

The modular recirculating air filter system for downdraft hoods/hob ventilators. GREENflow reliably and efficiently filters out odours and directs the moisture produced during cooking back into the room. In addition, the filter system reduces the overall pressure loss and the noise of the extractor system.

GREENflow can be flexibly positioned in the base area and is compatible with almost all downdraft hoods/hob ventilators available on the market.

For optimal ventilation results, additional boxes can easily be added. Pay attention to the even-walled, tight laying of the flexi duct!

GREENflow is optimised for use with Naber COMPAIR® flow air duct elements.



GREENflow filter box set-1


Recirculating air filter system for filtration of cooking vapours when using a downdraft hood/hob ventilator.

- high flexibility in the positioning of the filter boxes
- suitable for base heights from 100–150 mm (grid can be shortened)
- guide vanes provide for uniform distribution of the air flow
- suitable for almost all common downdraft hoods/ hob ventilators, with or without own activated carbon filter
- simple maintenance/access
- integrated base foot (optionally usable, load capacity up to 300 kg)
- aerodynamically optimised blades of the ventilation grid (anodised aluminium) minimise the pressure loss
- maximum outlet cross-section provides for barely perceptible air movement

- Set consisting of:**
- 1 x filter box (4043075/4043097)
 - 1 x GREENflow flexi-duct, 1 m (4043093)
 - 1 x GREENflow cold shrink tape, 15 m (4043077)

Note:
The GREENflow OMEGA filter needs to be ordered separately if required.
For optimal ventilation results, additional boxes can easily be added.

4043094	grey	€ 406.82
4043098	black matt	€ 435.61



GREENflow filter box set-2

Recirculating air filter system for filtration of cooking vapours when using a downdraft hood/hob ventilator.

- high flexibility in the positioning of the filter boxes
- suitable for base heights from 100–150 mm (grid can be shortened)
- guide vanes provide for uniform distribution of the air flow
- suitable for almost all common downdraft hoods/ hob ventilators, with or without own activated carbon filter
- simple maintenance/access
- integrated base foot (optionally usable, load capacity up to 300 kg)
- aerodynamically optimised blades of the ventilation grid (anodised aluminium) minimise the pressure loss
- maximum outlet cross-section provides for barely perceptible air movement

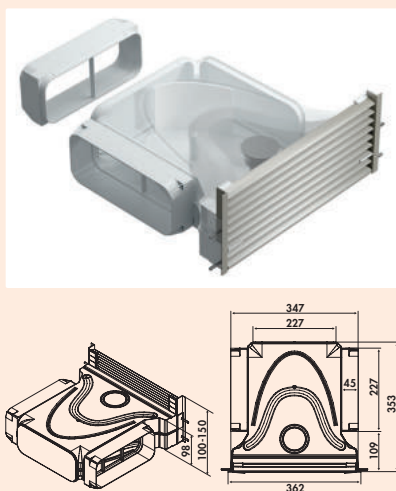
Set consisting of:

- 1 x filter box (4043075/4043097)
- 1 x GREENflow flexi-duct, 1 m (4043093)
- 1 x GREENflow cold shrink tape, 15 m (4043077)
- 1 x GREENflow OMEGA filter (4043080)

Note:

For optimal ventilation results, additional boxes can easily be added.

4043095 grey	€ 517.81
4043099 black matt	€ 543.28



GREENflow filter box

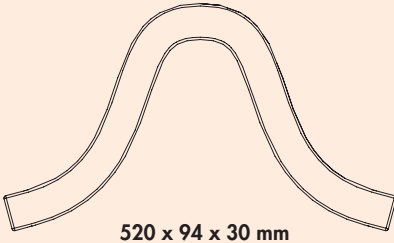
Recirculating air filter system for filtration of cooking vapours when using a downdraft hood/hob ventilator.

- high flexibility in the positioning of the filter boxes
- suitable for base heights from 100–150 mm (grid can be shortened)
- guide vanes provide for uniform distribution of the air flow
- suitable for almost all common downdraft hoods/ hob ventilators, with or without own activated carbon filter
- simple maintenance/access
- integrated base foot (optionally usable, load capacity up to 300 kg)
- aerodynamically optimised blades of the ventilation grid (anodised aluminium) minimise the pressure loss
- maximum outlet cross-section provides for barely perceptible air movement

Note:

The GREENflow OMEGA filter needs to be ordered separately if required.
For good ventilation results, the use of at least two boxes is recommended.

4043075 grey	€ 304.56
4043097 black matt	€ 321.60



520 x 94 x 30 mm



GREENflow OMEGA filter

- Synthetic activated carbon filter in OMEGA design.
- foam filter with activated carbon (3400 +/- 500 g/m² absorber layer)
 - hydrophobic (water-repellent)
 - regenerable
 - easy maintenance/replacement
 - special OMEGA design increases the filter area by more than 60 % compared to standard filters
 - minimises the pressure losses and the noise of the extractor system

Note:

Depending on the cooking behaviour (intensity and frequency) we recommend to change/regenerate the GREENflow OMEGA filter within a period of 3–6 months. When using multiple filters, the time period multiplies by the number of filters.

4043080	black	€ 112.34
---------	-------	----------



GREENflow flexi-duct

- flame retardant B1 (tested according to DIN EN 13501: Bs2, d0)
- wire core with spring-back property produces gentle bending radii (flow-optimised)
- 227 x 94 mm
- optimised for connection to GREENflow filter box
- silver
- **Pay attention to the even-walled, tight laying of the flexi duct!**

4043093	L 1000 mm	€ 80.66
4043096	L 500 mm	€ 42.13



GREENflow cold shrink tape

- Adhesive tape for sealing air ducts.
- self-vulcanising adhesive tape
 - for internal use
 - suitable for irregular surfaces
 - high resistance to humidity and temperature changes
 - 15 m x 50 mm (L x W)

4043077	L 15 m	€ 43.01
---------	--------	---------



COMPAIR Control®

COMPAIR Control® is the universally applicable control unit for displaying the filter change at GREENflow. The best time to change the filter is determined by your cooking habits, so the filter is replaced independently of the service life.

- use is independent of the applied hob extractor/ extractor hood
- attached to a GREENflow filter box
- retrofittable
- when the fan is switched on, the control unit registers the flow in the filter box and starts the evaluation of the filter load
- the filter load is classified according to the cooking behaviour

The filter change/regeneration is announced in 3 steps:

First stage

Warning by an acoustic signal when the ventilator is switched on and off.

Second stage

Beep when the ventilator is switched on and off, and during operation (every 5 minutes).


Third stage

Beep on switch-on/switch-off and during fan operation (every 5 seconds)

The control unit is reset automatically by an integrated light sensor, which outputs a reset signal when the filter is removed from the GREENflow filter box.

COMPAIR Control® is suitable for applications with one or up to four filter boxes

The number of installed filter boxes is adjusted manually on the control unit. The evaluation of the filter load adapts to the number of filter boxes and thus increases the running time of the system.



COMPAIR Control®



Control unit for monitoring the filter in GREENflow. The filter load is determined as a function of the cooking behaviour and the necessity of filter regeneration is indicated acoustically.

- primary: 230 V, 50Hz, secondary: 5 V
- 1500 mm mains connection cable
- dimensions of the mains adapter (L x W x H): 58 x 29 x 69 mm
- connection values: 230 V/50 Hz
- 1 watt
- use of a GREENflow filter box in combination with GREENflow OMEGA filter
- controlled replacement intervals
- can be used for up to four filter boxes
- automatic reset when the filter is removed

4043081 white

€ 165.00


INFO BROCHURE

naber.com/en/downloads/

COMPAIR® GREENflow / COMPAIR Control®

The first modular recirculation air filter system for downdraft extractors /
The optional electronic filter change indicator for COMPAIR® GREENflow





Prime 150 GREENflow filter box set 1

For downdraft or hob ventilation systems in recirculating air mode. Damp cooking vapours are safely extracted from the cabinet body.

– **rectangular connection**

Set consisting of:

- 2 x P-VRO 150 flat duct pipe (4051001)
- 2 x P-RBV 150 pipe bend vertical 90° (4051008)
- 4 x P-UVB 150 universal connector flat (4051004)
- 1 x GREENflow filter box (4043075/4043097)
- 1 x GREENflow OMEGA filter (4043080)

Set does not fit in combination with a 600 mm deep worktop.

4051041	stainless steel coloured	€ 476.57
4051045	black	€ 499.65



Prime 150 GREENflow filter box set 2

For downdraft or hob ventilation systems in recirculating air mode. Damp cooking vapours are safely extracted from the cabinet body.


– **rectangular connection**

Set consisting of:

- 2 x P-VRO 150 flat duct pipe (4051001)
- 1 x P-RBV 150 pipe bend 90° short (4051033)
- 1 x P-RBV 150 pipe bend vertical 90° (4051008)
- 4 x P-UVB 150 universal connector flat (4051004)
- 1 x GREENflow filter box (4043075/4043097)
- 1 x GREENflow OMEGA filter (4043080)

Set fits in combination with a 600 mm deep worktop.

4051042	stainless steel coloured	€ 476.57
4051046	black	€ 499.65



Prime 150 GREENflow filter box set 3

For downdraft or hob ventilation systems in recirculating air mode. Damp cooking vapours are safely extracted from the cabinet body.

– **round connection**

Set consisting of:

- 2 x P-VRO 150 flat duct pipe (4051001)
- 1 x P-UR 150 deflector 90° (4051011)
- 1 x P-RBV 150 pipe bend vertical 90° (4051008)
- 3 x P-UVB 150 universal connector flat (4051004)
- 1 x P-UVR 150 universal connector round (4051024)
- 1 x GREENflow filter box (4043075/4043097)
- 1 x GREENflow OMEGA filter (4043080)

Set does not fit in combination with a 600 mm deep worktop.

4051043	stainless steel coloured	€ 476.57
4051047	black	€ 499.65



Base ventilation grid flow


The straightforward, purist design of the aerodynamically optimised slat profiles characterise this aluminium base ventilation grid and ensure an even distribution of the air flow.

Thanks to its flow-optimised slat contour, the base ventilation grid (anodised aluminium) enables the controlled extraction of warm, damp cooking vapours when using a hob extractor in recirculation mode. Blown directly and safely through the kitchen base into the open space.

Any undesirable accumulation of moisture and grease particles in the furniture or on the adjacent surfaces such as floors and walls is prevented by the connected air duct.

Thanks to the adaptability of the GREEN-flow-Flex duct, the outlet opening can be positioned almost anywhere without having to remove the base lellers.

Note: For hob extractors **without integrated odour filters** we recommend using the Naber **GREENflow filter system** see catalogue 2 page 22–24/26 EN.



Prime 150 base ventilation grid set flow square

For ducted downdraft or hob ventilation systems.


- N-Klick system for secure connection with the universal connector
- with optimised guide vanes
- improved flow technology

Set consisting of:

- 2 x P-VRO 150 flat duct pipe (4051001)
- 1 x P-RBV 150 pipe bend vertical 90° (4051008)
- 1 x P-RBV 150 pipe bend vertical 90° short (4051033)
- 5 x P-UVB 150 universal connector flat (4051004)
- 1 x Base ventilation grid flow (8033014/8033015)

4051073 black matt € 363.16

4051072 stainless steel coloured € 363.16



Prime 150 base ventilation grid set flow round

For downdraft or hob ventilation systems.

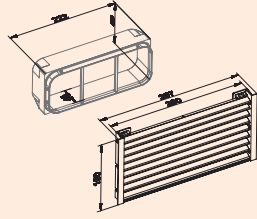
- N-Klick system for secure connection with the universal connector
- with optimised guide vanes
- improved flow technology
- with round connection for Siemens hoods

Set consisting of:

- 2 x P-VRO 150 flat duct pipe (4051001)
- 1 x P-RBV 150 pipe bend vertical 90° (4051008)
- 1 x P-UR 150 deflector 90° (4051011)
- 4 x P-UVB 150 universal connector flat (4051004)
- 1 x UVR universal connector round (4051024)
- 1 x base ventilation grid flow (8033014/8033015)

4051039 stainless steel coloured € 358.46

4051040 black matt € 358.46



Base ventilation grid flow


Slatted ventilation grid made of anodised aluminium profiles. For ducted downdraft or hob ventilation systems with **integrated** activated carbon filters in recirculation mode.

Suitable for base heights of 100-150 mm (can be shortened).

For connection to COMPAIR® flow flat duct pipe or GREENflow Flex duct.

- cover dimensions 150 x 297 mm
- ventilation shaft 210 cm²
- cut-out dimensions 150 x 282 mm
- connector dimensions 89 x 222 mm
- connector depth 45 mm

8033014	stainless steel coloured, W 150 mm, L 297 mm	€ 157.98
8033015	black matt, W 150 mm, L 297 mm	€ 157.98




Base ventilation grid 1

Slatted ventilation grid in aluminium. Can be used as a return flow opening in case of circulating air units positioned in the base. The necessary cross-section area for the passage of air specified by the hood manufacturer is to be observed! This results in the number of grids required. Installation is carried out by screwing in front of the base cut-out.
– ventilation diameter ca. 265 cm²

8033012 W 84 mm, L 480 mm, silver

€ 46.78



Base ventilation grid 2

Slatted ventilation grid in aluminium. Can be used as a return flow opening in case of circulating air units positioned in the base. The necessary cross-section area for the passage of air specified by the hood manufacturer is to be observed! This results in the number of grids required. Installation is carried out by screwing in front of the base cut-out.
– ventilation diameter ca. 327 cm²

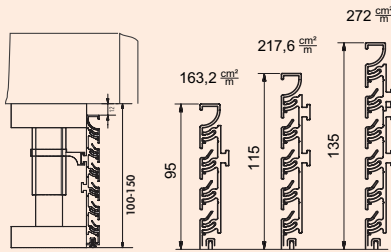
8033013 W 104 mm, L 480 mm, silver

€ 54.33



Presa base ventilation grid

The Presa aluminium slatted grid ensures optimum air circulation in the kitchen base. Simple connection to kitchen base feet (suitable for many standard base feet) enables quick and easy installation and use as a base ventilation grid.

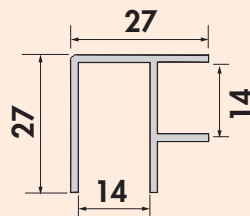


Presa ventilation grid

Aluminium slatted grille.

- length 2400 mm
- 10 mm LED Flexstrips can be used in the top profile slats
- can be shortened in length and height
- incl. 8 mounting brackets

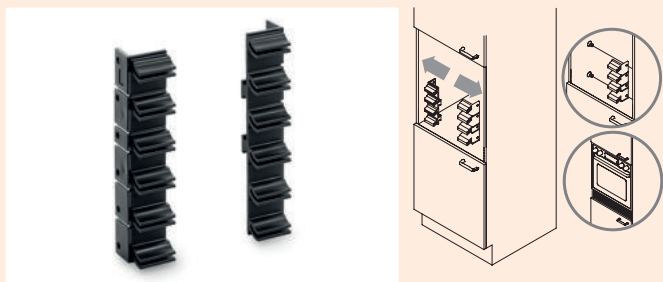
4041016	H 100 mm, ventilation shaft approx. 163.2 cm ² /m, stainless steel col., anodised	€ 226.45
4041017	H 130 mm, ventilation shaft approx. 217,6 cm ² /m, stainless steel col., anodised	€ 236.97
4041018	H 150 mm, ventilation shaft approx. 272 cm ² /m, stainless steel col., anodised	€ 267.69
4041216	H 100 mm, ventilation shaft approx. 163,2 cm ² /m, black matt	€ 239.60
4041217	H 130 mm, ventilation shaft approx. 217,6 cm ² /m, black matt	€ 252.78
4041218	H 150 mm, ventilation shaft approx. 272 cm ² /m, black matt	€ 280.86



Base corner plates

For Presa base system. Made of aluminium anodised. Usable as inside and outside corner.

4041019	H 100 mm, stainless steel coloured	€ 3.77
4041020	H 130 mm, stainless steel coloured	€ 4.57
4041021	H 150 mm, stainless steel coloured	€ 4.74
4041219	H 100 mm, matt black	€ 3.95
4041220	H 130 mm, matt black	€ 4.74
4041221	H 150 mm, matt black	€ 4.92



Presa clamp duct

For Presa base system, for screwing the profile to the kitchen body.
— packaging unit = 10 x right + 10 x left

4041022 black

€ 46.08



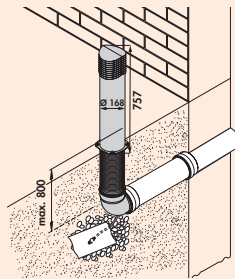
COMPAIR® Tower

Downdraft extractor systems offer the possibility of recirculation and exhaust air ducting, whereby in particular the exhaust air ducting depends on the structural conditions and kitchen planning.

In the case of a free-standing cooking island, the air duct can be installed in the floor structure or under the basement/storey ceiling (COMPAIR STEEL flow® or COMPAIR PRIME flow®). In these cases, the core hole is generally located below floor level. A use of a normal wall box is not possible here. For this purpose **COMPAIR® Tower** was developed.

With its high-quality matt stainless steel surface and subtle design, the **COMPAIR® Tower** blends harmoniously into the aesthetics of the building. The Tower can either be installed directly into the house wall or freestanding in the garden.

The THERMOBOX is suitable for mounting in the on-site KG pipe (DN160).



COMPAIR® Tower



Stainless steel air outlet including THERMOBOX and condensate drain.
 Suitable for mounting on the house wall or freestanding in the garden. A wall duct must be provided by the customer (KG 160 with external sleeve).
 – depth up to 800 mm below floor level
 – tower dimensions H 757 mm x Ø 168 mm
 – blower door certified (required opening pressure > 65 Pa)

4043069 stainless steel

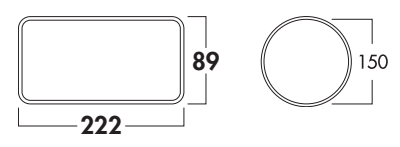
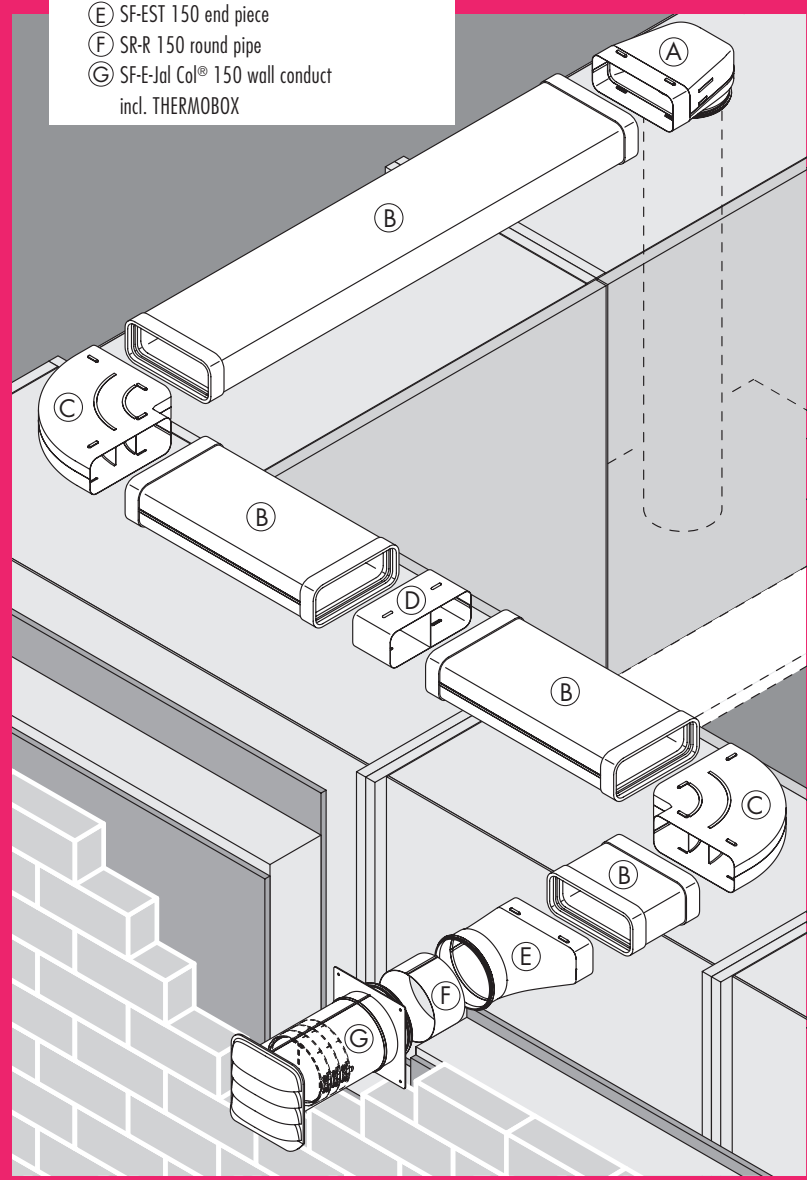
€ 612.61

COMPAIR STEEL flow[®] System Ø 150

Complete system made of
metal, resistant and
non-flammable



- Fitting example**
- (A) SF-UR 150 deflector 90°
 - (B) SF-VRO 150 flat duct
 - (C) SF-RBH 150 pipe bend horizontal 90°
 - (D) SF-RVB 150 pipe connector
 - (E) SF-EST 150 end piece
 - (F) SR-R 150 round pipe
 - (G) SF-E-Jal Col® 150 wall conduct
incl. THERMOBOX



Flat ducts and accessories	Page 36–38
Round pipes and accessories	Page 39–40
Wall conducts	Page 40
Further accessories	Page 41–42



COMPAIR STEEL flow®

The integrated air duct system made of metal



COMPAIR STEEL flow® is the integrated kitchen ventilation system made of metal from Naber. Regardless of whether a circulating air or exhaust air solution is to be implemented. COMPAIR STEEL flow® offers you all the necessary connections, adapters and intermediate pieces as well as various wall conducts such as the E-Jal Col® including the innovative THERMOBOX – which is suitable for low-energy houses. This is guaranteed by the BlowerDoor certificate. With this, we offer innovative air duct technology for all new construction and modernisation planning.

COMPAIR STEEL flow® is non-flammable and is suitable for export to regions with increased fire protection requirements (for details, see the respective national fire protection regulations) and for customers who attach additional importance to high safety.

COMPAIR STEEL flow® is suitable for all extractor systems on the world market. COMPAIR STEEL flow® is the result of intensive research in our own development laboratory. In cooperation with universities, the flow characteristics have been optimised so that COMPAIR STEEL flow® achieves the same perfect flow results as the COMPAIR® flow and COMPAIR® bion air duct system by Naber. This makes the COMPAIR STEEL

flow® the most powerful metal duct system for kitchen exhaust air on the market. And that completely. Due to the high tightness combined with the optimisation of the airflow in all system parts of the range, COMPAIR STEEL flow® is especially quiet and energy-efficient. For the surface coating, special emphasis was not only placed on excellent corrosion resistance, but also on an attractive outer surface.

COMPAIR STEEL flow® is particularly stable thanks to its specially coated 0.6–0.8 mm steel plate and its specifically designed cross-section geometry. Due to its flat design and its variably integrable central support, it can withstand loads of up to 100 kg. This enables a variety of laying variants – e.g. laying of COMPAIR STEEL flow® in the floor construction. COMPAIR STEEL flow® meets the highest requirements for tightness. This guarantees optimal performance, even with extremely powerful hoods.

COMPAIR STEEL flow® is compatible with all COMPAIR® flow elements. It enables optimal design freedom in kitchen planning and can be ordered according to needs and consignments.

COMPAIR STEEL flow® is not only a sustainable system as it is 100 % recyclable, it is also economically viable.

All the parts from the **COMPAIR STEEL flow®** range can be assembled in a matter of minutes. In case of an exhaust air solution, the wall conducts can be quickly and easily inserted into the wall using conventional round tapping drill holes.

A one-off investment in **COMPAIR STEEL flow®** sets off all maintenance and wear costs for recirculating systems with activated carbon filters.

COMPAIR STEEL flow®


Simple installation and cost-saving solution.



Under-floor laying: COMPAIR STEEL flow® is laid under the screed layer, and in case of built-in underfloor heating, directly in the insulation layer. The requirements for noise protection are to be ensured according to the circumstances.



Concrete laying: COMPAIR STEEL flow® is cast into the concrete ceiling or concrete floor. The position and arrangement of the ventilation ducts in the concrete are to be checked by the structural engineer.



Laying on the kitchen ceiling: COMPAIR STEEL flow® can be quickly and easily fixed to the kitchen ceiling using soundinsulating mounting clamps. The requirements for noise protection are to be ensured according to the circumstances.



Free laying on the floor: COMPAIR STEEL flow® can be laid simply, flexibly and invisibly between kitchen elements and the floor. Sufficient sound decoupling of the ducts on the floor is recommended.

All the easy to assemble components of the **COMPAIR STEEL flow®** system enable quick and easy laying. An all-round lip seal provides for an airtight connection.

The laying of the **COMPAIR STEEL flow®** system is set practically no limits. Due to its compact design, **COMPAIR STEEL flow®** can be invisibly laid between the ceiling and the kitchen elements. Laying under the ceiling is also no problem with the right **COMPAIR STEEL flow®** mounting clamps and can be subsequently clad with plasterboard.

COMPAIR STEEL flow® can be laid in the floor construction due to its high stability and non-flammability. With floating impact sound insulation

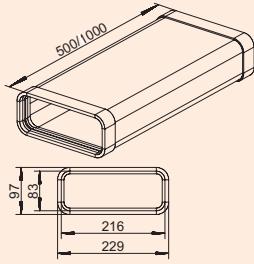
(please ask your screed layer), the best possible noise reduction is achieved with **COMPAIR STEEL flow®**. Laying in the floor construction provides for completely new planning options.

COMPAIR STEEL flow® wall conducts can be quickly and easily mounted using a conventional round tapping drill hole. (Core drill standard dimensions) The method is ideal for the simple retrofitting of wall conducts – unlike rectangular wall conducts, which have to be chiselled into the wall with corresponding dirt and noise creation.



COMPAIR STEEL flow® 150

- COMPAIR STEEL flow® made of galvanized 0.6–0.8 mm sheet steel – due to its flat construction and its variably integrable central support, it can withstand up to 100 kg standing load.
- COMPAIR STEEL flow® is non-flammable and is suitable for export and to regions with increased fire protection requirements.
- COMPAIR STEEL flow® is suitable for all vapour extraction systems on the world market.
- COMPAIR STEEL flow® is especially quiet and energy-efficient.
- COMPAIR STEEL flow® is the ideal addition and compatible with all COMPAIR® flow elements.
- COMPAIR STEEL flow® is not only a sustainable system, as it is 100 % recyclable, but it is also economically viable.
- COMPAIR STEEL flow® offsets all maintenance and wear costs for recirculating air systems with activated carbon filters.

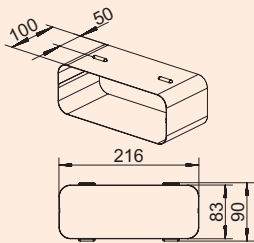


SF-VRO 150 flat duct

Ventilation pipe.

- can be shortened
- connection size metal duct 216 x 83 mm (with seal)
- 2 SF profile linings pre-assembled
- after removing the profile seal, connection to a flat plastic duct is possible

4061003	L 1000 mm, galvanized steel	€ 145.18
4061004	L 500 mm, galvanized steel	€ 114.10

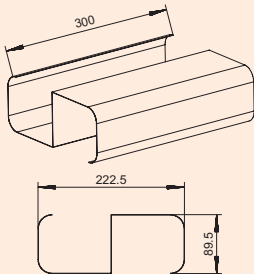



SF-RVB 150 pipe connector

Connector for flat ducts.

- suitable for flat ducts SF-VRO flex and SF-VRO

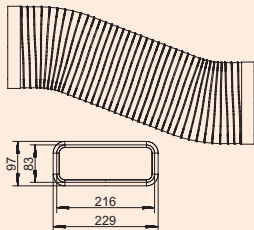
4061017	galvanized steel	€ 46.86
----------------	------------------	---------



SF-VRO 150 support

- insertion into flat duct SF-VRO 500/1000, for laying in the floor construction
- 1 support for SF-VRO 500 required
- 2 supports for SF-VRO 1000 required
- standing load 100 kg

4061029	L 300 mm, galvanized steel	€ 38.70
----------------	----------------------------	---------

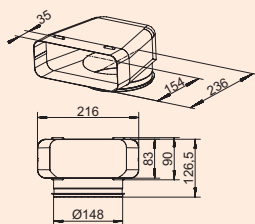


SF-VRO flex 150 flat duct

Ventilation pipe, flexible.

- can be shortened
- connection size metal duct 216 x 83 mm (with seal)
- 2 SF profile linings pre-assembled
- can be used for, e.g. bends (<90°) or parallel offsetting
- after removing the profile seal, connection to a flat plastic duct is possible

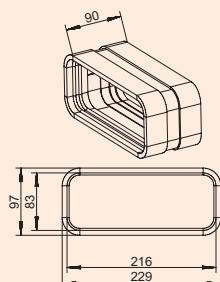
4061001	L 500 mm, aluminium	€ 119.36
4061002	L 1000 mm, aluminium	€ 156.23



SF-UR 150 deflector 90°

- With guide vanes.
- suitable for flat ducts SF-VRO flex and SF-VRO
 - suitable for round pipes SR-R flex and SR-R
 - connection to a plastic round pipe possible

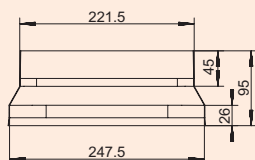
4061012 galvanised steel € 69.94



SF-VBS 150 pipe bend connector

- For connecting two flat duct bends. (Not suitable for connecting flat ducts)
- length 90 mm
 - 2 SF profile linings pre-assembled

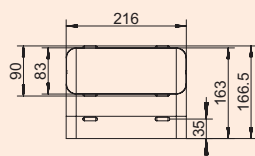
4061034 galvanized steel € 76.28



SF-BA 150 adapter

- Adapter, compatible with BORA extraction systems.
- enables direct connection of the Naber COMPAIR STEEL flow® system to BORA extraction systems and duct elements
 - optimised flow guidance enables loss-free transition

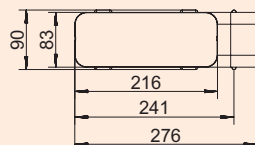
4061035 galvanized steel € 58.90



SF-RBV 150 pipe bend vertical 90°

- With guide vanes.
- suitable for flat ducts SF-VRO flex and SF-VRO

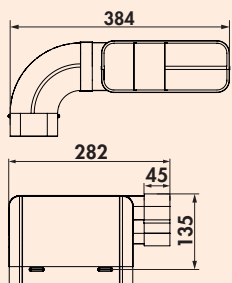
4061013 galvanized steel € 65.74



SF-RBH 150 pipe bend horizontal 90°

- With guide vanes.
- suitable for flat ducts SF-VRO flex and SF-VRO

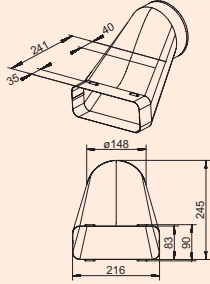
4061014 galvanized steel € 73.37



SF 150 pipe set for downdraft ventilation

- The pipe set allows for a space-saving arrangement of the exhaust pipes at extractor hoods with downdraft or hob ventilation.
- connection size (222 x 89 mm) for direct connection to the extraction system
 - guidance direction (left/right) can be changed by replugging
 - suitable for flat ducts SF-VRO flex and SF-VRO

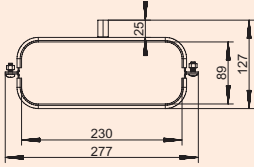
4061024 galvanized steel € 144.82



SF-VEST 150 offsetting end piece

- Ø 148 mm (connection size inside)
- use when connecting downdraft hoods
- enables space-saving exhaust air guidance when using base ventilators
- suitable for flat ducts SF-VRO flex and SF-VRO

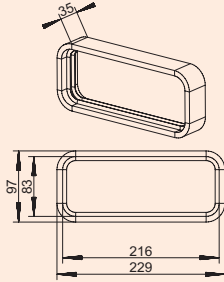
4061028 galvanized steel **€ 118.49**



SF 150 flat duct mount

- For laying the flat ducts on ceilings and walls.
- with damping
 - recommended distance between two mounts 500 mm
 - suitable for flat ducts SF-VRO flex and SF-VRO


4061022 galvanized steel **€ 27.21**



SF profile seal

- suitable for flat ducts SF-VRO flex and SF-VRO


4061027 PVC **€ 27.21**



SR-R flex 150 round pipe

Ventilation pipe, flexible.
 – Ø 148 mm (connection size inside)
 – length can be reduced by approx. 50 % by compression
 – can be used for bends (<90°) or parallel offsetting>


4061006	L 350 mm, aluminium, stainless steel	€ 50.82
4061007	L 500 mm, aluminium, stainless steel	€ 56.34
4061008	L 1000 mm, aluminium, stainless steel	€ 77.15



SR-R 150 round pipe

Ventilation pipe.
 – Ø 148 mm (connection size inside)
 – can be shortened

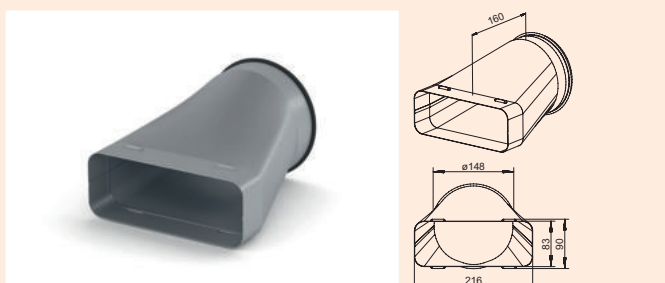
4061009	L 500 mm, galvanized steel	€ 63.54
4061010	L 1000 mm, galvanized steel	€ 71.62



SR-RBV 150 pipe bend 90°

With guide vanes.
 – can be laid close to corners due to small inner radius
 – suitable for round pipes SR-R flex and SR-R
 – connection to a plastic round pipe possible

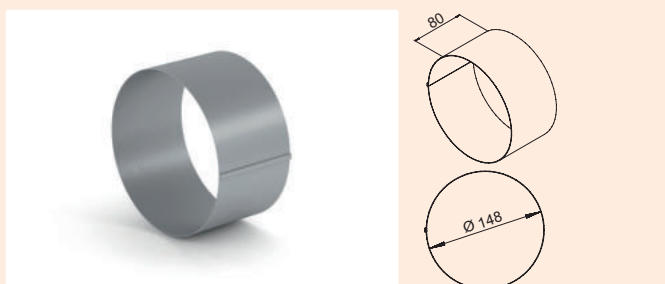
4061018	galvanized steel	€ 67.41
---------	------------------	---------



SF-EST 150 end piece

Transition from flat to round.
 – suitable for flat ducts SF-VRO flex and SF-VRO
 – suitable for round pipes SR-R flex and SR-R
 – connection to a plastic round pipe possible

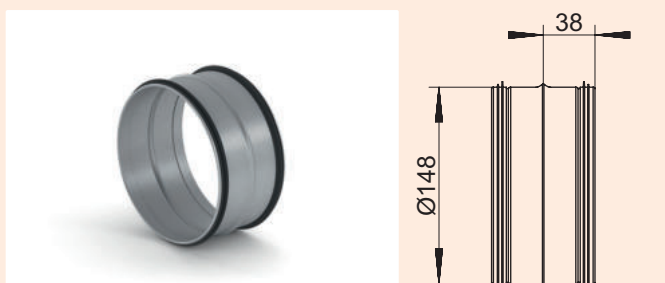
4061011	galvanized steel	€ 68.81
---------	------------------	---------



SR-VBS 150 pipe bend connector

For connecting two round duct bends.
 – length 80 mm

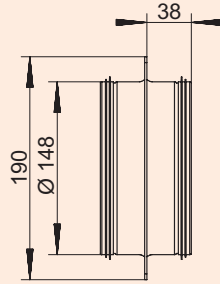

4061033	galvanized steel	€ 15.37
---------	------------------	---------



SR-VBS 150 pipe connector

For connecting two pipe/hose pieces.
 – suitable for round pipes SR-R flex and SR-R
 – connection to a plastic round pipe possible

4061019	galvanised steel	€ 20.53
---------	------------------	---------

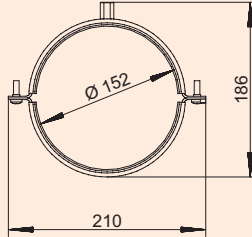


SR 150 wall connection piece

- wall penetration Ø ca. 155 mm
- suitable for round pipes SR-R flex and SR-R
- connection to a plastic round pipe possible

4061020 galvanized steel

€ 42.21



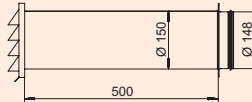

SR 150 round duct mount

For wall and ceiling mounting.

- with damping
- recommended distance between two mounts 500 mm
- suitable for round pipes SR-R flex and SR-R

4061023 galvanized steel

€ 27.90



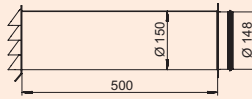
SF-Klima-E 150 wall conduct

Stainless steel external blind with backflow trap.

- can be shortened
- installation depth 500 mm, can be shortened to 190 mm
- wall penetration Ø ca. 155 mm
- suitable for round pipes SR-R flex and SR-R
- connection to a plastic round pipe possible

4061030 galvanized steel, stainless steel

€ 296.13



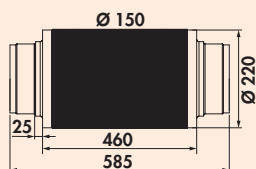

SF-E-Jal Col® 150 wall conduct incl. THERMOBOX

Wall conduct, incl. built-in heat retention system THERMOBOX and stainless steel external blind E-Jal Col®. Guide vanes on the slats of the blind provide for optimised flow guidance.

- can be shortened
- installation depth 500 mm, can be shortened to 220 mm
- wall penetration Ø ca. 155 mm
- suitable for round pipes SR-R flex and SR-R
- connection to a plastic round pipe possible

4061031 galvanized steel, stainless steel

€ 434.01

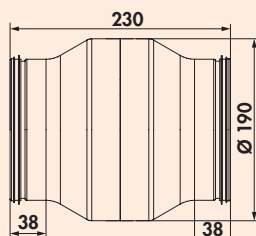


Silencer 150

Extremely sturdy design through use of thick aluminium tube. 25 mm/16 kg pro m³ glass wool insert reduces noise up to 22 dB depending on frequency, acc. DIN 4102 non-flammable (A1).
 – connection to plastic round pipe

4043029 Ø 150 mm, L 460 mm

€ 89.52

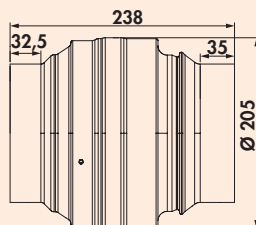


SR-KDA 150 condensing water separator

Prevents return flow of condensing water to the hood in case of vertical waste air routing. Flow-optimised design by avoiding sharp edges that stall the flow.
 – filling volume 115.5 ml
 – suitable for round pipes SR-R flex and SR-R
 – connection to a plastic round pipe possible

4061021 galvanized steel

€ 127.26



Shutoff device/fire damper 150

– K 90 classified according to DIN EN 18017-3
 – triggered at approx. 70 °C
 – DIBt certificate available
 – can be installed horizontally and vertically
 – connection to a plastic round pipe possible

4061040 galvanized steel

€ 223.81



Insulating hose

– thickness 50 mm
 – length 1000 mm
 – $\lambda = 0.038 \text{ W}/(\text{m}\cdot\text{K})$ (thermal conductivity)
 – $R = 1.3 \text{ (m}^2\cdot\text{K)}/\text{W}$ (heat transfer resistance)
 – suitable for SF-VRO flex, SF-VRO and SR-R flex

4061026 foil-laminated

€ 30.20



Foam tape

– for use when connecting the metal duct system to the hoods
 – to avoid mechanical vibration
 – 4 mm x 15 mm x 20 m (H x W x L)

4061025 polyethylene foam, grey

€ 8.69




Punched tape

High strength installation punched tape made of galvanised steel in plastic dispenser. For fastening pipes, rods, cables, ducts, air ducts, etc.
 – W 17 mm
 – L 10 m

5031049 galvanized steel

€ 21.51



Alukleb A2

Pure aluminium adhesive tape according to DIN 4102, non-flammable (A2).
– film thickness 0.025 mm
– W 50 mm
– 1 roll = 10 m


4061039 aluminium

€ 10.01

COMPAIR® flow 150 bion 150

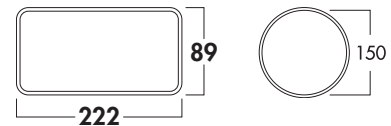
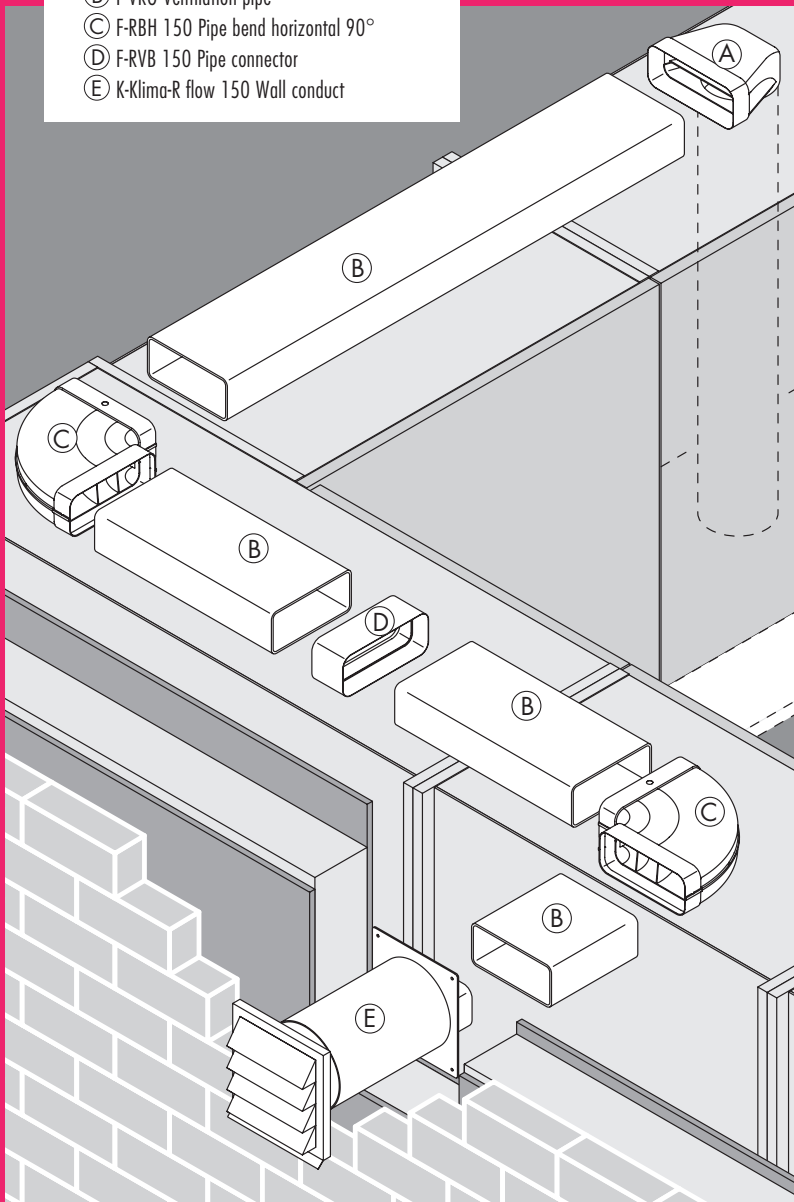
System Ø 150

The programme for
optimal flow performance



Fitting example

- Ⓐ F-UR 150 Deflector 90° with round pipe for Ø 150 hood connection
- Ⓑ F-VRO Ventilation pipe
- Ⓒ F-RBH 150 Pipe bend horizontal 90°
- Ⓓ F-RVB 150 Pipe connector
- Ⓔ K-Klima-R flow 150 Wall conduct



Flat ducts and accessories	Page 45–50
Round pipes and accessories	Page 51–53
Wall conducts	Page 54–59
External blinds	Page 60–61
Ventilation technology for hob extractors	Page 62

COMPAIR® flow 150 bion 150

More performance through "conduction"

As a result of the patented guide vane technology, vapour flows are smoothed in the duct and directed to the environment with very little loss of pressure. Using COMPAIR® flow 150, up to 79 % less pressure is lost, depending on the length and structure of the waste air duct – with a cross-sectional increase of only 2.9 %, compared with the 150 round pipe.

Energy efficiency for extremely powerful hoods

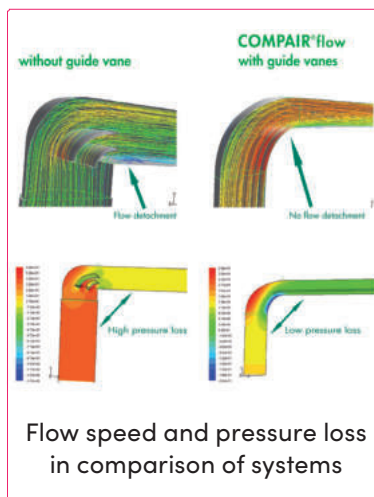
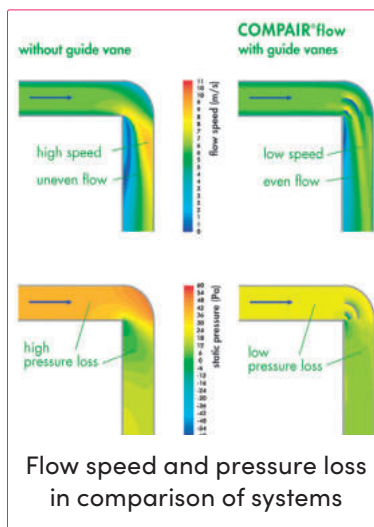
Bionik deals with the research and the systematic transfer of solutions from nature to technical applications. For COMPAIR® bion the flow dynamics optimal meandering systems in water-courses formed the natural example. The development of the deflector was carried out using the latest simulation and measurement technology. Here, the focus was on the energy efficient use of the system parts with extremely powerful hoods. All COMPAIR® bion deflectors can also be subsequently integrated into existing systems taking the duct geometry into account.


Strikingly unobtrusive form

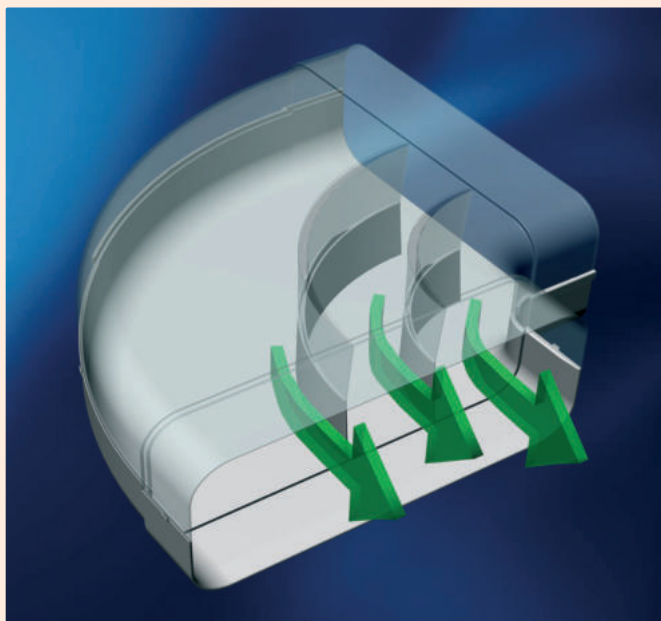
Using the modern COMPAIR® flow 150 rectangular profile, freedom of design is retained in kitchen planning. The external system dimensions 89 x 222 mm (H x W) and corner radiuses of 20 mm enable you to plan inconspicuously and in a spacesaving way.

Typical Naber: customer-friendly set compilation

COMPAIR® flow 150 by Naber is leading air duct technology, which you can order according to your requirements and on a consignment basis. If the order quantity is 10 pc. or more, component sets can be put together individually according to your wishes.

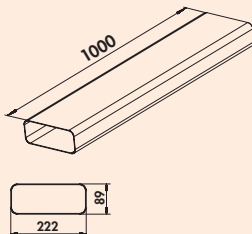


	F-VRO 150 flat duct pipe white 1000 mm 4043001
	F-RVB 150 pipe connector white 80 mm 4043005
	F-UR 150 deflector 90° white 4043002
	F-bion 150 deflector 90° white 4043048
	F-UR 150 deflector 90° with round pipe white 500 mm 4043012 white 900 mm 4043013
	F-RBV 150 pipe bend vertical 90° white 4043004
	F-RBH 150 pipe bend horizontal 90° white 4043003
	F-EST 150 end piece white 4043006
	E-Jal flow 150 external blind stainless steel 4022038
	Klima-E 150 wall conduct white/ stainless steel 4022039
	K-Klima-R 150/150 wall conduct white 4044047 brickred 4044049 light grey 4044060 anthracite 4044061



COMPAIR® flow 150

- COMPAIR® flow 150, with integrated guide vane technology, is the most advanced air duct system.
- COMPAIR® bion 150 effectively conducts the exhaust air of extremely high performance hoods.
- COMPAIR® flow 150 reduces pressure loss, optimises volume flow and protects the fan motor.
- COMPAIR® bion 150 minimises noise development due to reduced pressure loss.
- COMPAIR® flow 150 is recommended by leading manufacturers of kitchen hoods.

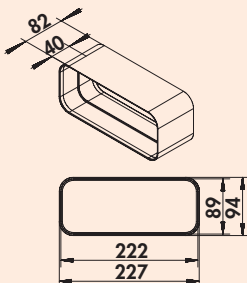


F-VRO 150 flat duct

- Ventilation pipe without sleeve.
– length 1000 mm

4043001 white

€ 36.26

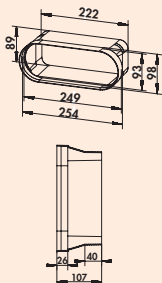


F-RVB pipe connector

- For straight ventilation pipes (F-VRO 1000).
– length 80 mm

4043005 white

€ 11.85

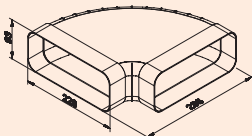


F-BA 150 adapter

- Adapter, compatible with BORA extraction systems.
– enables direct connection of the Naber COMPAIR® system to BORA extraction systems and duct elements
– optimised flow guidance enables loss-free transition

4043035 white

€ 11.41

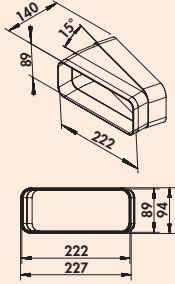


F-RBH 150 pipe bend horizontal 90°

- With guide vanes and sleeves integrated on both sides.

4043003 white

€ 33.71

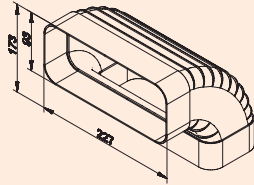


F-RBH 150 pipe bend horizontal 15°

With sleeve integrated on one side.

4043007 white

€ 16.85

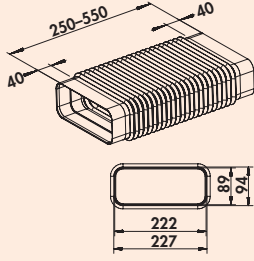


F-RBV 150 pipe bend vertical 90°

With guide vanes and sleeves integrated on both sides.

4043004 white

€ 25.36

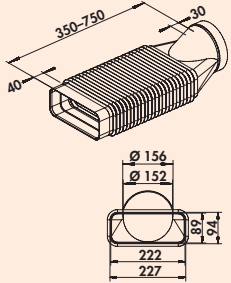


F-RBFLEX 1 system 150 pipe bend

For diversions and turns up to 90°. Adapter, flexible, rectangular to rectangular, with integrated sleeve. – length 250–550 mm

4043042 white

€ 40.18

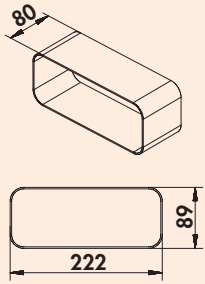


F-RBFLEX 2 system 150 pipe bend

For diversions and turns up to 90°. Adapter, flexible, round to rectangular, with integrated sleeve. – length 350–750 mm

4043043 white

€ 47.65

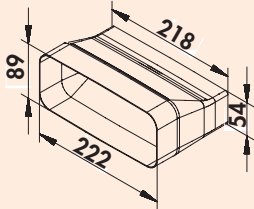


F-VBS 150 pipe bend connector

For connecting two flat duct bends. (Not suitable for connecting flat ducts). – length 80 mm

4040021 white

€ 8.17

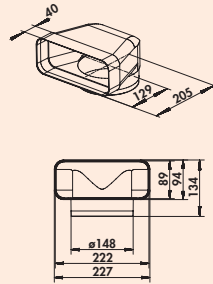


F-Top adapter

Adapter. For connecting COMPAIR® flow 150 and COMPAIR® top 125. – optimised flow guidance enables loss-free transition – the adapter is fitted on both sides with the duct dimensions

4043079 white

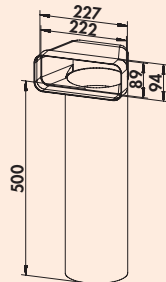
€ 18.96



F-UR 150 deflector 90°

For direct hood connection with guide vanes and sleeve integrated on one side.

4043002 white € 30.98



F-UR 150 deflector 90° with round pipe

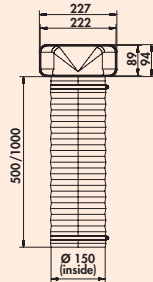
With guide vanes and round pipe.

To achieve optimum flow performance, always use the deflectors with round pipe.

Only use the deflectors with hose (F-URX 500/F-URX 1000) in exceptional cases, if no other engineering option exists.

4043012 L 500 mm, white € 50.71

4043013 L 1000 mm, white € 71.62

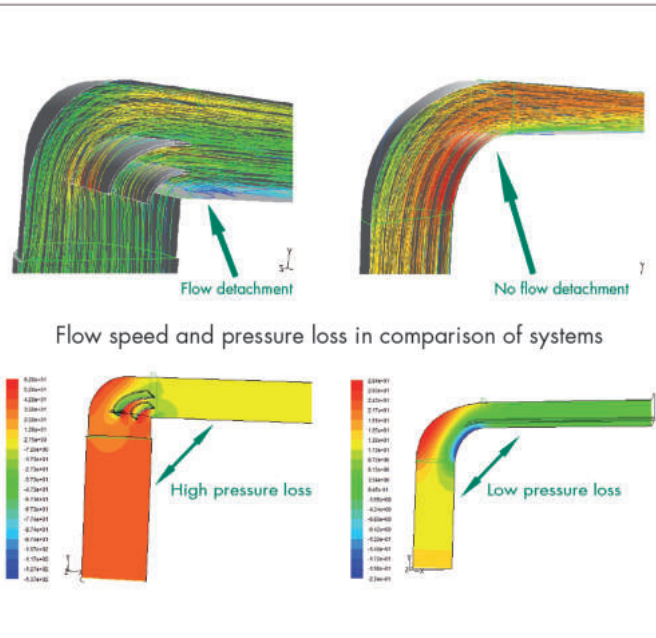


F URX 150 deflector 90° with flexi-duct

With guide vanes, flexi-duct and 2 hose clips.

4043014 L 500 mm, white € 39.88

4043015 L 1000 mm, white € 45.64



F-bion 150 deflector 90°

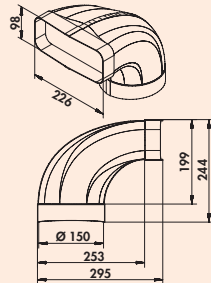
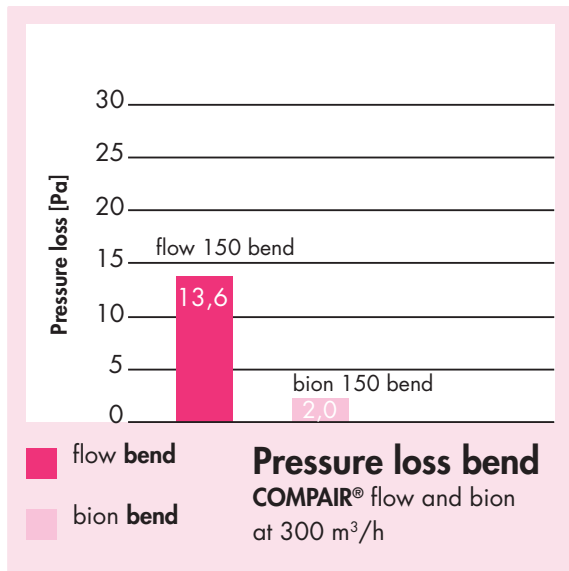
Energy efficiency for extremely powerful hoods

Bionik deals with the research and the systematic transfer of solutions from nature to the technical applications of products. For COMPAIR® bion, the flow-dynamically optimal meandering systems in watercourses formed the natural example. The development of the deflector was carried out using the latest simulation and measurement technology. Here, the focus was on the energy efficient use of the system parts with extremely powerful hoods.

Contrary to the trend of constructing large space-consuming duct systems with Ø 180 mm or Ø 200 mm for powerful hoods, for which the installation space is often lacking, with the help of the new deflection curve Naber COMPAIR® F-bion, the proven space-saving flat duct system Naber Compair can be optimised.

Using the bionically shaped 90° deflector F-bion, the pressure is reduced by up to 80 % compared to conventional 90° bends without guide-vane technology. Thanks to this reduction in pressure loss, larger volume flows can be channelled more efficiently and virtually noiselessly from the hood to the outside.

The COMPAIR® bion deflectors for the Naber COMPAIR® exhaust air systems 125/150 can also be subsequently integrated into existing systems taking the duct geometry into account and significantly improve the extraction power of the hood.

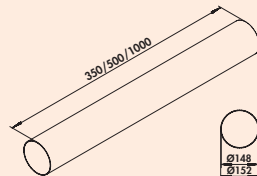


F-bion 150 deflector 90°

Energy efficient solution for extremely high performance hoods. For direct hood connection with integrated sleeve.

For the installation, please note the space needed due to the component size!

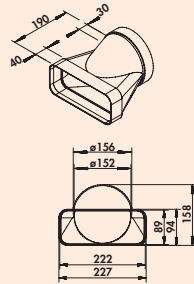
4043048 white € 41.60



Round pipe 150

Suitable for deflectors.
– pipe Ø 150 mm

4043008 L 350 mm, white € 17.72
 4043009 L 500 mm, white € 20.37
 4052102 L 1000 mm, white € 40.64



F-EST 150 end piece

With integrated sleeve for direct transition from flat to round (wall penetration). Optimised for flow.

4043006 white

€ 27.47



flow 150 flat duct set 1

With guide vanes.

Set consisting of:

- 2 x 1000 mm flat duct pipe (4043001)
- 1 x deflector with 1000 mm round pipe (4043013)
- 1 x connecting sleeve (4043005)
- 1 x end piece/transition piece (4043006)
- 1 x N-KLEB (4021128)

4040010 white

€ 168.64



flow 150 flat duct set 2

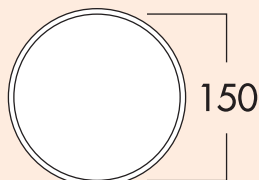
With guide vanes.

Set consisting of:

- 3 x 1000 mm flat duct pipe (4043001)
- 1 x deflector with 1000 mm round pipe (4043013)
- 1 x pipe bend 90°, horizontal (4043003)
- 2 x connecting sleeve (4043005)
- 1 x end piece/transition piece (4043006)
- 1 x N-KLEB (4021128)

4040011 white

€ 250.05



150 wall connector 1

For connection to round pipe 150.

- with backpressure shutter
- hose/pipe connector Ø 150 mm
- connector depth 24 mm
- round pipe with 350 mm length
- wall penetration Ø ca. 155 mm

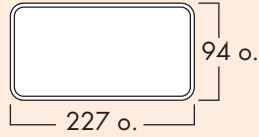
4043025 white

€ 40.73

COMPAIR® flow 150 (System Ø 150)

Order no. Description

per piece excl. VAT

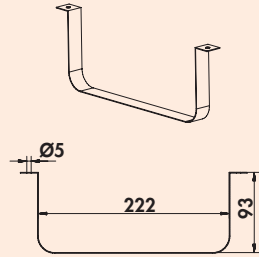


150 wall connector 2

- For connection to flow rectangular pipe.
- with backpressure shutter
 - pipe connector 227 x 94 mm
 - connector depth 80 mm
 - round pipe with 350 mm length
 - wall penetration Ø ca. 155 mm

4043028 white

€ 40.81



Flat duct bracket 150



For laying flat ducts on ceilings and walls.

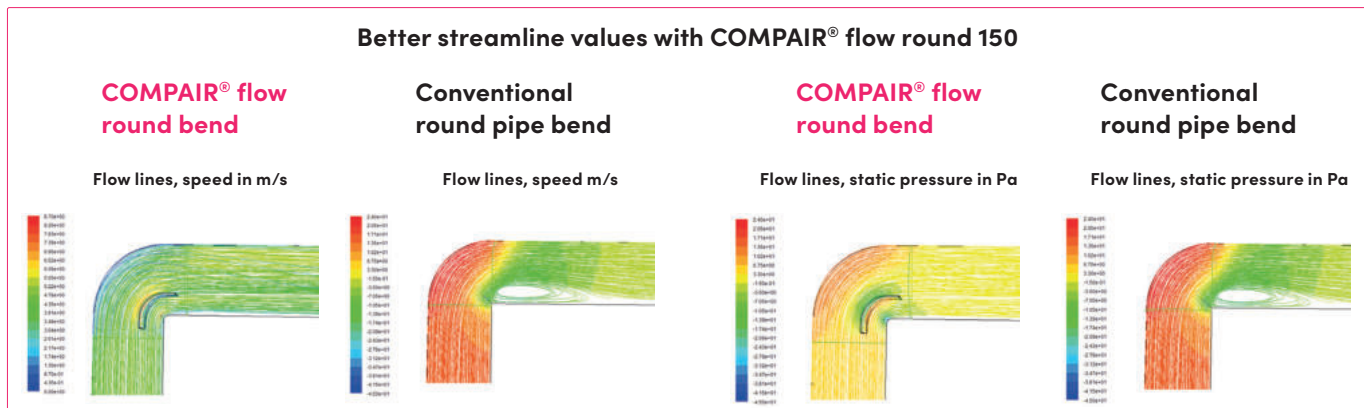
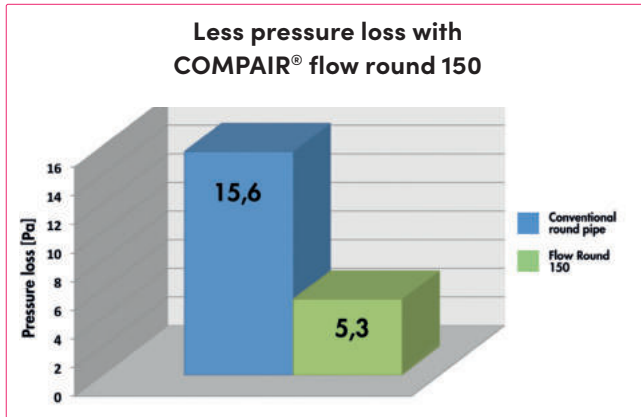
4043019 stainless steel

€ 8.69

COMPAIR® flow round 150

System Ø 150


- High in volume and easy to install**
 COMPAIR® flow round base parts impress with universal applicability and perfect air flow. All system components may be interconnected by simple plug connection.
- Installation close to corners**
 COMPAIR® flow round can be laid close to corners thanks to its very small inner radius.
- Absolutely efficient**
 COMPAIR® flow round is one of the most efficient round tube systems on the market.
- Proven guide vane technology**
 COMPAIR® flow round round uses the proven turning vane technology.
- Low pressure loss**
 COMPAIR® flow round maximises the hood efficiency and minimises noise development through 70 % less pressure loss.
- Typical Naber: customer-friendly set compilation**
 If 10 or more are ordered, sets may be assembled individually according to your wishes.



COMPAIR® flow 150 (System Ø 150)

Order no. Description

per piece excl. VAT



Round pipe 150

Suitable for deflectors.
– pipe Ø 150 mm

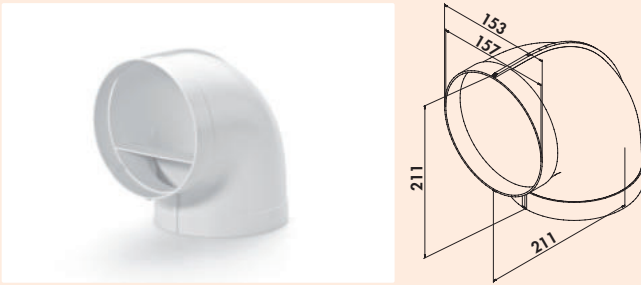
4043008	L 350 mm, white	€ 17.72
4043009	L 500 mm, white	€ 20.37
4052102	L 1000 mm, white	€ 40.64



R-VBS 150 round pipe connector

For connecting two pieces of pipe and hose.
– Ø 155 mm
– length 60 mm

4052017	white	€ 9.12
---------	-------	--------



R-RBV flow 150 pipe bend 90°

Low-loss deflection due to integrated guide vane. With conducts integrated on both sides.
– **Also suitable for direct hood connection.**
– Up to 70 % less pressure loss through guide vane technology. This results in considerably increased performance at reduced noise generation.
– Can be laid close to corners due to its very small inner radius.
– Optimal transition to all wall sleeves with round connector.
– Ø 153 mm

4052015	white	€ 26.77
---------	-------	---------



R-URX flow 150 deflector 90° with flexi-duct

With 500/1000 mm flexi-duct and 2 hose clips.
– Ø 150 mm


4052019	L 500 mm, white	€ 41.08
4052021	L 1000 mm, white	€ 44.77



Round duct mount 150

For wall and ceiling mounting.
– recommended spacing 500 mm

4052110	Ø 150 mm, white	€ 5.62
---------	-----------------	--------



R-circulating air set

Set consisting of:
– 1 x R-150 round pipe (4052102)
– 1 x R-VBS 150 round pipe connector (4052017)
– 1 x T-ZULRG 150 round fresh air grid (4041015)

4050002	white	€ 65.48
---------	-------	---------



Hose set 1

Consisting of:

- 1 N-PXO flexi-duct round, Ø 152 mm, L 1000 mm (4023009)
- 2 hose clamp, Ø 152 mm, 140–160 mm (4021133)
- 1 T-ZULRG round fresh air grid (4041015)

4020014 white

€ 36.96

COMPAIR® THERMOBOX® 150

Energy efficient exhaust solutions in the kitchen



Intelligent kitchen exhaust solutions now play a key role in improving your indoor climate. Odour and fat particles, but also moisture, have to be dissipated to the outside air through an air duct. At the same time, the building envelope, especially the core hole created for an exhaust system, have to be energetically sealed.

THERMOBOX maximises the efficiency of an exhaust hood and prevents flow and heat losses when not in operation through the **ShutterTec retention system**. With a U-value* of 2.2 W/(m²K) the THERMOBOX clearly sets itself apart from the usual insulation values for wall conducts and as a component, it achieves an insulation effect comparable with that of double glazed windows. In addition, unwanted vibrations and rattling noises due to wind load are avoided.

The Naber® THERMOBOX is available in conjunction with the external blind "Col" as a wall conduct system in Ø 125 and Ø 150 mm. In addition, the THERMOBOX is available as a retrofit kit for existing Naber® wall conducts and is also suitable for vertical installation (exhaust air outlet via the roof).

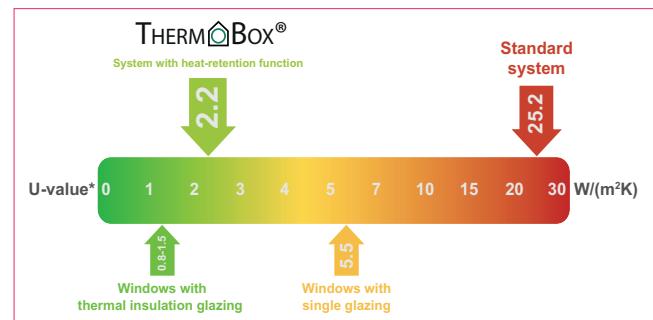
*U-value is a measure of the thermal insulation: the smaller the U-value, the better the insulation.


Energy efficiency

- up to 20 times less heat loss (compared to standard backflow traps)
- efficient thermal insulation of the exhaust opening
- heat insulating reflective layer
- U-value* of only 2,2 W/(m²K)
- can be retrofitted in existing Naber® wall conducts

Innovative opening and closing mechanism

- Blower-Door certified (required opening pressure >65 Pa)
- magnetic opening and closing
- defined opening pressure prevents rattling
- opens fully even at low flow rates
- no vibrations, no rattling noises



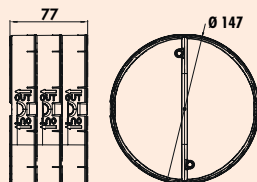


THERMOBOX 150

The heat retention system THERMOBOX consists of three consecutive pairs of flaps at defined spacing with magnetic closing. With a U-value of 2.2 W/(m²K), THERMOBOX clearly sets itself apart from customary wall conducts (ca. 25 W/(m²K)) and achieves an insulating effect comparable with that of –double glazed windows.

In the closed system, two completely insulated air chambers form. A reflective layer on the first pair of inwardly aligned flaps reduces the transmission factor at the entrance to the system, thus preventing additional heat losses.

In comparison, customary wall conducts have single backflow traps that are not suitable for installation in the outside walls of energy-efficient or energy-renovated houses because of their lack of heat insulating properties.

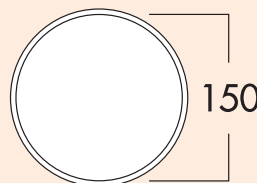



THERMOBOX 150

Heat retention system THERMOBOX for retrofitting of existing **Naber® wall conducts** and suitable for vertical installation (exhaust air outlet via the roof).
– Blower-Door certified (required opening pressure >65 Pa)

4043064 black, silver

€ 82.85



E-Jal 150 wall conduct incl. THERMOBOX

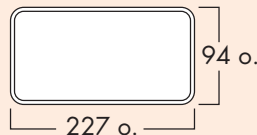



Wall conduct with telescopic pipe, incl. built-in heat retention system THERMOBOX and **stainless steel external E-Jal**.

- hose/pipe connection Ø 150 mm
- connection depth 24 mm
- installation depth 350–500 mm, can be shortened to 255 mm
- wall penetration Ø ca. 155 mm
- Blower-Door certified (required opening pressure >65 Pa)

4043065 white, stainless steel

€ 295.52



E-Jal flow 150 wall conduct incl. THERMOBOX



Wall conduct with telescopic pipe, incl. built-in heat retention system THERMOBOX and **stainless steel external blind E-Jal**.


- pipe connection 227 x 94 mm
- connection depth 80 mm
- installation depth 350–500 mm, can be shortened to 290 mm
- wall penetration Ø ca. 155 mm
- Blower-Door certified (required opening pressure >65 Pa)

4043066 white, stainless steel

€ 295.52

COMPAIR® flow Star GTS 150

The first wall conduct with guide vane technology



Optimum flow under inclusion of the wall conduct on the external wall is decisive for the overall efficiency of any kitchen waste air system. The flow Star wall conduct enables the combination of good flow performance, perfect seal of the wall joint with "blower door" certificate and prize-winning external appearance. Performance figures and energy efficiency may be improved even more by connection to the COMPAIR® flow flat duct system.

The functional principle of flow Star uses the pressure effect of the air stream (volume stream) created during hood operation, combined with mechanically

controlled spring and magnetic force when opening and/or closing the wall conduct.

With **flow Star GTS 150**, the high energy generated by the large flow cross-section is absorbed by an additional integrated pressure spring. With the hood switched off, the front plate closes flush with the outside wall.

With its modern, flush exterior appearance, **flow Star** meets the expectations of modern kitchen planning and architecture.

Advantages

- optimal flow performance due to integrated guide vane technology
- lowest drop in pressure of all commercially available wall conducts
- maximum flow rate of the exhaust hood
- minimisation of noise emissions by the extractor hood

Technology

- fully mechanically controlled opening and closing function with spring and magnetic force
- robust construction with ball bearings that are sealed and don't rust
- a backpressure shutter isn't necessary
- with the hood switched off, the front plate made of stainless steel closes flush with the outside wall
- simple assembly without electrical connection, no extra bore holes are necessary
- ideal for the exchange of old systems with existing tapping drill hole
- fail safe against freezing, strong winds, driving rain and dirt

Energy efficiency

- no other power supplies are necessary for the use of the wall conduct: uses the flow energy generated by the air stream (volume flow) when the cooker hood is in operation
- optimal heat isolation when closed
- an all-round labyrinth seal prevents heat loss and saves heating energy (high tightness)
- perfect solution for a secure sealing of the building shell acc. ENEV09 (Blower-Door certificate)
- appropriate for energy efficient houses
- the electricity consumption of the connected cooker hood is reduced due to flow optimisation

Material & Design

- elegant, contemporary design
- rust free and high class stainless steel cover
- the cover can be disassembled without any problems for extra handling (i.e. surface coating)
- multiple awards for design and function


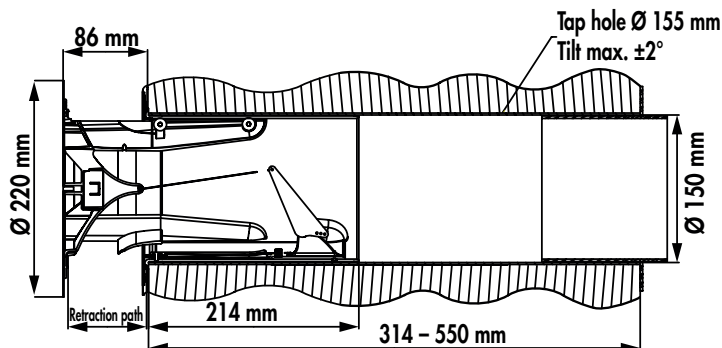
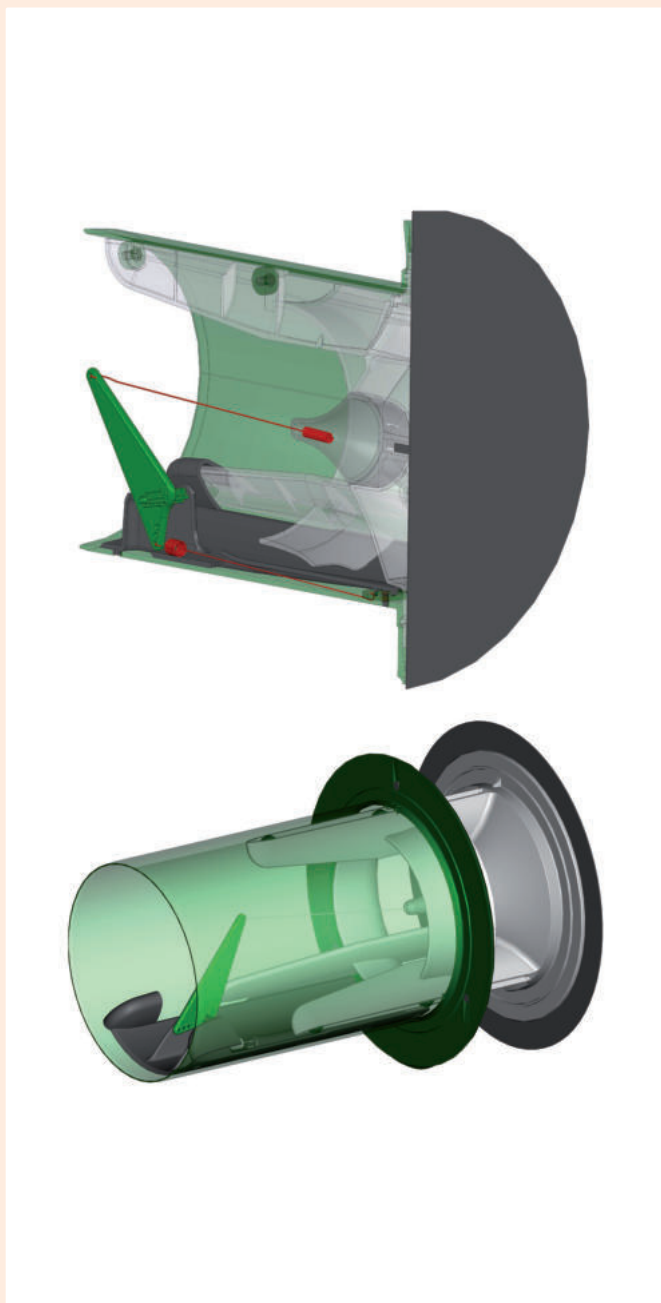


flow Star GTS 150 wall conduct

GTS stands for "generation two springs", which refers to the two integrated springs. Compared to the original flow Star, a pressure spring has been added, which slows the flow body over the last 10 mm, thus avoiding a hard impact on the end stops. The kinetic energy created during the opening process is absorbed and released again in the closing direction, against the volume flow. In this way, the opening width of the flow Star GTS is individually adapted to the specific volume flow of the hood. An all-round sealing lip positioned at the outer flange provides added protection in colder weather.

Properties and functions

- optimum flow performance due to guide vane technology
- elegant design (smooth surfaces instead of lamellas)
- closing of the wall conduct by spring force and additional magnets
- easy installation without additional drill holes
- sturdy design with no-rust, sealed ball bearings
- lowest pressure loss of all commercially available wall conducts
- maximum feed performance of the vapour hood
- low noise generation of the vapour hood
- optimum heat insulation
- increased resistance to weathering
- no rattling of backpressure shutters in case of gusts of wind
- good seal when the vapour hood is switched off
- Blower Door certificate
- no electrical connection required
- for the installation of the mounting pipe, a core drilling hole (Ø 155 mm) is recommended



flow Star GTS 150 wall conduct




With connection to round pipe Ø 150 mm and round **external stainless-steel cover**.

- required opening pressure 150 Pa
- stainless steel cover Ø 220 mm
- hose/pipe connector Ø 150 mm, connector depth 24 mm
- installation depth 314–550 mm, can be shortened to 250 mm, wall penetration Ø about 155 mm
- for the installation of the mounting pipe, a core drilling hole (Ø 155 mm) is recommended

4043040 white, stainless steel

€ 332.11



flow Star GTS 150 F wall conduct



With connection to COMPAIR® flow 150 rectangular tube and round **external stainless-steel cover**.

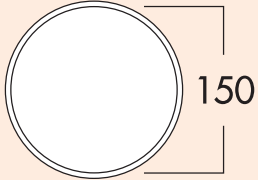
- required opening pressure 150 Pa
- stainless steel cover Ø 220 mm
- tube connector 227 x 94 mm, connector depth 80 mm
- installation depth 314–550 mm, can be shortened to 285 mm, wall penetration Ø about 155 mm
- for the installation of the mounting pipe, a core drilling hole (Ø 155 mm) is recommended

4043041 white, stainless steel

€ 332.11

COMPAIR® flow 150 (System Ø 150)

Order no. Description per piece excl. VAT

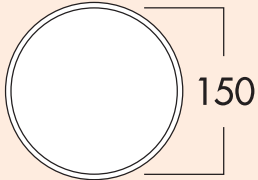


Klima-E 150 wall conduct



Telescopic pipe and **stainless-steel external blind**, with backpressure shutter.
 – hose/tube connector Ø 150 mm
 – connector depth 24 mm
 – installation depth 420–620 mm, can be shortened to 175 mm
 – wall penetration Ø about 155 mm

4022039 white, stainless steel € 212.40



K-Klima-R 150/150 wall conduct

With backpressure shutter, telescopic pipe and external blind.
 – hose/tube connector Ø 150 mm
 – connector depth 24 mm
 – installation depth 420–620 mm, can be shortened to 100 mm
 – wall penetration Ø about 155 mm

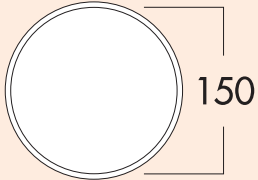


4044047 white € 72.99

4044049 brick red € 72.99

4044060 light grey € 76.44

4044061 anthracite € 76.44

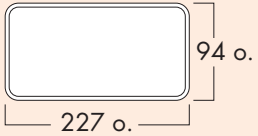


E-Klima-E 150 wall conduct



Stainless steel pipe 500 mm long, 120 mm slider element and **stainless-steel external blind**, with backpressure shutter.
 – hose/tube connector Ø 150 mm
 – wall penetration Ø about 155 mm
 – installation depth 500–600 mm, can be shortened to 175 mm

4022044 stainless steel € 272.07

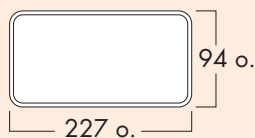


Klima-E flow 150 wall conduct



Stainless-steel external blind with backpressure shutter.
 With rectangular connector for COMPAIR® flow 150.
 – tube connector 227 x 94 mm
 – connector depth 80 mm
 – installation depth 420–620 mm, can be shortened to 210 mm
 – wall penetration Ø about 155 mm

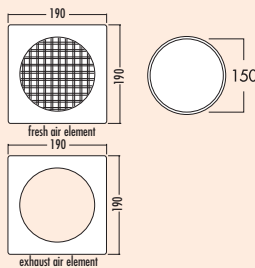
4022040 white, stainless steel € 212.40



Klima-E flow 150 wall conduct

- With backpressure shutter and external blind.
With rectangular connector for COMPAIR® flow 150.
- tube connector 227 x 94 mm
 - connector depth 80 mm
 - installation depth 420–620 mm, can be shortened to 135 mm
 - wall penetration about Ø 155 mm

4044050	white	€ 72.99
4044052	brick red	€ 72.99
4044062	light grey	€ 76.44
4044063	anthracite	€ 76.44



E-Klima A/Z 150



Two-piece wall conduct with separate exhaust and fresh air elements. The two **stainless steel** design external blinds in modern lamella look with internal back pressure shutters solve even spatially difficult installation situations. An internal **stainless steel** cover on the waste air element can be pushed over the plastic pipe and completely covers the wall penetration. On the supply side there is a grid outlet with a connector on the round pipe. Both elements can be used next to each other as a set, or as single elements. Optimum flow values are achieved through volume-flow controlled waste and fresh air openings.

The fresh air flap only opens with negative pressure.

When installed with an open-flue chimney, please coordinate this with the chimney sweep responsible.

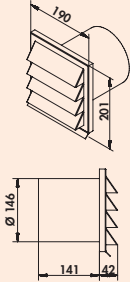
- stainless steel external blind 190 x 190 mm per blind
- round waste air connection Ø 150 mm
- installation depth 490–690 mm
- wall penetration Ø ca. 155 mm per element

4044053	waste and fresh air wall conduct	€ 510.97
4044055	fresh air element	€ 264.84
4044056	waste air element	€ 278.04

COMPAIR® flow 150 (System Ø 150)

Order no. Description

per piece excl. VAT



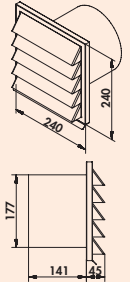
E-Jal 150 external blind



190 x 190 mm with backpressure shutter for connection to round pipe.
– connector depth 145 mm

4022012 Ø 150 mm, stainless steel

€ 150.96



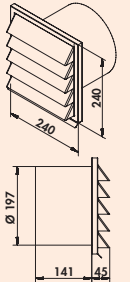
E-Jal 180 external blind



240 x 240 mm with backpressure shutter for connection to round pipe.
– connector depth 145 mm

4022030 Ø 180 mm, stainless steel

€ 200.99



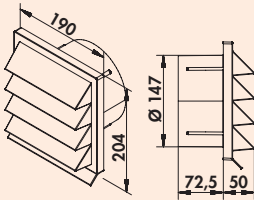
E-Jal 200 external blind



240 x 240 mm with backpressure shutter for connection to round pipe.
– connector depth 145 mm

4022031 Ø 200 mm, stainless steel

€ 212.40



K-Jal 150 external blind

190 x 190 mm, with backpressure shutter for connection to round pipes.
– Ø 150 mm
– connector depth 71 mm



4044044 white

€ 15.62

4044046 brick red

€ 15.62

4044064 light grey

€ 16.85

4044065 anthracite

€ 16.85

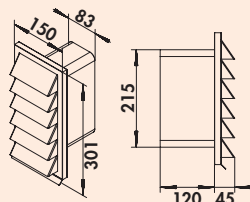


E-Jal HK flow 150 external blind

The stainless steel external blind COMPAIR® E-Jal HK offers additional possibilities for laying the exhaust air system in difficult installation situations. Through a vertical assembly position, it is now possible to place the air duct and the external blind upright in a minimum of space without reducing the flow characteristics of the duct system.

The COMPAIR® E-Jal HK is installed in the desired place on the external wall. The upright flat duct COMPAIR® flow 150 is installed in a space-saving manner on the wall coming from the extractor hood and attached directly to the external blind without changing the cross-section.

The aesthetics of the classic, factual design language of the established and award-winning COMPAIR® E-Jal series were taken up and adapted to the new form. The torsionally rigid construction of the stainless steel frame element means it does not even deform in case of long-term use and weathering. The lamella design of the stainless steel external blinds with spring-loaded back pressure flaps reliably prevents the penetration of strong wind and driving rain.



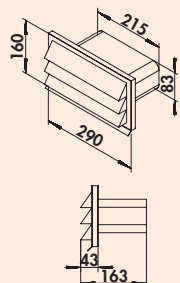
E-Jal HK flow 150 external blind



150 x 300 mm with back pressure flap for connection 222 x 89 mm to COMPAIR® flow 150.
— connection piece depth 120 mm

4022029 stainless steel

€ 205.38



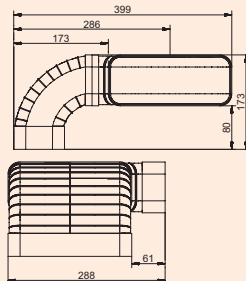
E-Jal flow 150 external blind



290 x 160 mm, with backpressure shutter for connection 222 x 89 mm to COMPAIR® flow 150.
— connector depth 120 mm

4022038 stainless steel

€ 181.67



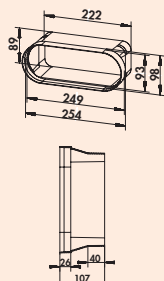
flow 150 pipe set for downdraft ventilation

The pipe set allows for a space-saving arrangement of the exhaust pipes at extractor hoods with downdraft or hob ventilation.

- pipe connection 227 x 94 mm
- for direct connection (left/right) to the extraction system
- incl. N-KLEB PVC duct tape (4021128)
- assembly required

4043074 white

€ 87.42



F-BA 150 adapter

Adapter, compatible with BORA extraction systems.

- enables direct connection of the Naber COMPAIR® system to BORA extraction systems and duct elements
- optimised flow guidance enables loss-free transition

4043035 white

€ 11.41

COMPAIR® flow 125 bion 125 System Ø 125

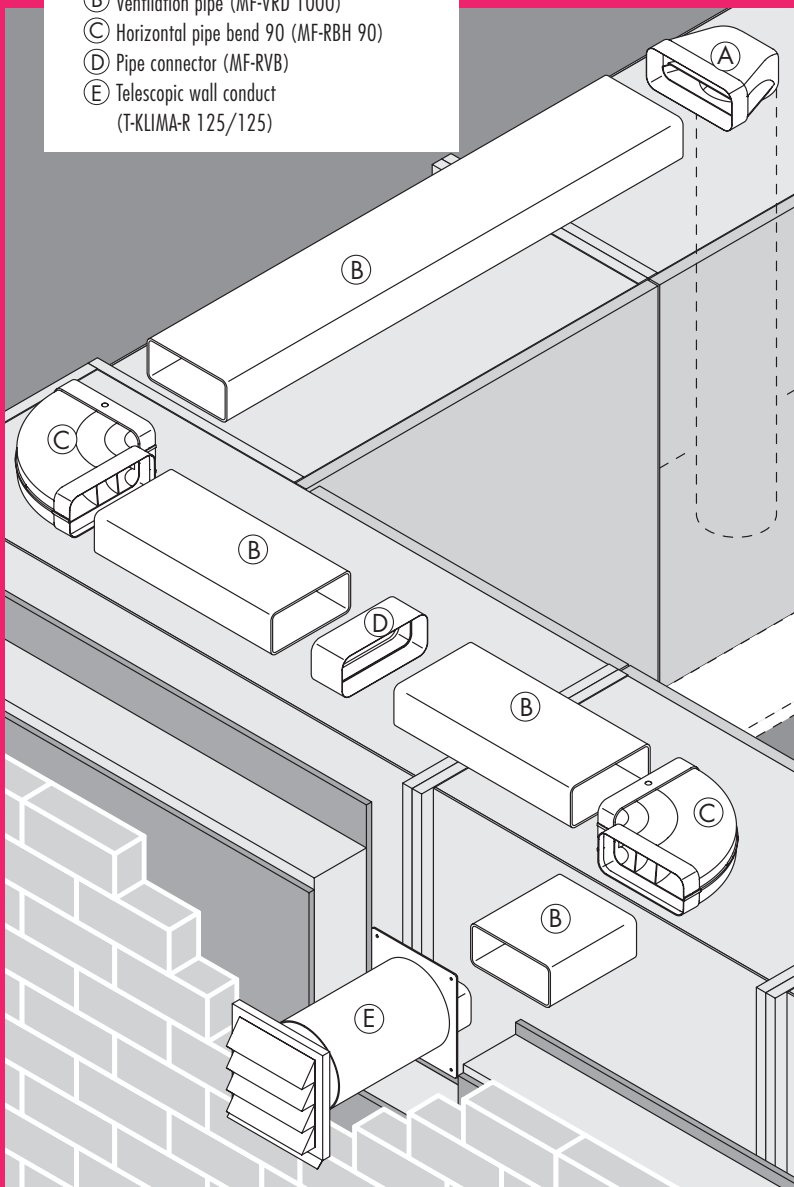
Strong for fresh and
waste air technology



Ventilation
technology

Fitting example

- Ⓐ Deflector 900 with round pipe Ø 125 (MF-UR 500/900) for Ø 125 hood connection
- Ⓑ Ventilation pipe (MF-VRD 1000)
- Ⓒ Horizontal pipe bend 90 (MF-RBH 90)
- Ⓓ Pipe connector (MF-RVB)
- Ⓔ Telescopic wall conduct (T-KLIMA-R 125/125)

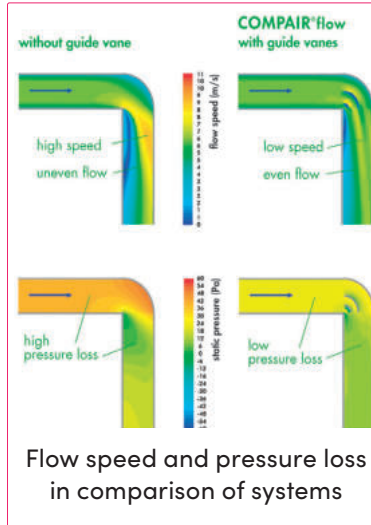


Flat ducts and accessories	Page 65–68
Round pipes and accessories	Page 69–71
Wall conducts	Page 72–76
External blinds	Page 77–78

COMPAIR® flow 125 bion 125

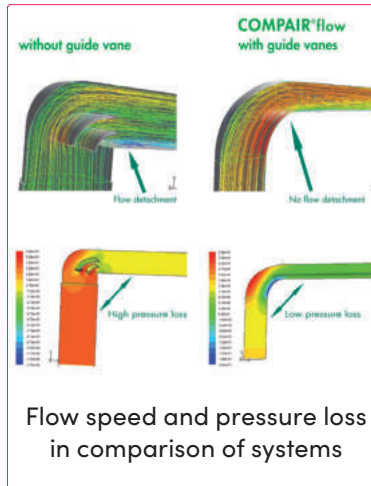
More performance through "conduction"

As a result of the patented guide vane technology, vapour flows are smoothed in the duct and directed to the environment with very little loss of pressure. Using COMPAIR® flow 125, up to 59 % less pressure is lost, depending on the length and structure of the waste air duct – with a cross-sectional increase of only 3.9 %, compared with the 125 round pipe.



Energy efficiency for extremely powerfull hoods

Bionik deals with the research and the systematic transfer of solutions from nature to technical applications. For COMPAIR® bion the flow dynamics optimal meandering systems in water-courses formed the natural example. The development of the deflector was carried out using the latest simulation and measurement technology. Here, the focus was on the energy efficient use of the system parts with extremely powerful hoods. All COMPAIR® bion deflectors can also be subsequently integrated into existing systems taking the duct geometry into account.



Strikingly unobtrusive form


Using the modern COMPAIR® flow 125 rectangular profile, freedom of design is retained in kitchen planning. The external system dimensions 77 x 169 mm (H x W) and corner radiuses of 20 mm enable you to plan inconspicuously and in a space-saving way.



Typical Naber: customer-friendly set compilation

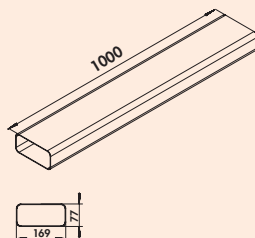
COMPAIR® flow 125 by Naber is leading air duct technology, which you can order according to your requirements and on a consignment basis. If the order quantity is 10 pc. or more, component sets can be put together individually according to your wishes.

-  **MF-VRO 125 flat duct pipe**
white 1000 mm 4033002
-  **MF-VRM 125 flat duct pipe**
white 1000 mm 4033004
-  **MF-RVB 125 pipe connector**
white 61 mm 4033005
-  **F-bion 125 deflector 90°**
white 4033031
-  **MF-UR 125 deflector 90°**
white 4033010
-  **MF-UR 125 deflector 90° with round pipe**
white 500 mm 4033008
white 1000 mm 4033009
-  **MF-RBH 125 pipe bend horizontal 90°**
white 4033011
-  **MF-RBV 125 pipe bend vertical 90°**
white 4033013
-  **K-Klima-R 125/125 wall conduct**
white 4021073
brick red 4021075
anthracite 4021077
-  **MF-EST 125 end piece**
white 4033014



COMPAIR® flow 125

- COMPAIR® flow 125, with integrated guide vane technology, is the most advanced air duct system.
- COMPAIR® bion 125 effectively conducts the exhaust air of extremely high performance hoods.
- COMPAIR® flow 125 reduces pressure loss, optimises volume flow and protects the fan motor.
- COMPAIR® bion 125 minimises noise development due to reduced pressure loss.
- COMPAIR® flow 125 is recommended by leading manufacturers of kitchen hoods.

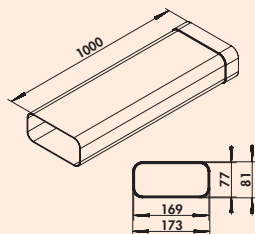


MF-VRO 125 flat duct pipe

Ventilation pipe without sleeve.
– length 1000 mm

4033002 white

€ 26.16

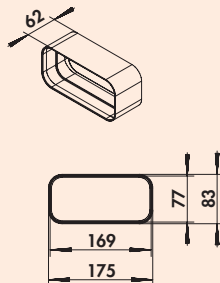


MF-VRM 125 flat duct pipe

Ventilation pipe with sleeve.

4033004 L 1000 mm, white

€ 29.14

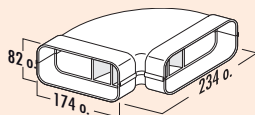


MF-RVB 125 pipe connector

Connector for flat ducts.
– length 61 mm

4033005 white

€ 6.58

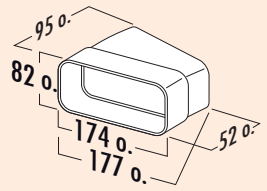


MF-RBH 125 pipe bend horizontal 90°

With guide vanes and sleeves integrated on both sides.

4033011 white

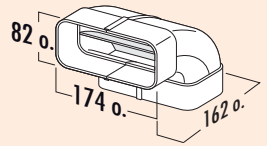
€ 23.35



MF-RBH 125 pipe bend horizontal 15°

With sleeve integrated on one side.

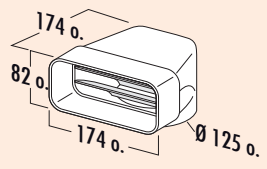
4033012 white € 13.77



MF-RBV 125 pipe bend vertical 90°

With guide vanes and sleeves integrated on both sides.

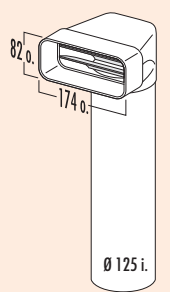
4033013 white € 23.08



MF-UR 125 deflector 90°

With guide vanes and pipe connector, and sleeve integrated on one side.

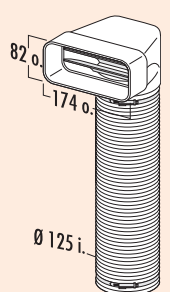
4033010 white € 21.15



MF-UR 125 deflector 90° with round pipe

With guide vanes and round pipe.
To achieve optimum flow performance, always use the deflectors with round pipe. Only use the deflectors with hose (MF-URX) in exceptional cases, if no other engineering option exists.

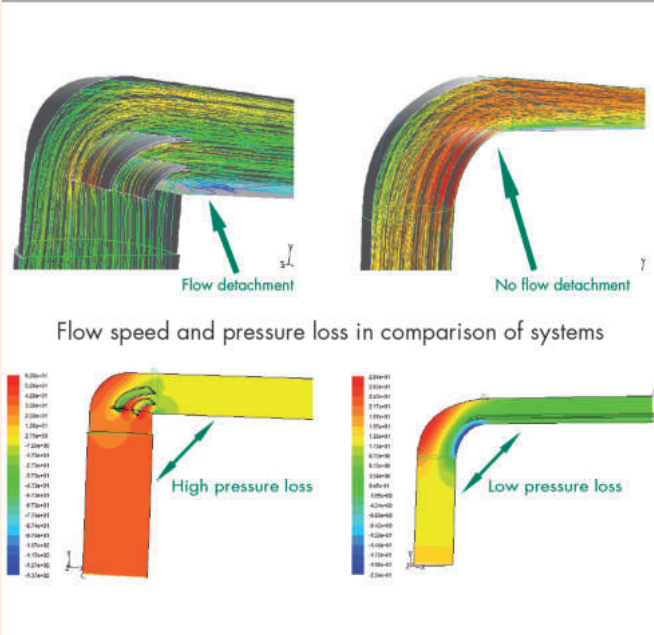
4033008 L 500 mm, white € 34.07
 4033009 L 1000 mm, white € 41.16



MF-URX 125 deflector 90° with flexi-duct

With guide vanes and 2 hose clips.

4033006 L 500 mm, white € 37.47
 4033007 L 1000 mm, white € 45.11



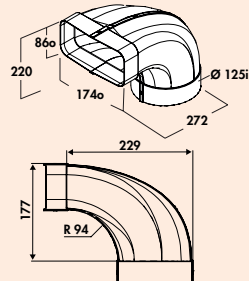
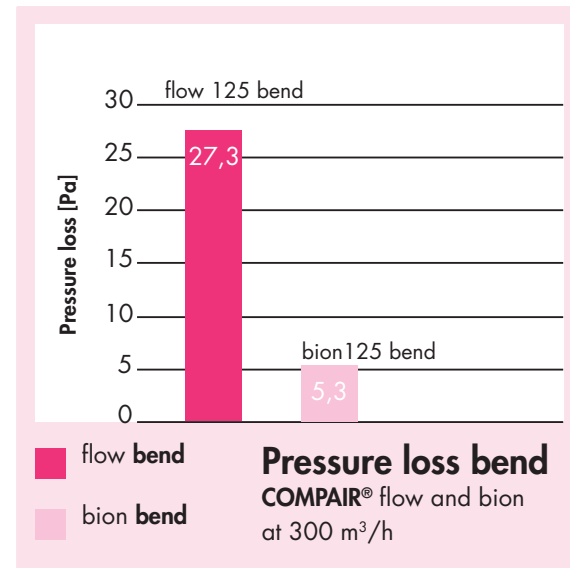
F-bion 125 deflector 90°

Energy efficiency for extremely powerful hoods

Bionik deals with the research and the systematic transfer of solutions from nature to the technical applications of products. For COMPAIR® bion the flow-dynamically optimal meandering systems in watercourses formed the natural example. The development of the deflector was carried out using the latest simulation and measurement technology. Here, the focus was on the energy efficient use of the system parts with extremely powerful hoods.

Contrary to the trend of constructing large space-consuming duct systems with Ø 180 mm or Ø 200 mm for powerful hoods, for which the installation space is often lacking, with the help of the new deflection curve Naber COMPAIR® F-bion, the proven space-saving flat duct system Naber Compair can be optimised. Using the bionically shaped 90° deflector F-bion, the pressure is reduced by up to 80 % compared to conventional 90° bends without guide-vane technology. Thanks to this reduction in pressure loss, larger volume flows can be channelled more efficiently and virtually noiselessly from the hood to the outside.

The COMPAIR® bion deflectors for the Naber COMPAIR® exhaust air systems 125/150 can also be subsequently integrated into existing systems taking the duct geometry into account and significantly improve the extraction power of the hood.



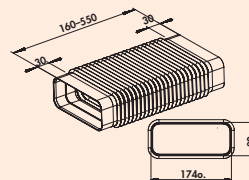
F-bion 125 deflector 90°

Energy efficient solution for extremely high performance hoods. For direct hood connection with integrated sleeve.

For the installation, please note the space needed due to the component size!

4033031 white

€ 26.25

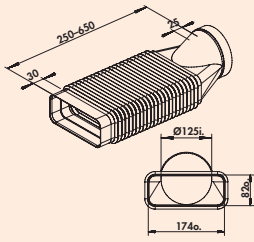


MF-RBFLEX 1 system 125 pipe bend

For diversions and turns up to 90°. Adaptor, flexible, rectangular to rectangular. With connecting sleeve integrated on both sides. – length 160–550 mm

4033023 white

€ 27.18

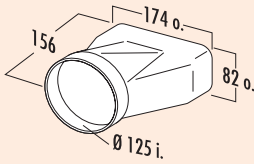


MF-RBFLEX 2 system 125 pipe bend

For diversions and turns up to 90°. Adapter, flexible, round to rectangular.
– length 250–650 mm

4033024 white

€ 27.21



MF-EST 125 end piece

With integrated sleeve for direct transition from flat to round (wall penetration).

4033014 white

€ 17.46



flow 125 flat duct set 1

Set consisting of:

- 2 x 1000 mm flat duct pipe without sleeve (4033002)
- 1 x deflector with 1000 mm round pipe (4033009)
- 1 x pipe connector (4033005)
- 1 x N-KLEB PVC duct tape (4021128)

4033040 white

€ 103.69



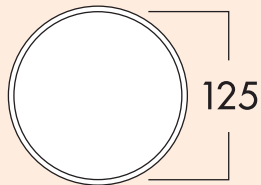
flow 125 flat duct set 2

Set consisting of:

- 3 x 1000 mm flat duct pipe without sleeve (4033002)
- 1 x deflector with 1000 mm round pipe (4033009)
- 1 x pipe bend 90°, horizontal (4033011)
- 2 x pipe connector (4033005)
- 1 x N-KLEB PVC duct tape (4021128)

4033041 white

€ 159.40

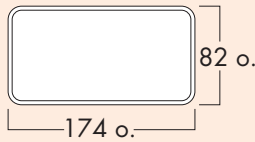


125 wall connector 1

- For use in chimney shafts. For connection to round pipe 125.
- with backpressure shutter.
 - hose/tube connector Ø 125 mm
 - connector depth 24 mm
 - round tube with a length of 350 mm
 - wall penetration Ø ca. 132 mm

4020040 white

€ 28.52

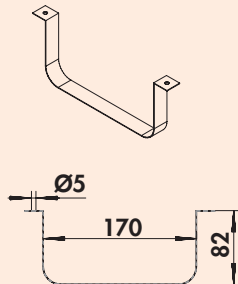


125 wall connector 2

- For use in chimney shafts.
For rectangular connection to COMPAIR® flow 125.
- with backpressure shutter
 - hose/pipe connector 174 x 82 mm
 - connector depth 80 mm
 - round pipe with 350 mm length
 - wall penetration Ø ca. 132 mm

4033026 white

€ 28.60



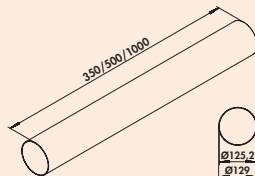
Flat duct mount 125



For secure mounting of freely routed ducts and hoses on walls/ceilings.

4033025 stainless steel

€ 8.69



Round pipe 125

- round pipe Ø 125 mm

4021114 L 350 mm, white

€ 14.13

4021118 L 500 mm, white

€ 17.90

4052002 L 1000 mm, white

€ 32.30



T-VBS 125 round pipe connector

- hose/pipe connector Ø 125 mm
- length 50 mm

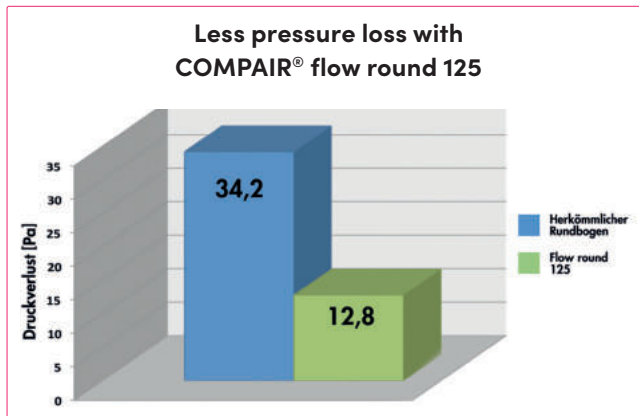
4021127 white

€ 7.63

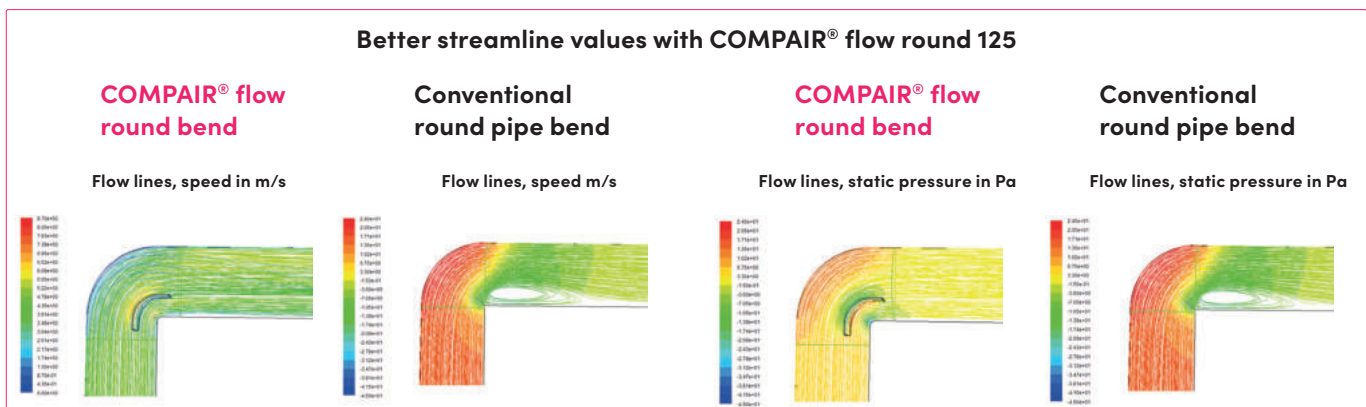
COMPAIR® flow round 125

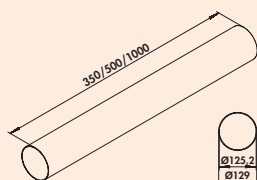
System Ø 125

- High in volume and easy to install**
 COMPAIR® flow round base parts impress with universal applicability and perfect air flow. All system components may be interconnected by simple plug connection.
- Installation close to corners**
 COMPAIR® flow round can be laid close to corners thanks to its very small inner radius.
- Absolutely efficient**
 COMPAIR® flow round is one of the most efficient round tube systems on the market.
- Proven guide vane technology**
 COMPAIR® flow round uses the proven turning vane technology.
- Low pressure loss**
 COMPAIR® flow round maximises the hood efficiency and minimises noise development through 70 % less pressure loss.
- Typical Naber: customer-friendly set compilation**
 If 10 or more are ordered, sets may be assembled individually according to your wishes.



	R-125 round pipe white 1000 mm 4052002
	R-VBS 125 round pipe connector white 60 mm 4052016
	R-RBV flow 125 pipe bend 90° white 4052014
	R-URX flow 125 deflector 90° with flexi-hose white 500 mm 4052018 white 1000 mm 4052020
	K-Jal 125 external blind white 4021070 brick red 4021072 anthracite 4021079
	K-Klima-R 125/125 wall conduct white 4021073 brick red 4021075 anthracite 4021077
	N-PXO 127 flexi-hose round white 4023002
	A-PXO 127 alu. flexi-hose round aluminium 4023006
	Hose clamp 127 alu. col. 4021132

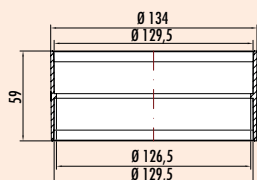




Round pipe 125

– round pipe Ø 125 mm

4021114	L 350 mm, white	€ 14.13
4021118	L 500 mm, white	€ 17.90
4052002	L 1000 mm, white	€ 32.30

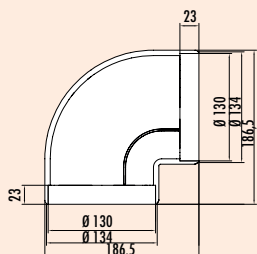


R-VBS 125 round pipe connector

For connecting two pipes.

- Ø 130 mm
- length 60 mm

4052016	white	€ 7.71
---------	-------	--------

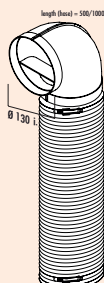


R-RBV flow 125 pipe bend 90°

Low-loss deflection via integrated guide vanes. With sleeves integrated on both sides.

- Ø 130 mm
- **also suitable for direct connection**
- Up to 70 % less pressure loss through guide vane technology. This results in considerably increased performance at reduced noise generation.
- Can be laid close to corners due to its very small inner radius.
- Optimal transition to all wall conducts with round connector.

4052014	white	€ 20.19
---------	-------	---------

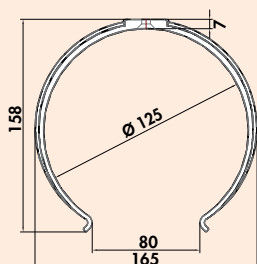


R-URX flow 125 deflector 90° with flexi-duct

With 500/1000 mm flexi-duct and 2 hose clips.

- Ø 125 mm

4052018	L 500 mm, white	€ 32.66
4052020	L 1000 mm, white	€ 35.81



Round duct mount 125

For wall and ceiling mounting.
– recommended spacing 500 mm

4052010		€ 5.36
---------	--	--------

COMPAIR® THERMOBOX® 125

Energy efficient exhaust solutions in the kitchen



Intelligent kitchen exhaust solutions now play a key role in improving your indoor climate. Odour and fat particles, but also moisture, have to be dissipated to the outside air through an air duct. At the same time, the building envelope, especially the core hole created for an exhaust system, have to be energetically sealed.

THERMOBOX maximises the efficiency of an exhaust hood and prevents flow and heat losses when not in operation through the **ShutterTec retention system**. With a U-value* of 2.2 W/(m²K) the THERMOBOX clearly sets itself apart from the usual insulation values for wall conducts and as a component, it achieves an insulation effect comparable with that of double glazed windows. In addition, unwanted vibrations and rattling noises due to wind load are avoided.

The Naber® THERMOBOX is available in conjunction with the external blind "Col" as a wall conduct system in Ø 125 and Ø 150 mm. In addition, the THERMOBOX is available as a retrofit kit for existing Naber® wall conducts and is also suitable for vertical installation (exhaust air outlet via the roof).

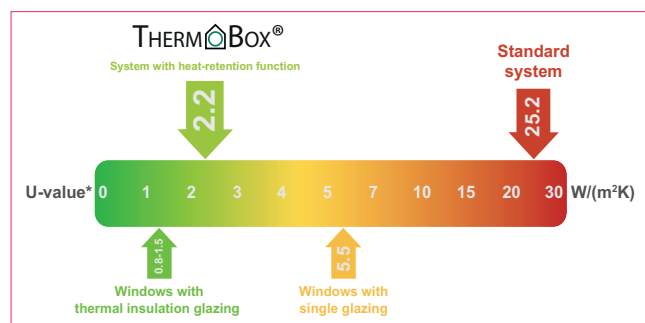
*U-value is a measure of the thermal insulation:
the smaller the U-value, the better the insulation.


Energy efficiency

- up to 20 times less heat loss (compared to standard backflow traps)
- efficient thermal insulation of the exhaust opening
- heat insulating reflective layer
- U-value* of only 2,2 W/(m²K)
- can be retrofitted in existing Naber® wall conducts

Innovative opening and closing mechanism

- Blower-Door certified (required opening pressure >65 Pa)
- magnetic opening and closing
- defined opening pressure prevents rattling
- opens fully even at low flow rates
- no vibrations, no rattling noises



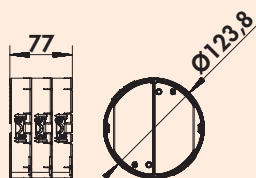


THERMOBOX 125

The heat retention system THERMOBOX consists of three consecutive pairs of flaps at defined spacing with magnetic closing. With a U-value of 2.2 W/(m²K), THERMOBOX clearly sets itself apart from customary wall conducts (ca. 25 W/(m²K)) and achieves an insulating effect comparable with that of double glazed windows.

In the closed system, two completely insulated air chambers form. A reflective layer on the first pair of inwardly aligned flaps reduces the transmission factor at the entrance to the system, thus preventing additional heat losses.

In comparison, customary wall conducts have single backflow traps that are not suitable for installation in the outside walls of energy-efficient or energy-renovated houses because of their lack of heat insulating properties.

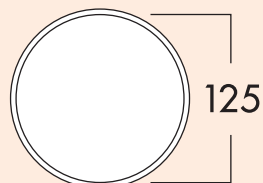


THERMOBOX 125

Heat retention system THERMOBOX for retrofitting of existing **Naber® wall conducts** and suitable for vertical installation (exhaust air outlet via the roof).
 – Blower-Door certified (required opening pressure >65 Pa)

4022049 black, silver

€ 70.74



E-Jal Col® 125 wall conduct incl. THERMOBOX

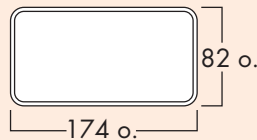



Wall conduct with telescopic pipe, incl. built-in heat retention system THERMOBOX and **stainless steel external E-Jal Col®**. Guide vanes on the slats of the blind ensure optimised flow guidance.

- hose / pipe connection Ø 125 mm
- connection depth 24 mm
- installation depth 350–500 mm, can be shortened to 205 mm
- wall penetration Ø ca. 132 mm
- Blower-Door certified (required opening pressure >65 Pa)

4022046 white, stainless steel

€ 319.03



E-Jal Col® flow 125 wall conduct incl. THERMOBOX



Wall conduct with telescopic pipe, incl. built-in heat retention system THERMOBOX and **stainless steel external blind E-Jal Col®**. Guide vanes on the slats of the blind ensure optimised flow guidance.


- pipe connection 174 x 82 mm
- connection depth 80 mm
- installation depth 350–500 mm, can be shortened to 240 mm
- wall penetration Ø ca. 132 mm
- Blower-Door certified (required opening pressure >65 Pa)

4033044 white, stainless steel

€ 319.03

COMPAIR® flow Star GTS 125

The first wall conduct with guide vane technology



Optimum flow under inclusion of the wall conduct on the external wall is decisive for the overall efficiency of any kitchen waste air system. The flow Star wall conduct enables the combination of good flow performance, perfect seal of the wall joint with "blower door" certificate and prize-winning external appearance. Performance figures and energy efficiency may be improved even more by connection to the COMPAIR® flow flat duct system.

The functional principle of flow Star uses the pressure effect of the air stream (volume stream) created during hood operation, combined with mechanically controlled spring and magnetic force when opening and/or closing the wall conduct.

With its modern, flush exterior appearance, **flow Star** meets the expectations of modern kitchen planning and architecture.

Advantages

- optimal flow performance due to integrated guide vane technology
- lowest drop in pressure of all commercially available wall conducts
- maximum flow rate of the exhaust hood
- minimisation of noise emissions by the extractor hood

Technology

- fully mechanically controlled opening and closing function with spring and magnetic force
- robust construction with ball bearings that are sealed and don't rust
- a backpressure shutter isn't necessary
- with the hood switched off, the front plate made of stainless steel closes flush with the outside wall
- simple assembly without electrical connection, no extra bore holes are necessary
- ideal for the exchange of old systems with existing tapping drill hole
- fail safe against freezing, strong winds, driving rain and dirt

Energy efficiency

- no other power supplies are necessary for the use of the wall conduct: uses the flow energy generated by the air stream (volume flow) when the cooker hood is in operation
- optimal heat isolation when closed
- an all-round labyrinth seal prevents heat loss and saves heating energy (high tightness)
- perfect solution for a secure sealing of the building shell acc. ENEC09 (Blower-Door certificate)
- appropriate for energy efficient houses
- the electricity consumption of the connected cooker hood is reduced due to flow optimisation

Material & Design

- elegant, contemporary design
- rust free and high class stainless steel cover
- the cover can be disassembled without any problems for extra handling (i.e. surface coating)
- multiple awards for design and function



KüchenInnovation
des Jahres® 2009

Focus Open
Silver 2009


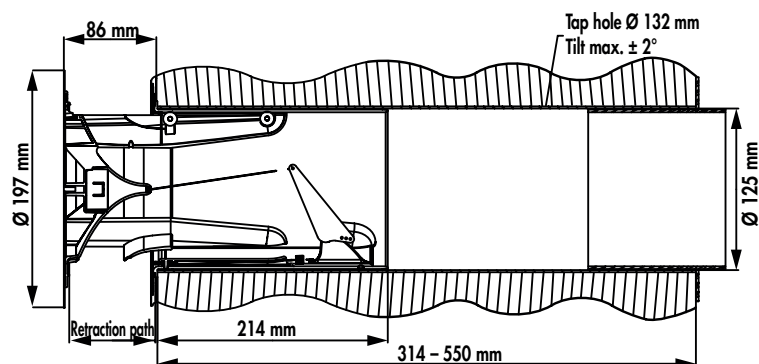
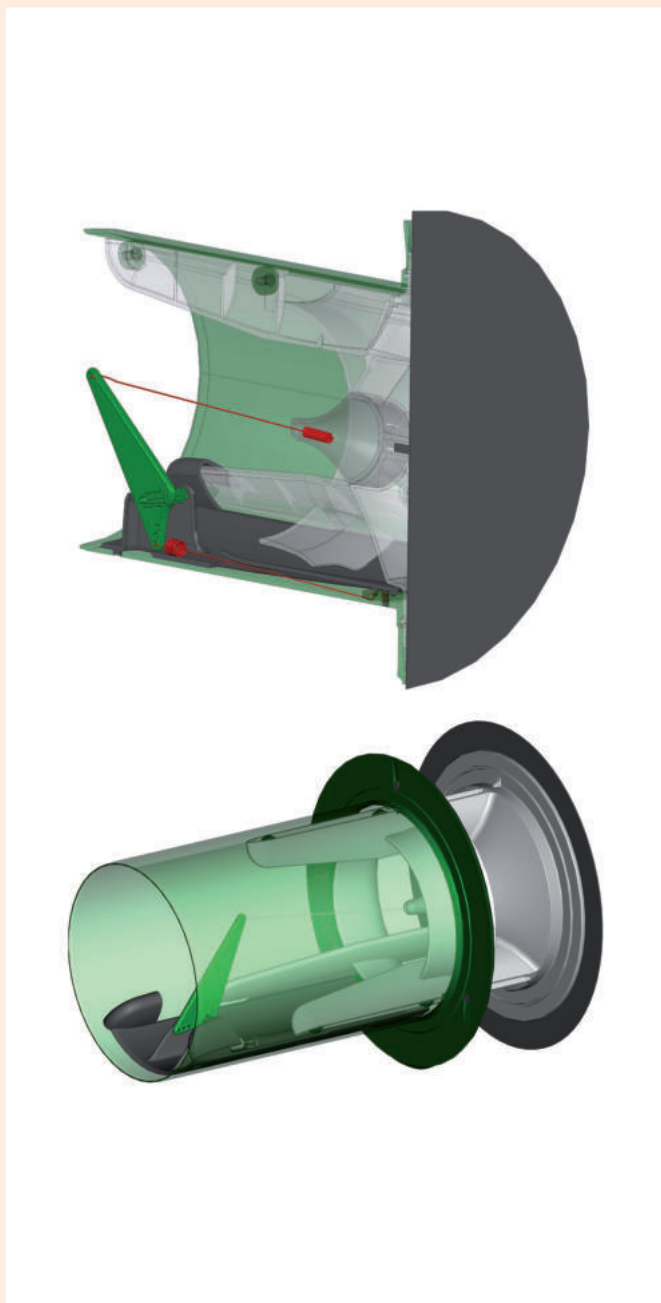


flow Star GTS 125 wall conduct

GTS stands for "generation two springs", which refers to the two integrated springs. Compared to the original flow Star, a pressure spring has been added, which slows the flow body over the last 10 mm, thus avoiding a hard impact on the end stops. The kinetic energy created during the opening process is absorbed and released again in the closing direction, against the volume flow. In this way, the opening width of the flow Star GTS is individually adapted to the specific volume flow of the hood. An all-round sealing lip positioned at the outer flange provides added protection in colder weather.

Properties and functions

- optimum flow performance due to guide vane technology
- elegant design (smooth surfaces instead of lamellas)
- closing of the wall conduct by spring force and additional magnets
- easy installation without additional drill holes
- sturdy design with no-rust, sealed ball bearings
- lowest pressure loss of all commercially available wall conducts
- maximum feed performance of the vapour hood
- low noise generation of the vapour hood
- optimum heat insulation
- increased resistance to weathering
- no rattling of backpressure shutters in case of gusts of wind
- good seal when the vapour hood is switched off
- blower door certificate
- no electrical connection required
- for the installation of the mounting pipe, a core drilling hole (Ø 132 mm) is recommended



flow Star GTS 125 wall conduct




With connection to round pipe Ø 125 mm and round **external stainless-steel cover**.

- required opening pressure 100 Pa
- stainless steel cover Ø 197 mm
- hose/pipe connector Ø 125 mm, connector depth 24 mm
- installation depth 314–550 mm, can be shortened to 250 mm, wall penetration Ø about 132 mm
- for the installation of the mounting pipe, a core drilling hole (Ø 132 mm) is recommended

4033042 white, stainless steel

€ 332.11



flow Star GTS 125 F wall conduct



With connection to COMPAIR® flow rectangular 125 tube and round **external stainless-steel cover**.

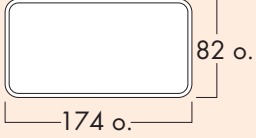
- required opening pressure 100 Pa
- stainless steel cover Ø 197 mm
- tube connector 174 x 82 mm, connector depth 80 mm
- installation depth 314–550 mm, can be shortened to 285 mm, wall penetration Ø about 132 mm
- for the installation of the mounting pipe, a core drilling hole (Ø 132 mm) is recommended

4033043 white, stainless steel

€ 332.11

COMPAIR® flow 125 (System Ø 125)

Order no. Description per piece excl. VAT



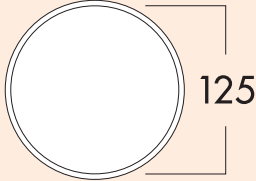
Klima-E flow 125 wall conduct



Telescopic pipe and **stainless-steel external blind**, with backpressure shutter. With rectangular connector for COMPAIR® flow 125.

- pipe connector 174 x 82 mm
- connector depth 80 mm
- installation depth 420–620 mm, can be shortened to 210 mm
- wall penetration Ø about 132 mm

4033022 white, stainless steel € 191.95



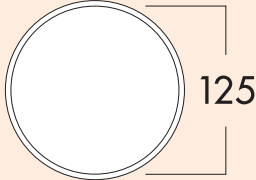
Klima-E 125 wall conduct



Telescopic pipe and **stainless-steel external blind**, with backpressure shutter.

- hose/tube connector Ø 125 mm
- connector depth 24 mm
- installation depth 420–620 mm, can be shortened to 175 mm
- wall penetration Ø about 132 mm

4022013 white, stainless steel € 192.12



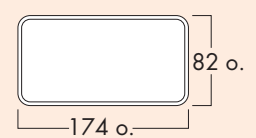
K-Klima-R 125/125 wall conduct

With backpressure shutter, telescopic pipe and external blind.

- hose/tube connector Ø 125 mm
- connector depth 24 mm
- installation depth 420–620 mm, can be shortened to 100 mm
- wall penetration Ø about 132 mm



4021073 white € 54.61
4021075 brick red € 54.61
4021077 anthracite € 57.58



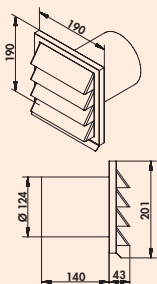
K-Klima-R flow 125 wall conduct

With backpressure shutter and external blind. With rectangular connector for COMPAIR® flow 125.

- pipe connector 174 x 82 mm
- connector depth 80 mm
- installation depth 420–620 mm, can be shortened to 135 mm
- wall penetration Ø about 132 mm



4033027 white € 55.03
4033029 brick red € 55.03
4033033 anthracite € 57.32



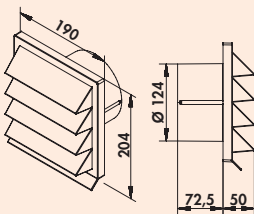
E-Jal 125 external blind



190 x 190 mm, with backpressure shutter for connection to round pipe.
– connector depth 140 mm

4022011 Ø 125 mm, stainless steel

€ 151.84



white (RAL 9010)

brick red (RAL 8004)

anthracite (RAL 7016)

K-Jal 125 external blind

190 x 190 mm, with backpressure shutter for connection to round pipes.
– Ø 125 mm
– connector depth 72.5 mm

4021070 white

€ 15.62

4021072 brick red

€ 15.62

4021079 anthracite

€ 16.85

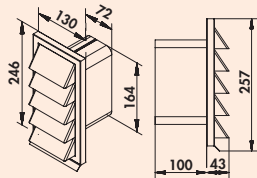


E-Jal HK flow 125 external blind

The stainless steel external blind COMPAIR® E-Jal HK offers additional possibilities for laying the exhaust air system in difficult installation situations. Through a vertical assembly position, it is now possible to place the air duct and the external blind upright in a minimum of space without reducing the flow characteristics of the duct system.

The COMPAIR® E-Jal HK is installed in the desired place on the external wall. The upright flat duct COMPAIR® flow 125 is installed in a space-saving manner on the wall coming from the extractor hood and attached directly to the external blind without changing the cross-section.

The aesthetics of the classic, factual design language of the established and award-winning COMPAIR® E-Jal series were taken up and adapted to the new form. The torsionally rigid construction of the stainless steel frame element means it does not even deform in case of long-term use and weathering. The lamella design of the stainless steel external blinds with spring-loaded back pressure flaps reliably prevents the penetration of strong wind and driving rain.



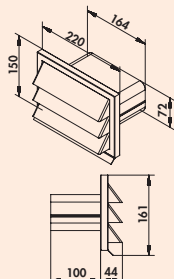
E-Jal HK flow 125 external blind



130 x 250 mm with back pressure flap for connection 169 x 77 mm to COMPAIR® flow 125.
— connection piece depth 100 mm

4022017 stainless steel

€ 205.38



E-Jal flow 125 external blind



210 x 140 mm with backpressure shutter for connection 169 x 77 mm to COMPAIR® flow 125.
— connector depth 90 mm

4033015 stainless steel

€ 184.31

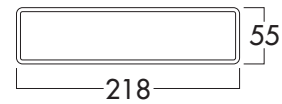
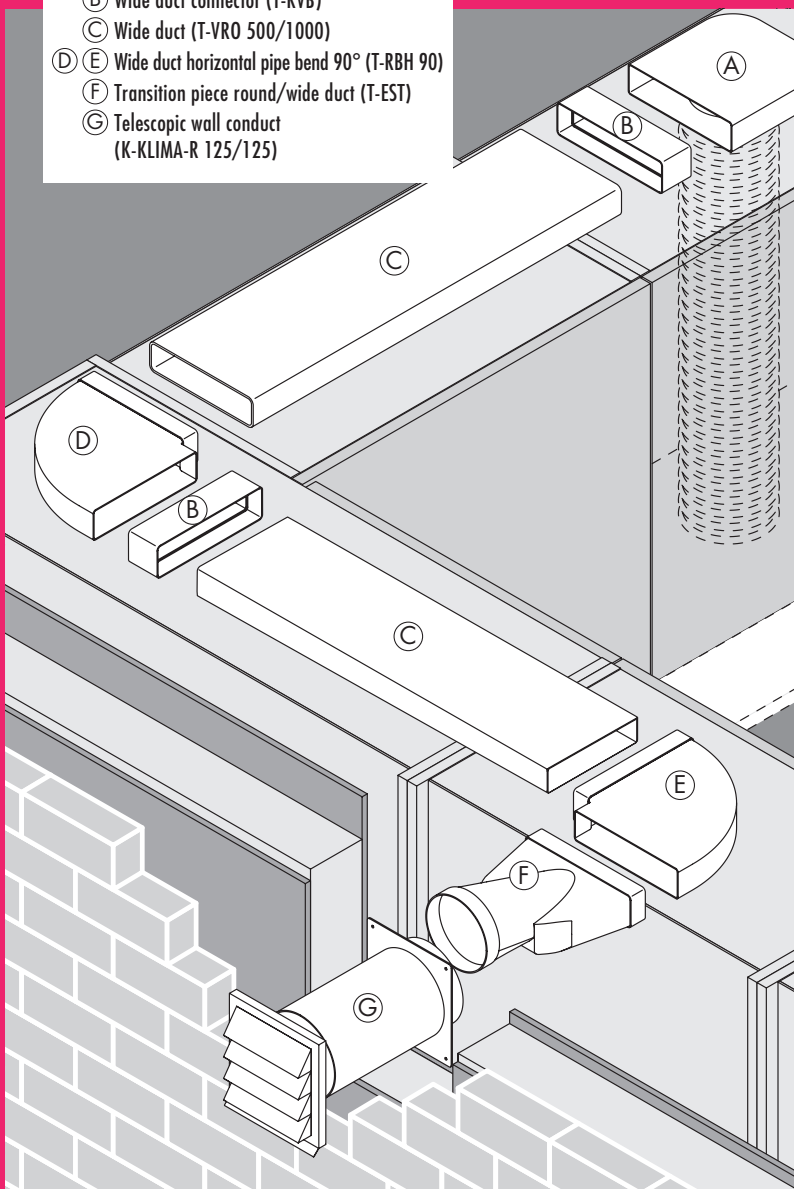
COMPAIR® top System Ø 125 flat

High performance ventilation



Fitting example

- Ⓐ Deflector 90° with flexi-hose and 2 hose clips (T-URX 500/1000) for Ø 120 and 125 hood connection
- Ⓑ Wide duct connector (T-RVB)
- Ⓒ Wide duct (T-VRO 500/1000)
- Ⓓ Ⓔ Wide duct horizontal pipe bend 90° (T-RBH 90)
- Ⓕ Transition piece round/wide duct (T-EST)
- Ⓖ Telescopic wall conduct (K-KLIMA-R 125/125)



<ul style="list-style-type: none"> ■ Air duct and accessories ■ Wall conducts ■ External blinds 	<ul style="list-style-type: none"> Page 81–83 Page 84 Page 85
--	--

COMPAIR® top

System Ø 125 flat

High performance ventilation

Even for standard installations, COMPAIR® top basic parts are versatile and in top shape for flow.

All system parts may be interconnected by simple plug connection technology.

If 10 or more are ordered, sets may be assembled individually according to your wishes.

	T-VRO 125 wide duct white 500 mm 4021001 white 1000 mm 4021002		T-EST 125 end piece white 4021047
	T-RVB 125 wide duct connector white 4021004		K-Jal 125 external blind white 4021070 brick red 4021072 anthracite 4021079
	T-UR 125/2 deflector 90° white 4021010		K-Klima-R 125/125 wall conduct white 4021073 brick red 4021075 anthracite 4021077
	T-UR-ST 125 deflector 90° white 4021012		N-PXO127 flexi-hose round white Ø 127 4023002
	T-URX 125 deflector 90° with flexi-hose white 500 mm 4021025 white 1000 mm 4021026		A-PXO 127 aluminium flexi-hose round aluminium Ø 127 4023006
	T-RBH 1 system 125 wide duct bend white 4021043		Hose clamp 127 alu. coloured Ø 127 4021132
	T-RBV 1 system 125 wide duct bend white 4021044		



COMPAIR® top wide duct format

- increases volume flow in waste and fresh air operation
- reduces loss of pressure due to the larger bend cross-section
- adapts to the high air volume performance of modern vapour hoods by adjustment to the blow-out cross-section



COMPAIR® top push-through block

- prevents interference with the air stream in the connector section of reflector parts in case of direct hood deflection or deflection using inserted spacer pipe



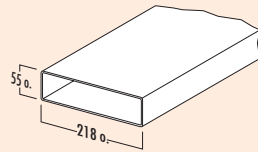
COMPAIR® top click-in assembly

- simple, safe and tool-less plug-assembly technology
- for the construction of individual deflectors and adapters



COMPAIR® top clip nose lock

- stabilises pipe connections over their complete cross-section

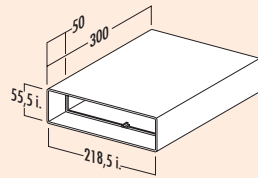


T-VRO 125 wide duct

Ventilation pipe without sleeve.

4021001 L 500 mm, white € 13.26

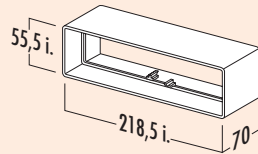
4021002 L 1000 mm, white € 24.57



T-TR 300 system 125 wide duct

Telescopic slider element. Spacer piece and pipe connector.

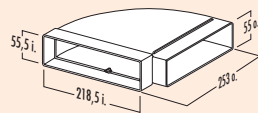
4021003 white € 20.62



T-RVB 125 wide duct connector

Connector for T-VRO wide duct pipes.

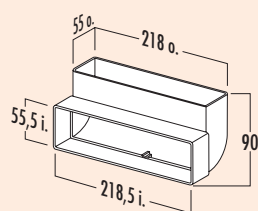
4021004 white € 7.20



T-RBH 1 system 125 wide duct bend

Bend horizontal 90°. With sleeve integrated on one side.

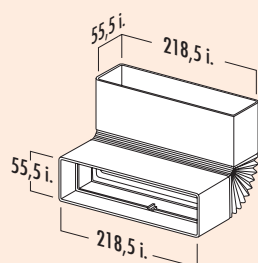
4021043 white € 20.37



T-RBV 1 system 125 wide duct bend

Bend vertical 90°. With sleeve integrated on one side.

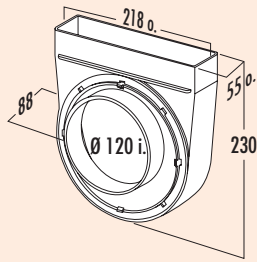
4021044 white € 19.13



T-RBFLEX 125 wide duct bend

Flexible wide duct bend horizontal/vertical up to 90°. With connecting sleeve integrated on both sides.
— length 180–500 mm

4021045 white € 24.22

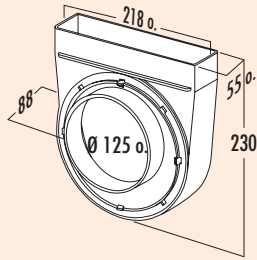


T-UR-EX 125 deflector 90°, eccentric

For 125-gauge hood connection with adjustable, eccentric connector piece for hood outlets too close to the wall.

- connector Ø 120 mm
- connector depth 14 mm

4021086 white € 22.38

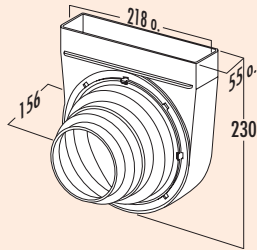


T-UR 125/2 deflector 90°

For 125-gauge pipe/hose connection.

- hose/pipe connector Ø 125 mm
- connector depth 30 mm for secure pipe/hose installation

4021010 white € 21.85



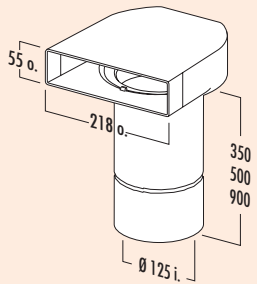
T-UR-ST 125 deflector 90°

With integrated staggered ring.

For 100-gauge, 120-gauge, 125-gauge and 150-gauge pipe/hose connection.

- connector Ø 100, 120, 125, 150 mm
- connector depth 20 mm per size for secure pipe/hose installation

4021012 white € 30.28



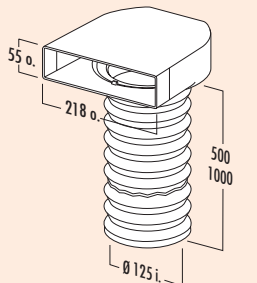
T-UR 125 deflector 90° with round pipe

Deflector 90° with round pipe.

To achieve optimum flow performance, always use the deflectors with round pipe. Only use the deflectors with hose (T-URX) in exceptional cases, if no other engineering option exists.

4021019 L 500 mm, white € 36.77

4021020 L 1000 mm, white € 46.78



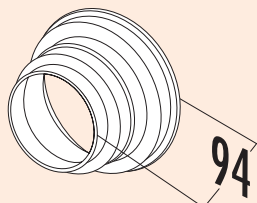
T-URX 125 deflector 90° with flexi-duct

For 120-gauge and 125-gauge hood connection.

- incl. 2 clips
- hose Ø 125 mm

4021025 L 500 mm, white € 38.45

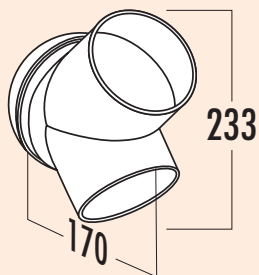
4021026 L 1000 mm, white € 45.11



T-STU-ST 125 staggered ring

- ring Ø 100, 120, 125, 150 mm
- connector depth 20 mm per size

4021038 white € 9.04

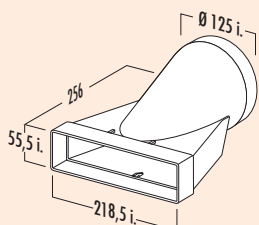


T-HS 125 y-pipe

- 2 x Ø 125 mm
- connector depth 30 mm, Ø 150 mm

4021040 white

€ 22.29

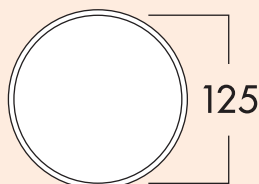


T-EST 125 end piece

Transition piece round/wide duct with straight contact surface. For connection to blind, hood or wall conduct round connectors (but also employable as starting part for direct connection to 125-gauge hood connectors).

4021047 white

€ 23.70

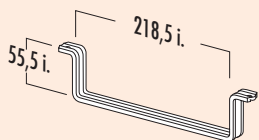


125 wall connector 1

- For use in chimney shafts. For connection to round pipe 125.
- with backpressure shutter.
 - hose/tube connector Ø 125 mm
 - connector depth 24 mm
 - round tube with a length of 350 mm
 - wall penetration Ø ca. 132 mm

4020040 white

€ 28.52

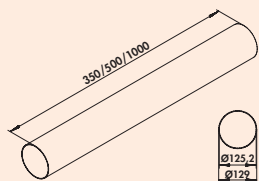


Flat duct mount 125

For secure wall/ceiling installation of freely routed wide ducts/hoses.

4021130 white

€ 7.01



Round pipe 125

- round pipe Ø 125 mm

4021114 L 350 mm, white

€ 14.13

4021118 L 500 mm, white

€ 17.90

4052002 L 1000 mm, white

€ 32.30



T-VBS 125 round pipe connector

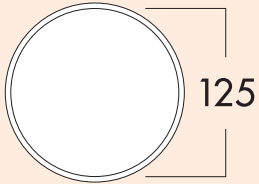
- hose/pipe connector Ø 125 mm
- length 50 mm

4021127 white

€ 7.63

COMPAIR® top (System Ø 125)

Order no. Description per piece excl. VAT

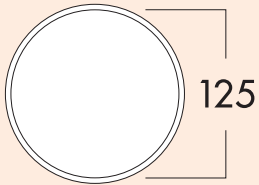


Klima-E 125 wall conduct



- Telescopic pipe and **stainless-steel external blind**, with backpressure shutter.
- hose/tube connector Ø 125 mm
 - connector depth 24 mm
 - installation depth 420–620 mm, can be shortened to 175 mm
 - wall penetration Ø about 132 mm

4022013 white, stainless steel **€ 192.12**

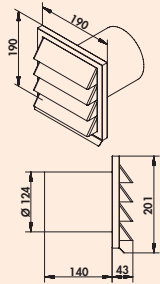


K-Klima-R 125/125 wall conduct

- With backpressure shutter, telescopic pipe and external blind.
- hose/tube connector Ø 125 mm
 - connector depth 24 mm
 - installation depth 420–620 mm, can be shortened to 100 mm
 - wall penetration Ø about 132 mm



4021073 white	€ 54.61
4021075 brick red	€ 54.61
4021077 anthracite	€ 57.58

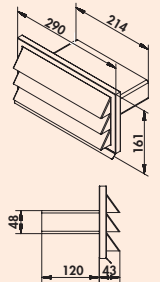


E-Jal 125 external blind



190 x 190 mm, with backpressure shutter for connection to round pipe.
– connector depth 140 mm

4022011 Ø 125 mm, stainless steel € 151.84


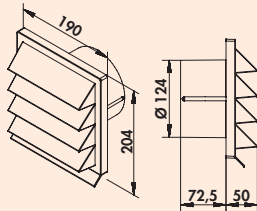


E-Jal top external blind



290 x 150 mm, with backpressure shutter for connection 220 x 55 mm to
COMPAIR® 125 wide duct.
– connector depth 110 mm

4022021 stainless steel € 166.75



K-Jal 125 external blind

190 x 190 mm, with backpressure shutter for connection to round pipes.
– Ø 125 mm
– connector depth 72.5 mm

4021070 white € 15.62

4021072 brick red € 15.62

4021079 anthracite € 16.85

COMPAIR[®] top (System Ø 125)

Order no. Description

per piece excl. VAT


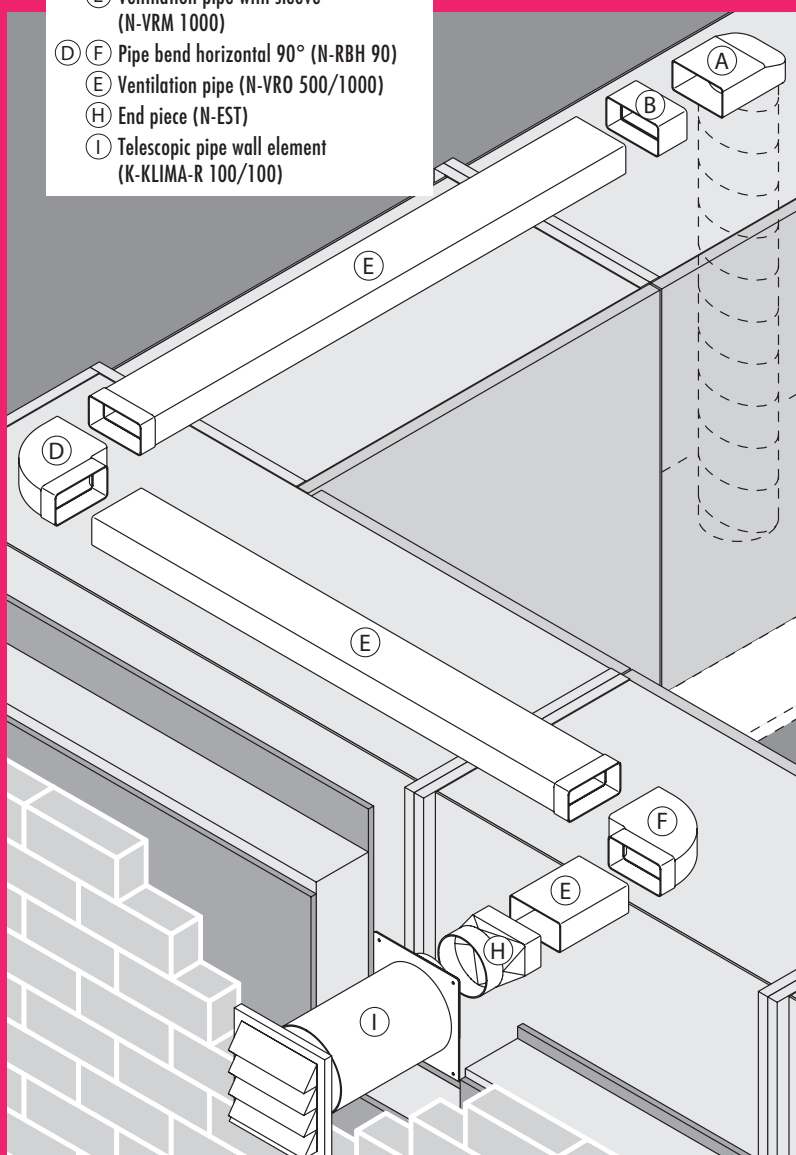
COMPAIR® norm System Ø 100

The range for a
good indoor climate



Fitting example

- Ⓐ Deflector 90° with flexi-hose and 2 hose clips (N-URX 500/1000) for Ø 100 hood connection
- Ⓑ Pipe connector (N-RVB)
- Ⓔ Ventilation pipe with sleeve (N-VRM 1000)
- Ⓓ Ⓕ Pipe bend horizontal 90° (N-RBH 90)
- Ⓔ Ventilation pipe (N-VRO 500/1000)
- Ⓗ End piece (N-EST)
- Ⓘ Telescopic pipe wall element (K-KLIMA-R 100/100)



 Air duct and accessories	Page 89–91
 Wall conducts	Page 91
 External blinds	Page 91

COMPAIR® norm

System Ø 100

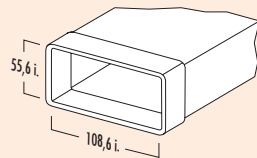
**Flexible system solutions
remove your kitchen vapours**

COMPAIR® norm basic parts are the right choice for many standard solutions for perfect waste and fresh air installations.

All system parts may be interconnected by simple plug connection technology.

If 10 or more are ordered, sets may be assembled individually according to your wishes.

	N-VRM 100 ventilation pipe with sleeve white 1000 mm 4011005		N-EST 100 end piece white 4011023
	N-RVB 100 pipe connector white 4011010		K-Jal 100 external blind white 4011076
	N-UR 8 system 100 deflector 90° white 4011002		K-Klima-R 100/100 wall conduct white 4011079
	N-URX 100 deflector 90° with flexi-hose white 500 mm 4011021 white 1000 mm 4011022		N-PXO 102 flexi-hose round white Ø 102 4013003
	N-RBH 100 pipe bend horizontal 90° white 4011011		A-PXO 102 alu. flexi-hose round alu Ø 102 4013005
	N-RBV 100 pipe bend vertical 90° white 4011012		Hose clamp 102 alu. coloured, Ø 102 4011038

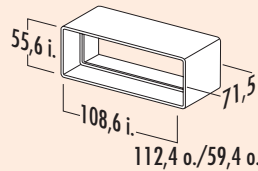


N-VRM 100 ventilation pipe with sleeve

With integrated sleeve.

4011005 white, L 1000 mm

€ 18.70

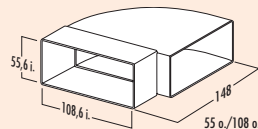


N-RVB 100 pipe connector

For straight ventilation pipes.
– length 71.5 mm

4011010 white

€ 5.62

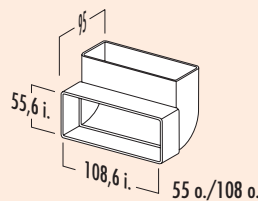


N-RBH 100 pipe bend horizontal 90°

With sleeve integrated on one side.

4011011 white

€ 14.92

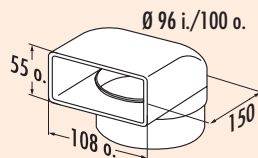


N-RBV 100 pipe bend vertical 90°

With sleeve integrated on one side.

4011012 white

€ 15.01

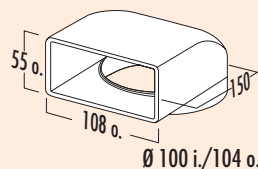


N-UR 8 system 100 deflector 90°

With 80 mm pipe connector for connection to round pipe or flexi-duct.

4011002 white

€ 17.21



N-UR 100 deflector 90°

For direct hood connection, with condensing water block.

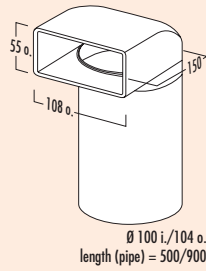
4011003 white

€ 14.39

COMPAIR[®] norm (System Ø 100)

Order no. Description

per piece excl. VAT



N-UR 100 deflector 90° with round pipe

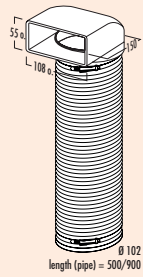
With guide vanes and round pipe.

To achieve optimum flow performance, always use the deflectors with round pipe.

Only use the deflectors with hose (N-URX) in exceptional cases, if no other engineering option exists.

4011014 L 500 mm, white € 27.73

4011015 L 900 mm, white € 34.23

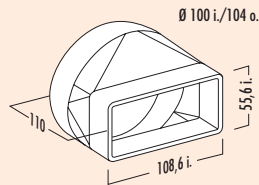


N-URX 100 deflector 90° with flexi-duct

With flexi-duct 500 mm/1000 mm and 2 hose clips.

4011021 L 500 mm, white € 33.89

4011022 L 1000 mm, white € 41.04



N-EST 100 end piece

With integrated sleeve for direct transition from flat to round (wall penetration).

4011023 white € 21.51




100 wall connector 1

For use in chimney shafts. For connection to round pipe.

- with backpressure shutter
- hose/pipe connector Ø 100 mm

4010500 white € 27.21

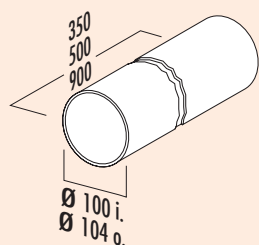


Flat duct mount 100

For secure mounting of freely routed ducts and hoses on walls/ceilings.



4011045 stainless steel € 7.82



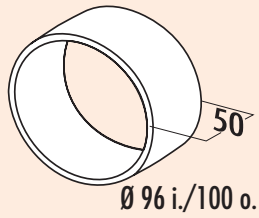
Round pipe 100

– round pipe Ø 100 mm

4011018 L 350 mm, white € 8.61

4011019 L 500 mm, white € 10.80

4011020 L 900 mm, white € 18.87

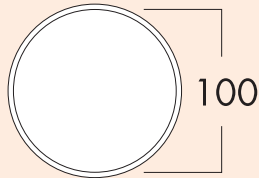


N-VBS 100 round pipe connector

- hose/pipe connector Ø 100 mm
- length 50 mm

4011027 white

€ 5.70



K-Klima-R 100/100 wall conduct

- Incl. backpressure shutter, telescopic pipe and external blind.
- round pipe 350 mm long
 - pipe connector Ø 100 mm
 - connector depth 24 mm
 - installation depth 420–620 mm, can be shortened to 100 mm
 - wall penetration Ø about 103 mm

4011079 white

€ 53.28

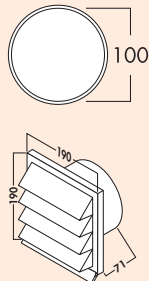


E-Jal 100 external blind

- 190 x 190 mm, with backpressure shutter for connection to round pipe.
- Ø 100 mm
 - connector depth 145 mm

4022010 stainless steel

€ 152.72



K-Jal 100 external blind

- 190 x 190 mm, with backpressure shutter for connection to round pipes.
- Ø 100 mm
 - connector depth 71 mm


4011076 white

€ 14.39

COMPAIR[®] norm (System Ø 100)

Order no. Description

per piece excl. VAT



COMPAIR®

Accessories (all systemes)

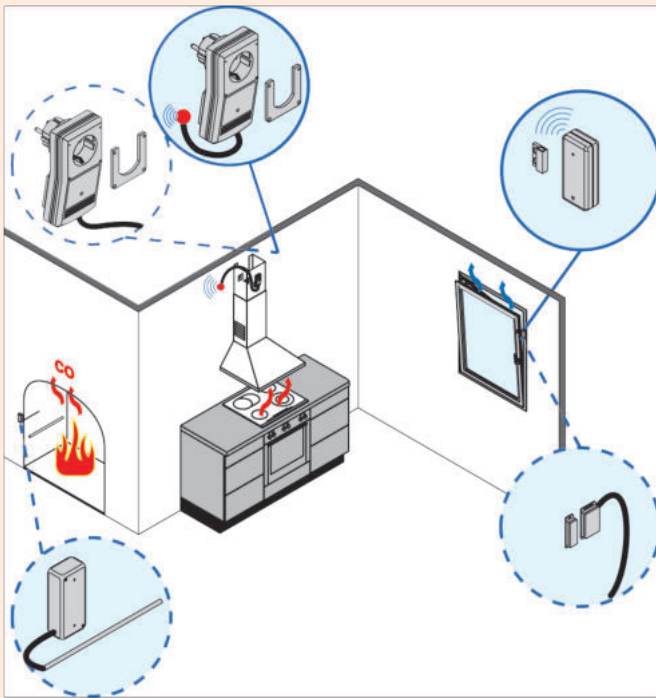
Problem-free connection

COMPAIR® hoses in aluminium or wire/tissue version are especially, useful in case of difficult and close space conditions due to their highly flexible properties.

High range COMPAIR® quality also ensures perfect fit on all fixed round and flat duct systems.



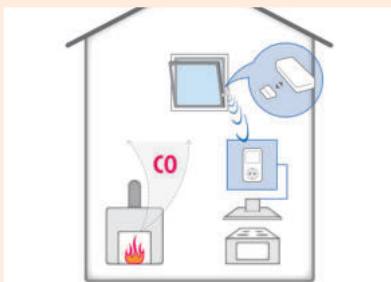
Window contact switch	Page 94–95
Wireless temperature sensor	Page 95
Window contact switch for hob extractors	Page 96
Silencer	Page 97
Duct tape	Page 97
GREENflow cold shrink tape	Page 98
Textile adhesive tape	Page 98
Backpressure shutter	Page 98
Round fresh air grid	Page 98
Ventilation duct casing	Page 99
Flexi-hoses	Page 100–101
Hose clamp	Page 102



Window contact switch wireless system

With external antennae. Whenever an extractor unit – such as an extractor hood – and an open fireplace – such as a stove – are operated simultaneously, with the windows closed there is the risk of fatal carbon monoxide poisoning. To prevent this hazard, in the firing ordinance M-FeuVO, the legislator prescribes that in case of simultaneous operation of a fireplace dependent on ambient air and an extractor unit, it has to be insured that no dangerous negative pressure occurs and a sufficient amount of outdoor air is able to flow in – for example through an open window or a ventilation flap. Using a window contact switch queries if the window is open, to ensure the supply of fresh air.

To guarantee safe functioning even under difficult reception conditions, the proven model of the window contact switch has been extended with an external antenna. **A typical application of the window contact switch with external antenna is the installation of the receiver unit of the exhaust switch for exhaust hoods with stainless steel flue casing.** This metal casing largely shields the internal antenna of the radio-controlled switch unit so the signals from the radio transmitter can only be received to a limited extent or not at all. Here the external antenna offers a remedy! It is mounted on the wall or ceiling next to the metal casing at a distance of 100 mm and guarantees unimpeded reception of the control signals. A 100 cm long antenna cable connects the external antenna to the exhaust switch unit.



Window contact switch radio system

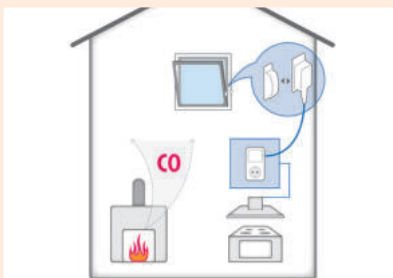


Safety switch with **wireless radio transmission via an external antennae** for application under difficult reception circumstances, such as installation behind stainless steel casing. Ready to plug with transmitter and receiver, including installation material and batteries (long life, low energy consumption).

– switching capacity up to 1150 W (5 A)

7051001 with external antenna, white

€ 380.04



Window contact switch cable system

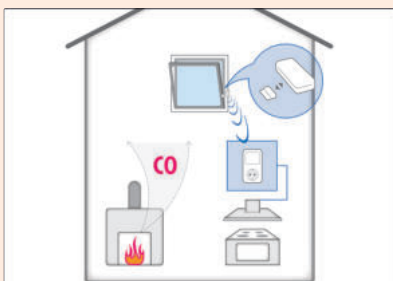
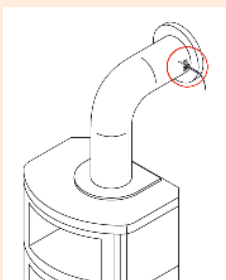



Safety switch with cable breakage monitoring and re-plugging safeguard. Ready to plug in with 6 m sensor cable, incl. mounting material. No batteries required.

- switching capacity up to 1400 W (6 A)

7051004 white

€ 172.91



Wireless temperature sensor

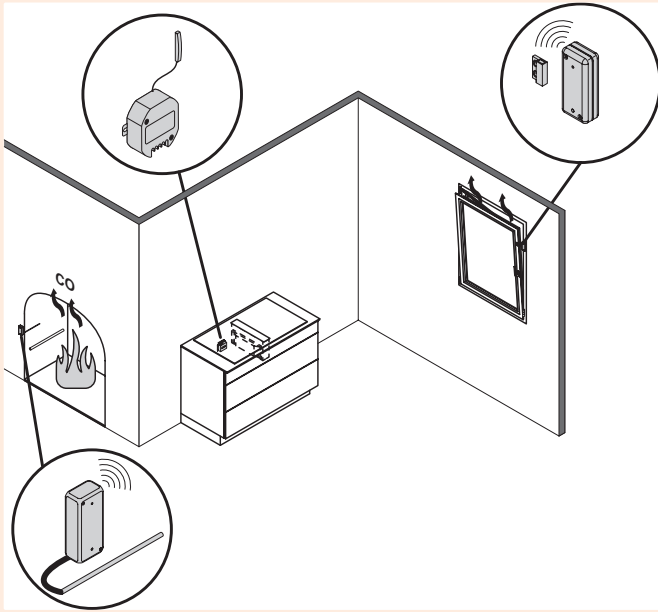


The wireless temperature sensor is integrated into the radio system of the window contact switch. Here, the temperature of the operating state of the fireplace is monitored. The window only needs to be opened with the fireplace in operation while the hood is active. Thus, the strict coupling of the active hood and open window is not necessary. The temperature sensor is suitable for installation in closed and dry living areas.

- model PT 1000
- Ø 5 mm
- length 100 mm
- temperature range -50–500 °C
- sensor cable 2000 mm, up to 450 °C
- the wireless temperature sensor (7051005) can be combined with the wireless switch 7051001 or 7051002

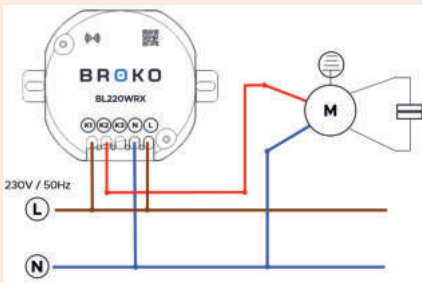
7051005 white

€ 258.48



Window contact switch for hob extractors

With the window contact switch for downdraft and hob extractors, an exhaust system can only be used when the window is opened and the required air supply can flow into the room. A transmitter installed at the window casement monitors whether the window is open or closed, and transmits this information by radio to the built-in receiver. This only releases the electricity supply when the window is tilted or opened.



Window contact switch for hob extractors



Safety switch **with wireless radio transmission for cooker hoods** with a fixed wired power connection (without a factory-fitted Schuko plug), such as hob extractors, downdraft ventilation or island hoods. Equipped with an external antenna for use even in difficult reception conditions, such as when mounted behind a metal or stainless steel panel. Installation in the extractor system is carried out via the power supply line (phase conductor), via a potential-free switch contact (if factory-fitted), or via the phase conductor of the fan motor (only possible with an AC motor!). **ATTENTION:** this requires intervention in the electrical system of the extractor system!

Please observe the warranty/guarantee conditions of the hood manufacturer. Complete system with transmitter and receiver, including mounting materials and batteries (long service life, low energy consumption).

- switching capacity up to 1449 W (6.3 A)
- radio link monitoring
- battery monitoring
- relay contact 5 A normally open (potential-free)
- installation in extractor hood (motor supply line)
- tested in accordance with EU Directives 2014/53/EU (RED), 2014/35/EU and 2014/30/EU
- when installed in a conventional extractor hood, the lighting can be switched on even when the fan motor is off.

Note on use in combination with BLDC motors:

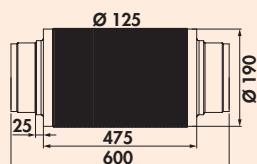
Some extractor hoods, downdraft extractors and ventilation systems are equipped with what is known as a BLDC motor. When using the third phase (phases one and two are used for the hob), this can be switched separately. A suitable connection is often already provided by the appliance industry – and can be used for the wireless radio switch.

For conventional single-phase AC motors, we recommend 7051001.

Please refer to the installation instructions at www.naber.com!

7051012 with external antenna, white

€ 493.59

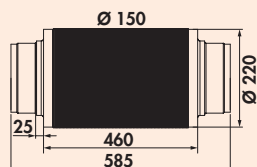



Silencer 125

Extremely sturdy design through use of thick aluminium tube. 25 mm³ glass wool insert reduces noise up to 22 dB depending on frequency, acc. DIN 4102 non-flammable (A1).
– connection to plastic round pipe

4033034 Ø 125 mm, L 475 MM

€ 85.75

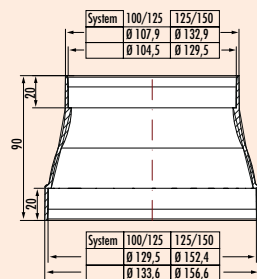


Silencer 150

Extremely sturdy design through use of thick aluminium tube. 25 mm³ glass wool insert reduces noise up to 22 dB depending on frequency, acc. DIN 4102 non-flammable (A1).
– connection to plastic round pipe

4043029 Ø 150 mm, L 460 mm

€ 89.52



RDZ flow reducer

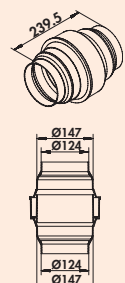
For connecting Ø 125 mm round pipe to Ø 100 mm or Ø 150 mm round pipe to Ø 125 mm. Reversible installation possible. Flow-optimised design by avoiding sharp edges that stall the flow.

4011048 Ø 125/150 mm, white

€ 14.21

4011049 Ø 100/125 mm, white

€ 11.76



KDA 150 condensing water separator

Prevents return flow of condensing water to the hood in case of vertical waste air routing. Flow-optimised design by avoiding sharp edges that stall the flow. Two-sided connection of hoses and pipes to Ø 125 mm and Ø 150 mm possible. When connected to Ø 150 mm, the Ø-125 section has to be separated at the cutting line provided.

4051030 light grey

€ 30.71



N-KLEB PVC duct tape

For secure connection of hoses to system parts.
– width 50 mm
– length 10 m = 1 roll

4021128 white

€ 9.31



GREENflow cold shrink tape

- Adhesive tape for sealing air ducts.
- self-vulcanising adhesive tape
 - for internal use
 - suitable for irregular surfaces
 - high resistance to humidity and temperature changes
 - 15 m x 50 mm (L x W)

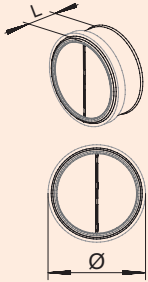
4043077 L 15 m € 43.01



Textile adhesive tape

- high adhesive strength
- moisture-repellent
- cold- and heat-resistant
- solvent-free
- 50 m x 50 mm (L x W)

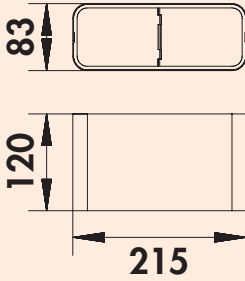
4021124 white, L 50 m € 73.47



Backpressure shutter round

- Not suitable for installing a vertical pipe.
- zinc-coated

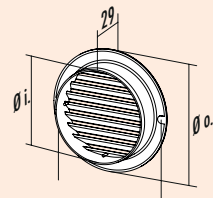
4011026 Ø 100 mm, L 43 mm € 38.70
4021104 Ø 125 mm, L 49 mm € 40.29
4043030 Ø 150 mm, L 62 mm € 52.22



Backflow trap angular

- For insertion into ventilation pipe F-VRO (4043001).
 Not suitable for installation in a vertical pipe.
- depth 120 mm

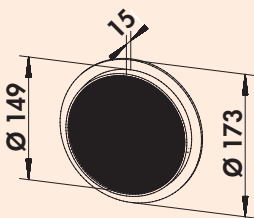
4043034 stainless steel € 108.83



T-ZULRG round fresh air grid

- For outside and inside.
- white
 - connector depth 25 mm for secure pipe/hose assembly
 - incl. inserted fly screen

4021147 d1 = 99 mm, d2 = 128 mm € 11.24
4021148 d1 = 124 mm, d2 = 160 mm € 11.41
4041015 d1 = 149 mm, d2 = 200 mm € 13.52



M-ZULRG round fresh air grid

- For outside and inside.
- made of high-quality aluminium
 - white
 - connector depth 15 mm
 - incl. inserted fly screen

4043082 d1 = 149 mm, d2 = 173 mm € 23.26



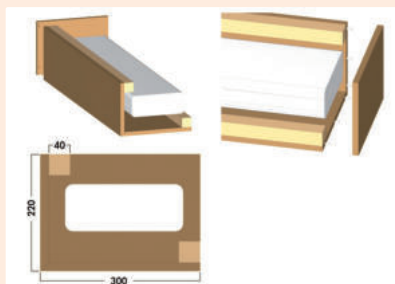
COMPAIR® ventilation duct casing wall solution

With the COMPAIR® ventilation duct casing, form and function are at your command! The chipboard casing can be individually decorated using paint or wall-paper for more harmonious integration as a wall or island hood in any modern kitchen. An additional benefit is provided by the use of lighting in the COMPAIR® ventilation duct casing, putting the working area of your kitchen in the right light.

Exhaust air routing to the right/left to the outside wall, or for aesthetic reasons over the entire wall length. The rectangular bar is mounted on the wall and ceiling. Then the L-panel can be attached.

The casing has a height of 220 mm and is therefore also able to accommodate a round duct with unproblematic transition to a wall conduct. For individual adjustment, the casing is simply reduced in height, or shortened.

For all COMPAIR® systems.




COMPAIR® ventilation duct casing wall solution

The casing is made of 16 mm thick chipboard, bonded and equipped with dowel holes on both sides. Each 1,000 mm part includes a dowelled end piece, which enables series construction (**endless system**).

- for all COMPAIR® systems
- height 220 mm
- width 300 mm
- length 1,000 mm including end cap

4041010 L-shape

€ 109.79



H-PXO flexi-duct	
For direct hood connection in narrow flues of extractor hoods. Flow-optimised.	
– wire core with spring-back property produces gentle bending radii	
– flame retardant B1 (tested according to DIN EN 13501: Bs2, d0)	
– grey	
4023025	Ø 152 mm, L 1000 mm € 62.05
4023026	Ø 152 mm, L 3000 mm € 174.66




N-PXO flexi-duct round	
PVC coated steel spiral.	
– white	
4013004	Ø 102 mm, L 1000 mm € 12.90
4013002	Ø 102 mm, L 3000 mm € 32.21
4013003	Ø 102 mm, L 6000 mm € 56.79
4023008	Ø 127 mm, L 1000 mm € 17.46
4023003	Ø 127 mm, L 3000 mm € 47.22
4023002	Ø 127 mm, L 6000 mm € 76.54
4023009	Ø 152 mm, L 1000 mm € 18.78
4023005	Ø 152 mm, L 3000 mm € 47.30
4023004	Ø 152 mm, L 6000 mm € 86.29



ST-PXO fully flexible hose	
With greater hose wall thickness.	
– white	
4023019	Ø 127 mm, L 1000 mm € 27.03
4023020	Ø 127 mm, L 3000 mm € 67.67
4023010	Ø 127 mm, L 6000 mm € 84.07
4023021	Ø 152 mm, L 1000 mm € 28.88
4023022	Ø 152 mm, L 3000 mm € 73.03
4023011	Ø 152 mm, L 6000 mm € 89.52



G-PXO fully flexible tissue hose	
– length 6000 mm	
– grey	
4023015	Ø 152 mm € 146.58



A-PXO aluminium flexi-duct round

- single layer coiled aluminium
- due to the folded seam, high airtightness and flexibility are achieved
- extendable to 3000 mm


4013005	Ø 102 mm, compressed length 400 mm	€ 45.38
4023006	Ø 127 mm, compressed length 400 mm	€ 48.89
4023007	Ø 152 mm, compressed length 400 mm	€ 73.55
4023023	Ø 180 mm, compressed length 800 mm	€ 113.21
4023024	Ø 203 mm, compressed length 800 mm	€ 122.88



F-NFRS flexi-duct

PVC coated steel spiral with great wall thickness, heavy-duty version. For COMPAIR® flow 150, 222 x 89 mm.
– white

4040065	L 500 mm	€ 20.10
4040066	L 750 mm	€ 28.35
4043020	L 3000 mm	€ 100.93



GREENflow flexi-duct

- flame retardant B1 (tested according to DIN EN 13501: Bs2, d0)
- wire core with spring-back property produces gentle bending radii (flow-optimised)
- 227 x 94 mm
- optimised for connection to GREENflow filter box
- silver
- **Pay attention to the even-walled, tight laying of the flexi duct!**

4043093	L 1000 mm	€ 80.66
4043096	L 500 mm	€ 42.13



MF-NFRS flexi-duct

PVC coated steel spiral with great wall thickness, heavy-duty version. For COMPAIR® flow 125, 169 x 77 mm.
– white

4033020	L 3000 mm	€ 98.30
---------	-----------	---------



T-NFRS flexi-duct

PVC coated rectangular spiral hose with great wall thickness, heavy-duty version. For COMPAIR® top, Ø 125 flat, 220 x 56 mm.
– white

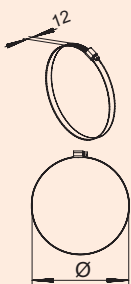
4020003	L 500 mm	€ 17.72
4023001	L 3000 mm	€ 87.68



N-NFRS flexi-duct

PVC coated steel spiral with great wall thickness, heavy-duty version. For COMPAIR® norm, Ø 100, 108 x 55 mm.
– white

4013001	L 3000 mm	€ 78.55
---------	-----------	---------



Hose clamp

Clip made of galvanized steel wire.
 – aluminium coloured
 – 12 mm bandwidth

4011038	Ø 102, nominal width 90–110 mm	€ 5.09
4021132	Ø 127, nominal width 120–140 mm	€ 6.39
4021133	Ø 152, nominal width 140–160 mm	€ 6.40

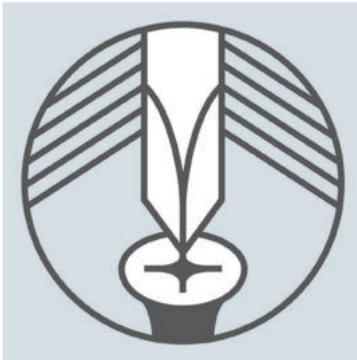
MONTEC®

Installation
material



Fitting
materials

Precision



Always exactly the right solution for sink or faucet connections, electrical installation, pipe and line connections: MONTEC® has everything you need! And, at the same time, provides important installation aids.


Professionals know: the less space there is for sanitary and electrical installation, the cleverer the design of the distribution and fastening systems has to be. This is precisely where the MONTEC® range of installation materials comes into its own. With innovative product systems such as Flex-Frame®, the conveniently integrable mounting system for base cabinet sanitary installation, e.g. for kitchen islands. Or with the ready-to-connect Water Box water distribution tool. Or the power splitter MONTEC® Energy Box for hassle-free installation of additional built-in appliances without having to lay additional sockets in the furniture body.

Particularly for the special challenges that occur "behind the scenes" when planning and assembling kitchen islands, MONTEC® has quick and secure solutions. For pipes, connections and drains, with reduced service costs and fail-safe accessories!

MONTEC®

Installation material

Tested and ideally suited



MONTEC®

Accessories for sink connection

When you want the perfect connection

Page 107–118

MONTEC®

Accessories for faucet connection

Secure connection in all situations

Page 119–130

MONTEC®

Electrical accessories

You can rely on them

Page 131–142

MONTEC®

Connecting materials

They keep their promise

Page 143–151

MONTEC®


Accessories for sink connection

When you want the perfect connection



Fitting
materials

Installation sets	Page 108–112
Odour trap	Page 112
Space saver	Page 112
Pipe odour trap	Page 112–114
Ball joint siphon	Page 113
Odour trap, flat	Page 113
Washing stand furniture siphon	Page 114
Pipe odour trap bathroom	Page 114
Siphon connection hose bathroom	Page 114
Drain fitting "Klick-Komfort"	Page 114
Flanged pipe	Page 115
Space-saving connector	Page 115
Waste bend 90°	Page 115
Adjusting pipe	Page 115
Extension pipe	Page 115
Screw connection	Page 115
Threaded hose connection	Page 116
Threaded nipple	Page 116
HT-rubber nipple	Page 116
Rubber collar for connecting pipes	Page 116
Rubber collar for bathroom connecting pipes	Page 116
HTEM drain pipe	Page 117
HTR transition pipe	Page 117
HTB bend	Page 117
HTMM double sleeve	Page 118
HTB-S bend continuously variable	Page 118
Reducer	Page 118
Lubricant	Page 118



Installation set-1

Consisting of:

- 1 x ball siphon DN 40 (1051011)
- 1 x space-saving connector (1051017)
- 1 x HTB bend, DN 40/87.5° (1053014)
- 1 x HTEM drain pipe, DN 40, 250 mm long (1053002)
- 1 x HTR transition piece, DN 40/50 (1053031)
- 2 x stainless steel hoses with screw caps (5031028)
- 1 x connecting cable, 5 x 2.5 mm², 2000 mm long (7012004)

When purchasing 20 sets, these may be compiled individually.

1051022 set 8-part

€ 80.83



Installation set-1A

Consisting of:

- 1 x pipe odour trap DN 40 (1051003)
- 1 x space-saving connector (1051017)
- 1 x HTB bend, DN 40/87.5° (1053014)
- 1 x HTEM drain pipe, DN 40, 250 mm long (1053002)
- 1 x HTR transition piece, DN 40/50 (1053031)
- 2 x stainless steel hoses with screw caps (5031028)
- 1 x connecting cable, 5 x 2.5 mm², 2000 mm long (7012004)

When purchasing 20 sets, these may be compiled individually.

1050022 set 8-part

€ 76.60



Installation set-8

Consisting of:

- 1 x ball siphon DN 50 (1051012)
- 1 x space-saving connector (1051017)
- 1 x HTB bend, DN 50/87.5° (1053020)
- 1 x HTEM drain pipe, DN 50, 250 mm long (1053006)
- 2 x stainless steel hoses with screw caps (5031028)
- 1 x connecting cable, 5 x 2.5 mm², 2000 mm long (7012004)

When purchasing 20 sets, these may be compiled individually.

1051072 set 7-part

€ 79.17



Installation set-8A

Consisting of:

- 1 x pipe odour trap DN 50 (1051004)
- 1 x space-saving connector (1051017)
- 1 x HTB bend, DN 50/87.5° (1053020)
- 1 x HTEM drain pipe, DN 50, 250 mm long (1053006)
- 2 x stainless steel hoses with screw caps (5031028)
- 1 x connecting cable, 5 x 2.5 mm², 2000 mm long (7012004)

When purchasing 20 sets, these may be compiled individually.

1050072 set 7-part

€ 75.00



Installation set-2

Consisting of:

- 1 x odour trap (1052007)
- 1 x space-saving connector (1051017)
- 2 x stainless steel hoses 500 mm (5031028)
- 1 x connecting cable, 5 x 2.5 mm², 2000 mm long (7012004)

When purchasing 20 sets, these may be compiled individually.

1050028 set 5-part

€ 70.13



Installation set-3

Consisting of:

- 1 x ball siphon DN 40 (1051011)
- 1 x space-saving connector (1051017)
- 1 x HTB bend, DN 40/87.5° (1053014)
- 1 x HTEM drain pipe, DN 40, 250 mm long (1053002)
- 1 x HTR transition piece, DN 40/50 (1053031)
- 2 x stainless steel hoses with screw caps (5031028)
- 1 x connecting cable, 5 x 2.5 mm², 2000 mm long (7012004)
- 1 x triple power strip (7011099)
- 1 x hose clip 12 mm (4011044)

When purchasing 20 sets, these may be compiled individually.

1051063 set 10-part

€ 104.12



Installation set-3A

Consisting of:

- 1 x pipe odour trap DN 40 (1051003)
- 1 x space-saving connector (1051017)
- 1 x HTB bend, DN 40/87.5° (1053014)
- 1 x HTEM drain pipe, DN 40, 250 mm long (1053002)
- 1 x HTR transition piece, DN 40/50 (1053031)
- 2 x stainless steel hoses with screw caps (5031028)
- 1 x connecting cable, 5 x 2.5 mm², 2000 mm long (7012004)
- 1 x triple power strip (7011099)
- 1 x hose clip 12 mm (4011044)

When purchasing 20 sets, these may be compiled individually.

1050063 set 10-part

€ 99.77



Installation set-4

Consisting of:

- 1 x ball siphon DN 40 (1051011)
- 1 x space-saving connector (1051017)
- 1 x HTB bend, DN 40/87.5° (1053014)
- 1 x HTEM drain pipe, DN 40, 250 mm long (1053002)
- 1 x HTR transition piece, DN 40/50 (1053031)
- 2 x stainless steel hoses with screw caps (5031028)
- 1 x connecting cable, 5 x 2.5 mm², 2000 mm long (7012004)
- 1 x triple power strip (7011099)
- 1 x connecting cable 3000 mm (7011045)
- 1 x outlet valve (5031009)
- 1 x hose clip 12 mm (4011044)

When purchasing 20 sets, these may be compiled individually.

1051064 set 12-part

€ 173.20



Installation set-4A


Consisting of:

- 1 x pipe odour trap DN 40 (1051003)
- 1 x space-saving connector (1051017)
- 1 x HTB bend, DN 40/87.5° (1053014)
- 1 x HTEM drain pipe, DN 40, 250 mm long (1053002)
- 1 x HTR transition piece, DN 40/50 (1053031)
- 2 x stainless steel hoses with screw caps (5031028)
- 1 x connecting cable, 5 x 2.5 mm², 2000 mm long (7012004)
- 1 x triple power strip (7011099)
- 1 x connecting cable 3000 mm (7011045)
- 1 x outlet valve (5031009)
- 1 x hose clip 12 mm (4011044)

When purchasing 20 sets, these may be compiled individually.

1050064 set 12-part

€ 169.13



Installation set-5


Consisting of:

- 1 x ball siphon DN 40 (1051011)
- 1 x space-saving connector (1051017)
- 1 x HTB bend, DN 40/87.5° (1053014)
- 1 x HTEM drain pipe, DN 40, 250 mm long (1053002)
- 1 x HTR transition piece, DN 40/50 (1053031)
- 2 x stainless steel hoses with screw caps (5031028)

When purchasing 20 sets, these may be compiled individually.

1051014 set 7-part

€ 64.19



Installation set-5A

Consisting of:

- 1 x pipe odour trap DN 40 (1051003)
- 1 x space-saving connector (1051017)
- 1 x HTB bend, DN 40/87.5° (1053014)
- 1 x HTEM drain pipe, DN 40, 250 mm long (1053002)
- 1 x HTR transition piece, DN 40/50 (1053031)
- 2 x stainless steel hoses with screw caps (5031028)

When purchasing 20 sets, these may be compiled individually.

1050014 set 7-part

€ 59.96



Installation set-6

For the washing machine connection.

Consisting of:

- 1 x reinforced hose 2000 mm (5031113)
- 1 x drain hose 1500 mm (5031109)
- 2 x hose connecting tube brass (5031114)
- 1 x hose clamp, 9 mm, Ø 12-22 mm (4011043)
- 1 x hose clamp, 9 mm, Ø 20-32 mm (4011044)

For orders of 20 sets, these can be put together individually.

5030010 set 6-part

€ 70.31



Installation set-7

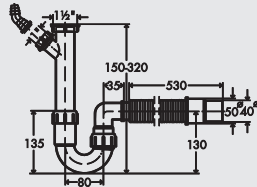
For washing machine. Connection extensions.

Consisting of:

- 1 x reinforced hose 2000 mm (5031113)
- 1 x drain hose 2500 mm (5031110)
- 1 x hose connection tube in plastic (5031111)
- 2 x hose clamp, 9 mm, Ø 20-32 mm (4011044)

On orders of 20 sets or more these can also be put together individually.

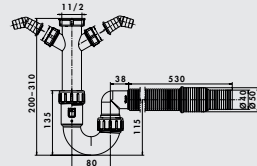
5030013	set 5-part	€ 66.71
---------	------------	---------



Odour trap 1, flexible

The flexible connection of this standard siphon solves almost any plumbing problem. With additional waste water hose connection for dishwasher or washing machine. Drain hose may be shortened.

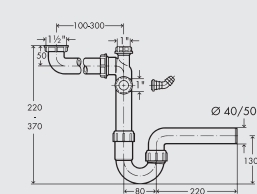
1052007	Connecting sleeve Ø 40/50 mm	€ 14.48
---------	------------------------------	---------



Odour trap 2, flexible

The flexible connection of this standard siphon solves almost any plumbing problem. With two appliance connections for a dishwasher or washing machine. Drain hose may be shortened.

1051161	Connecting sleeve Ø 40/50 mm	€ 15.45
---------	------------------------------	---------

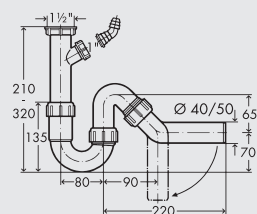


Space saver

Space saver without drain and spillover fittings. With additional waste water hose connection for dishwasher or washing machine.

— tested as per DIN EN274

1051001	1 1/2" x Ø 40 mm	€ 22.38
1051002	1 1/2" x Ø 50 mm	€ 22.38

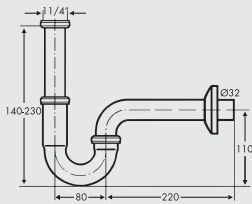


Pipe odour trap 1

The drain pipe may be swivelled by 90° and enables more variable routing of the drain pipe. With additional waste water hose connection for dishwasher or washing machine.

— tested as per DIN EN274

1051003	1 1/2" x Ø 40 mm	€ 13.52
1051004	1 1/2" x Ø 50 mm	€ 13.52

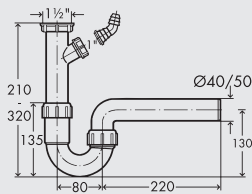


Pipe odour trap 4

Chrome-plated pipe odour trap for washing stands with greater adjusting range.

— tested as per DIN EN274

1051029	1 1/4" x 1 1/4"	€ 37.04
---------	-----------------	---------

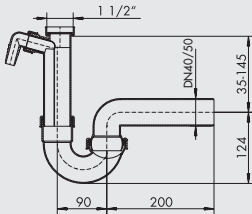


Pipe odour trap 2

For sinks with a level drain. With additional waste water hose connection for dishwasher or washing machine.

— tested as per DIN EN274

1051024	1 1/2" x Ø 50 mm	€ 10.71
1051023	1 1/2" x Ø 40 mm	€ 10.71

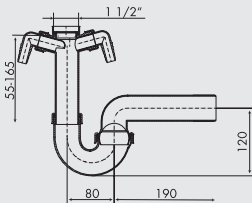


Ball joint siphon 1

The drain is variable in height and depth due to a ball joint and may therefore be optimally connected to the drain pipe connections even in close spaces. With additional waste water hose connection for dishwasher or washing machine.

— tested as per DIN EN274

1051011	1 1/2" x Ø 40 mm	€ 16.41
1051012	1 1/2" x Ø 50 mm	€ 16.41

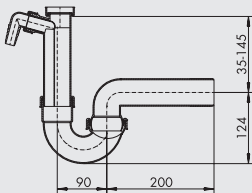


Ball joint siphon 2

The drain is variable in height and depth due to a ball joint and may therefore be optimally connected to the drain pipe connections even in close spaces. 2 additional angular spouts for waste water connection of a dishwasher and a washing machine.

— tested as per DIN EN274

1051019	1 1/2" x Ø 50 mm	€ 25.10
1050011	1 1/2" x Ø 40 mm	€ 21.68

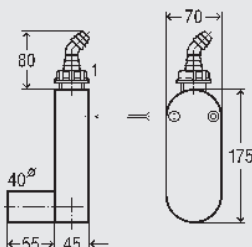


Ball joint siphon 3 super silent

The drain is variable in height and depth due to a ball joint and may therefore be optimally connected to the drain pipe connections even in close spaces. Additionally with a separate chamber for the waste water from the dishwasher or the washing machine, making it super-quiet.

— tested as per DIN EN274

1051013	1 1/2" x Ø 50 mm	€ 21.41
---------	------------------	---------

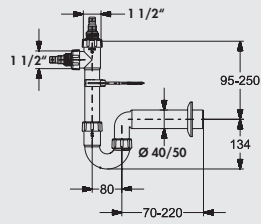


Odour trap, flat

For the drain hose of washing machines or dishwashers.

- wall mounting
- drain pipe horizontal
- fixing screws
- hose connection 45°
- tested according to DIN 19541

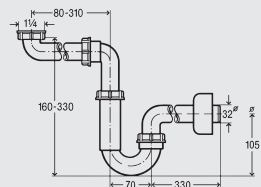
1051065	DN 40 white	€ 56.70
---------	-------------	---------



Pipe odour trap 5

For the drain hose of washing machines or dishwashers. With wall bracket (bracket, hanger bolt and pivot nut). Seals and rosette. Colour white.
 – tested according to EN274

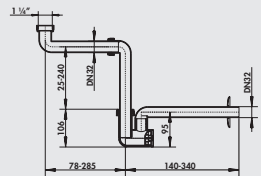

1051066	1 1/2" x Ø 40 mm	€ 12.64
1051067	1 1/2" x Ø 50 mm	€ 12.64



Pipe odour trap

For basins and bidets. Space saving.
 – tested according to EN274
 – 1 1/4" x DN 32

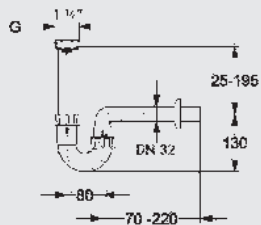
1051059	white	€ 43.71
---------	-------	---------



Washing stand furniture siphon

Extremely space-saving thanks to continuously adjustable rotating joints, especially for washing stand substructures and wheelchair accessible washing stands, with pull-out cleaning insert rosette.
 – material polypropylene, highly impact resistant
 – tested as per DIN EN274
 – 1 1/4" x DN 32

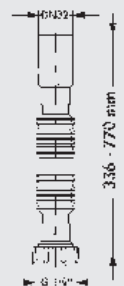
1051052	white	€ 68.73
---------	-------	---------



Pipe odour trap bathroom

Incl. drain pipe 240 mm long and height-adjustable immersion tube. Seals and rosette.
 – 1 1/4" x DN 32
 – tested as per DIN EN274

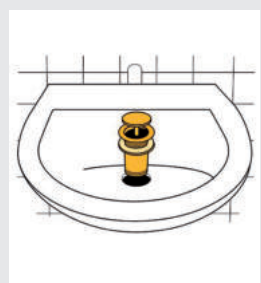
1051026	white	€ 10.96
---------	-------	---------



Siphon connection hose bathroom

– flexible and extendable as required
 – 1 1/4"

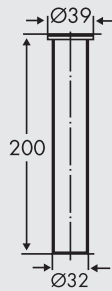
1051071	white	€ 6.50
---------	-------	--------



Drain fitting "Klick-Komfort"

– chrome plated brass
 – suitable for basins
 – closure Ø 63 mm
 – 1 1/4"

1051069	without overflow, L 50 mm	€ 47.92
1051070	with overflow, L 70 mm	€ 58.45

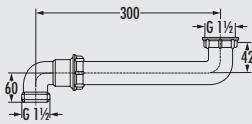


Flanged pipe, straight

– 32 x 200 mm (Ø x L)

1051038 chrome

€ 10.36



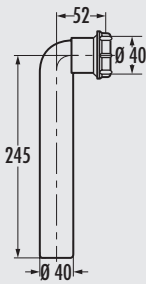
Space-saving connector

This fitting part enables movement of the siphon to the often unused space near the wall of the floor cupboard and under the sink and therefore saves space.

– threaded joint 1 1/2"

1051017 white

€ 5.88

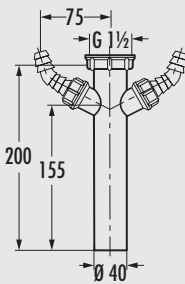


Waste bend 90°

With screw cap.
– 40 x 245 mm (Ø x L)

1051010 white

€ 8.95



Adjusting pipe

With two threaded hose joints for connection of drain hoses of washing machines or dishwashers.

– L 200 mm
– 1 1/2"
– Ø 40 mm

1051018 white

€ 8.69



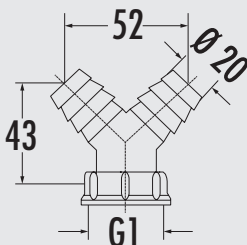
Extension pipe

With screw cap.

– L 250 mm
– 1 1/2"
– Ø 40 mm

1051020 white

€ 5.62



Screw connection

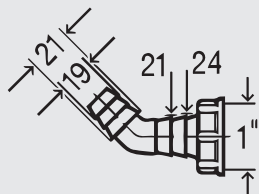
For connecting the washing machine or dishwasher drain hose – with double nozzle.

– version plastic, flat gasket
– thread 1
– for hose i. dia. 3/4", 19 mm

1051021 white

€ 4.57

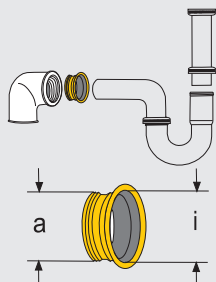
Fitting materials



Threaded hose connection

- 45°
- plastic Ø 20-24 mm
- for waste water hose connection

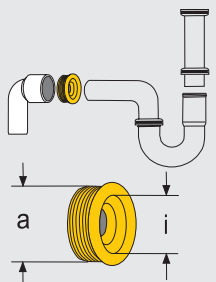
1051062	white	€ 2.11
---------	-------	--------



Threaded nipple

Black. Drain connector for chrome-plated brass and plastic siphons. For connecting to iron pipes.

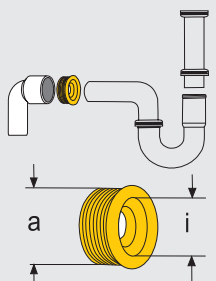
1051045	for 1 1/2" x 32 mm, o 47 mm, i 30.5 mm	€ 1.93
1051056	for 2" x 40 mm, o 58 mm, i 39 mm	€ 3.87



HT rubber nipple

Black. Nipple suitable for straight transition nozzles, siphon angles and HT-pipe. The outside diameter is decisive for sleeves and pipe diameters.

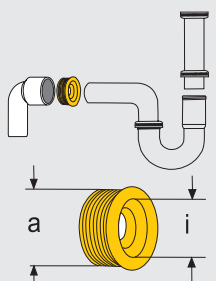
1051043	for 1 1/2", DN 40-50, o 54 mm, i 33 mm	€ 3.25
1051057	for 2", DN 50, o 68 mm, i 42 mm	€ 3.25



Rubber collar for connecting pipes

Black. Collar suitable for most siphon connections, especially for direct connection in roller cage sleeves for PVC connecting pipes, without using transition pieces.

1051053	for 1 1/2", DN 40-60, o 59 mm, i 33 mm	€ 3.33
1053030	for 1 1/2", DN 40-50, o 50 mm, i 36 mm	€ 3.77



Rubber collar for bathroom connection pipes

Black. Collar suitable for most connecting bends, especially for direct connection to siphons.

1053032	for 1 1/4", DN 32-40, o 41 mm, i 26 mm	€ 5.00
1053033	for 1 1/4", DN 32-50, o 50 mm, i 27 mm	€ 7.12



HTEM drain pipe

Ready for assembly with one-sided plug-in sleeve and inserted rubber gasket, manufactured in PP, as per DIN 4102.

1053001	L 150, Ø 40 mm	€ 2.27
1053002	L 250, Ø 40 mm	€ 2.63
1053003	L 500, Ø 40 mm	€ 3.25
1053004	L 1000, Ø 40 mm	€ 4.82
1053005	L 150, Ø 50 mm	€ 2.81
1053006	L 250, Ø 50 mm	€ 3.33
1053007	L 500, Ø 50 mm	€ 4.57
1053008	L 1000, Ø 50 mm	€ 6.06



HTR transition pipe

With inserted rubber gasket, manufactured in PP, as per DIN 4102.

1053031	NW 50/40	€ 2.63
----------------	----------	--------



HTR transition pipe short

With inserted rubber gasket, manufactured in PP, as per DIN 4102.

1053025	NW 50/40	€ 2.63
----------------	----------	--------



HTB bend

Standardised bend piece made of PP per DIN 4102.

1053009	angle 15°, Ø 40 mm	€ 2.27
1053010	angle 30°, Ø 40 mm	€ 2.27
1053011	angle 45°, Ø 40 mm	€ 2.27
1053012	angle 67.5°, Ø 40 mm	€ 2.27
1053014	angle 87.5°, Ø 40 mm	€ 2.27
1053015	angle 15°, Ø 50 mm	€ 2.73
1053016	angle 30°, Ø 50 mm	€ 2.73
1053017	angle 45°, Ø 50 mm	€ 2.73
1053018	angle 67.5°, Ø 50 mm	€ 2.73
1053020	angle 87.5°, Ø 50 mm	€ 2.73



HTMM Double sleeve

With inserted rubber gaskets, manufactured in PP, as per DIN 4102.

1053013 Ø 50 mm € 2.38

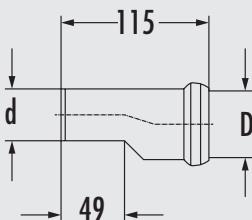
1053023 Ø 40 mm € 2.19



HTB-S bend continuously variable

Always the right angle, with just one bend, continuously variable from 0–87°.

1053028 angle 0–87°, Ø 50 mm € 5.62



Reducer

With lip seal.
– 50/40 mm

1053019 white € 3.08



Lubricant

For HT pipes.

1053022 tube 150 ml € 4.38

MONTEC®

Accessories for faucet connection

Secure connection
in all situations




Fitting
materials

Stainless steel hoses	Page 120
Water Box	Page 121–122
Flex-Frame®	Page 123–124
Corner valves	Page 125
Dirt filter Ecco 1	Page 125
Outlet valve	Page 125
Slanted device valve	Page 125
Sink duct	Page 125
Spacer disk	Page 125
Copper pipe chrome-plated	Page 126
Double screw connection	Page 126
Wall disk for copper pipe	Page 126
T-screw connection	Page 126
T-connector	Page 127
Hose burst protection	Page 127
Faucet hole plug	Page 127
Screw-in hole punch	Page 127
Aerator regulator wrench	Page 127
Pillar top wrench	Page 127
Deflector for hoses with shower head	Page 128
Adapter nipple	Page 128
Washing machine hose supply line	Page 128
Washing machine hose extension	Page 128
Hose clip	Page 128
Safety supply hose	Page 129
Drain hose	Page 129
Hose connecting tubes	Page 129
Backflow preventer nibble	Page 129
Reinforced hose	Page 129
Flow meter	Page 130

High safety

Especially pressure resistant due to close-meshed stainless steel braiding



Hygienic

due to the inliner PE-RT material

Flexible sanitary hoses

Features:

- inliner (material PE-RT) with a strong 0.6 mm wall thickness
- high stability against buckling, consistent flow guaranteed
- tested for micro-biological limits (W 270), neutral to foods and odour-free (KTW-A)
- very flexible in installation, minimal bending forces
- high pressure stability due to high-quality stainless steel mesh
- high stability against stress cracks from the inliner to the connectors
- long-term stability against oxidative degradation (aging)
- usable with long-term loading
- very good temperature change properties
- all positive mechanical properties as per worksheet W 543 DVGW certified
- assembly and connection may be carried out as part of the activities of the "furniture specialist for specified activities" Module 2 sanitary technology (TÜV Rheinland)



Stainless steel hose

Sturdy, flexible water hose. The sheath made of stainless steel mesh and anti-slip stepped shoulder on the pipe connecting piece guarantees optimum functional properties.

- 3/8" squeeze-type threaded joint
- tested as per W 270 + KTW-A

5031001	L 300 mm, pipe connection 10 mm	€ 10.01
5031002	L 500 mm, pipe connection 10 mm	€ 12.20

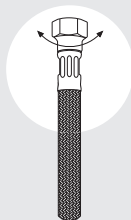


Stainless steel hose with 3/8" screw cap

Sturdy, flexible water hose. The sheath made of stainless steel mesh with 3/8" screw cap guarantees optimum functional properties.

- 3/8" squeeze-type threaded joint
- tested as per W 270 + KTW-A

5031017	L 300 mm	€ 11.14
5031018	L 500 mm	€ 14.05

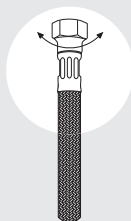


Flex-stainl. steel hose squeeze-type joint

Sturdy stainless steel mesh with rotating 3/8" squeeze-type threaded joint, therefore no hose twisting is possible (twist-free).

- tested as per W 270 + KTW-A

5031025	L 300 mm, pipe connection 10 mm	€ 12.37
5031026	L 500 mm, pipe connection 10 mm	€ 15.45
5031031	L 1000 mm, pipe connection 10 mm	€ 30.90




Flex-stainless steel hose screw cap

Sturdy stainless steel mesh with rotating 3/8" screw cap, therefore no hose twisting is possible (twist-free), with 3/8" squeeze-type threaded joint. Suitable for flexi-hose and extension of copper pipes.

- tested as per W 270 + KTW-A

5031027	L 300 mm	€ 14.48
5031028	L 500 mm	€ 18.26
5031034	L 1000 mm	€ 36.42

MONTEC[®] Water Box



Fitting
materials

The optimal solution for connecting multiple devices to the domestic water installation.

The Naber Water Box enables the simple connection of several water consumers (faucet, dishwasher, washing machine) to a supply point. This greatly facilitates the plumbing of the water connection of various appliances in the kitchen. The boiling water fittings, drinking water filters, water dispensers, fully automated coffee machines, etc. in modern kitchens are easily connected to the domestic water installation and supplied with water via the Naber Water Box.



The Naber Water Box makes the use of various angle and bonnet valves superfluous. All consumers are connected in a space-saving way to only one connection cube and centrally supplied.

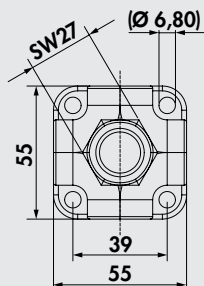
The water is supplied via a 500 mm long flexible connection hose DN 10 with a 3/8" collar nut. This connects the on-site angle valve with the Naber Water Box. The kitchen faucet, dishwasher, washing machine and other devices with a fixed water connection can simply and easily be connected to the on-site cold water angle valve via the four remaining 1/2" connections of the Naber Water Box.



When installing pressure-resistant storage water heaters, the solid brass block on the appliance safety group provides a secure hold and, thanks to the flexible installation position, ensures sufficient gradient to the drainage point of the siphon. Four mounting holes ensure good attachment to the kitchen furniture or walls.



The connection of the Water Box to an on-site angle valve may be done within the scope of the activities of the "furniture specialist for specified activities" module 2 sanitary technology (Modulreihe TÜV Rheinland Akademie www.tuv.com) in relation to kitchen or furniture assembly.



Water Box



For connecting several water consumers to one supply point.
Individual mounting position possible due to flexi-hose.

- connection 1 x 1/2" internal thread open, 3 x 1/2" internal thread closed with sealing plugs
- incl. 500 mm 3/8" flexible stainless steel hose (connections: 1/2" AG x 3/8" union nut)
- 55 x 55 x 55 mm (H x W x D)
- max. water flow rate up to 27 l/min at 3 bar
- material: brass CB 757S, DVGW certified and suitable for drinking water
- assembly and connection may be carried out as part of the activities of the "furniture specialist for specified activities" Module 2 sanitary technology (TÜV Rheinland)

5031035 chrome plated

€ 126.39

MONTEC[®]

Flex-Frame[®]

Perfect installation of all connections for kitchen islands

Kitchen islands are popular as attractive eye-catchers in the centre of spacious, high-quality living kitchens. However, there are special challenges "behind the scenes" during planning and installation. If pipes, connections and drains are positioned on the floor on site, installation is awkward and complicated.

The clearly better solution is called **MONTEC[®] Flex-Frame[®]**. With this, Naber offers a safe and quick way to fit water connections and all other components intended for installation in the base cabinet.

The basis of **Flex-Frame[®]** is a mounting frame consisting of two fixing brackets with a sliding middle piece. The fastening via slotted holes allows for continuous adjustment. On-site wall disks for the connections and drains can be firmly and effortlessly fitted. Especially convenient: this perfect and clever installation aid is flexibly adapted to the standard dimensions of kitchen base units.




Fitting
materials



Cleanly and clearly mounted: cold and hot water, sink drain, surface-mounted socket, connection for drinking water pipe (e.g. for a coffee machine with a fixed water connection or a refrigerator with an ice cube make).





Flex-Frame®

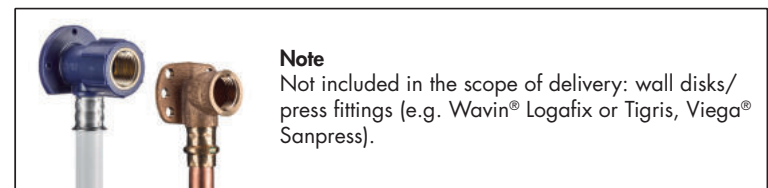
When installing water connections, the kitchen fitter normally finds pre-installed corner valves on the wall. For the water outlet, the discharge connection is usually located next to the corner valves.

If a kitchen island is planned, the situation is different. Here the pipes and waste outlets are positioned on the floor and are very difficult to reach.

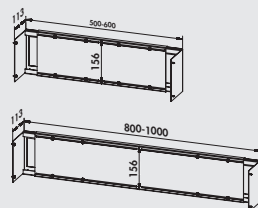
Flex-Frame® offers the fitter a neat solution. In order to cover all common widths of kitchen furniture, the product consists of two brackets each, onto which a sliding centre piece is placed. Slotted holes in the centre piece allow flexible length adjustment of the Flex-Frame® to the standard dimensions of kitchen base units. With the aid of the Flex-Frame®, an additional mounting level is created, which makes it possible to position all the components freely and safely.

Mounting position of the Flex-Frame®

Depending on the planning position of the sink cabinet, the Flex-Frame® can be mounted inside the base cabinet or outside it in the installation space behind. This provides more space in tight installation situations, e.g. for waste separation systems, water filters or under-sink devices.



Note
Not included in the scope of delivery: wall disks/press fittings (e.g. Wavin® Logafix or Tigris, Viega® Sanpress).




Flex-Frame®

Mounting frame sheet steel, white (RAL 9010), telescopic.

- for a clear mounting level in kitchen base units
- installation options for commercially available angle valves (1/2", 3/8") in connection with wall discs/press fittings for surface-mounted sockets, pipe clamps for HT-pipes, Naber Water Box, etc.
- suitable for cabinet widths 500/600 or 800/900/1000 mm (16+19 mm body thickness)
- high-quality appearance due to scratch- and impact-resistant powder coating
- easy to install due to prior fixing of the frame to the required cabinet width



5031037	for cabinet widths 500/600 mm	€ 100.06
5031038	for cabinet widths 800/900/1000 mm	€ 124.63

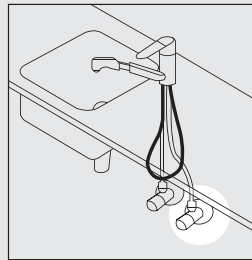


Corner valve

Connecting fitting with self-sealing installation thread, including extension, push-on collar chrome-plated.
 – tested as per DIN 3227

5031004 1/2", chrome

€ 15.62



Corner valve COMFORT

Connecting fitting with extension, push-on collar chrome-plated, high tensile brass taper, squeeze-type threaded joint with length compensation and self-sealing thread.

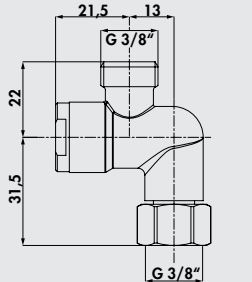
– noise classification I
 – tested as per DIN 3227

5031003 3/8", chrome

€ 20.53

5031029 1/2", chrome

€ 16.85

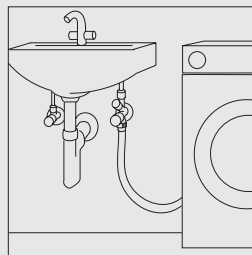


Dirt filter Ecco 1

For corner valves DN 10. With filter insert and removable screw. Protects the cartridge against ingress of dirt. For high-pressure faucets two filters are required, for low-pressure faucets, only one filter.

5031005 3/8", chrome

€ 30.28



GA corner valve 2

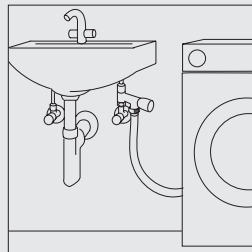
Chrome-plated fitting for connection of dishwashers and washing machines, with self-sealing thread, with return flow inhibitor, length compensation connection, crown grip and push-on collar.

5031006 3/8", chrome

€ 76.71

5031030 1/2", chrome

€ 60.29

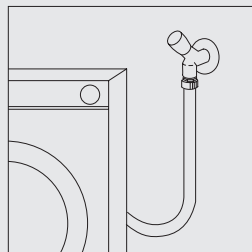


Outlet valve

For corner valve connection, with crown grip and length compensation connection, incl. return flow inhibitor.
 – suitable for copper pipe 10 mm

5031009 3/8", chrome

€ 55.99

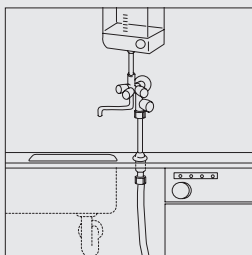


Slanted device valve

With grease chamber upper part, threaded hose connection and return flow inhibitor.

5031032 1/2", chrome

€ 55.30



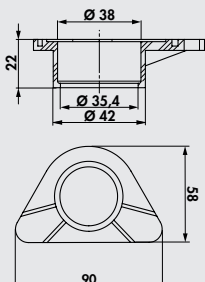
Sink duct

For reliable sealed connection of water supply pipe and sink/mixer fitting. An adjusting range of 70 mm enables the use of even very thick worktops or thick-walled moulded sink parts. With flexible hose connection on the valve side.

Copper pipe Ø: 12 x 500 mm and 3/4" screw cap with gasket and hose thread 1/2" x 12 mm.

5031014 Ø 12 mm, chrome

€ 77.68



Spacer disk

Optional accessories for all faucets. This plastic disc provides for extra stability especially under stainless steel sinks for additional stability.

5031020 white

€ 5.70



Copper pipe chrome-plated

Packaged in rings of 5000 mm.

5031010 L 5000 mm, Ø 10 mm

€ 105.32



Double screw connection

With two squeeze-type threaded joints, chrome.
Only available in PU of 20 pieces.

5031016 3/8" x 3/8", Ø 10 mm, price per PU

€ 137.80



Wall disk for copper pipe

Chrome with squeeze-type threaded joint.

5031036 1/2", Ø 10 mm

€ 33.53



T-screw connection

Chrome with 3 squeeze-type threaded joints.

5031039 3/8" x 3/8" x 3/8", Ø 10 mm

€ 15.71



T-connector

For connection to washing machines and dishwashers.
2 external threads 3/4" and 1 internal thread 3/4".

5031046 chrome € 38.61



Hose burst protection



For 1/2" hoses, internal and external threads 3/4" and closing function in case the connecting hose bursts or slides off. Reacts to water pressure up to a maximum of 18 l/min. flow volume.

5031051 chrome € 28.44



Faucet hole plug

The faucet hole plug made of plastic closes an existing, but unused hole for mixer fittings in the sink.
– plug Ø 50 mm

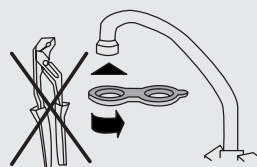
1051008 chrome € 13.07



Screw-in hole punch

Simple but effective punch device for creating holes in stainless steel sinks, sturdy and clean precision workmanship for constant use.
Makes holes in iron and steel plates up to a thickness of 2 mm and VA-Nirosta steel plates up to a thickness of 1.5 mm.

1051016 Ø 35 mm, M 12 x 1.5 € 92.16



Aerator regulator wrench

Heavy-duty aerator regulator wrench in extremely tough, fibre-reinforced plastic. Suitable for most aerator regulators.

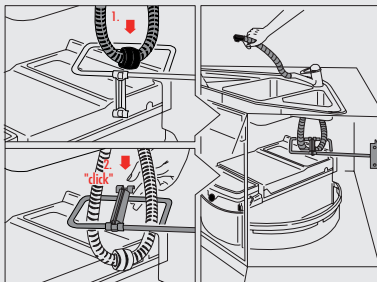
5031047 red € 4.74



Pillar tap wrench

Chrome Vanadium special steel, very durable, swivelling sliding bar, with swivelling, spring-loaded jaw for turning to left and right. For easy installation and removal of faucet screw connection which is hard to reach.
– size 3/8"-1 1/4"
– clamping range 10–32 mm

5031048 L 235 mm € 48.79



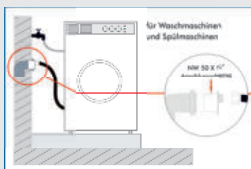
Rondo plus deflector for hoses with shower head

For all common hose fittings with shower head.

- easy installation by screwing to the floor cupboard
- forced routing of the hose in the remaining free spaces, right, left, rear, top
- installed appliances are not impaired in their function
- metal yoke, powder coated with epoxy resin
- **optimal accessory for Rondo plus**

8011175 white

€ 20.72



Adapter nipple

Drain hose, firmly screwed.

- for washing machines, dishwashers and effluent pumps
- no slipping out of the drain hose
- permanent and tight connection
- universally applicable
- adapter nipple NW 50 x 3/4"
- hose nozzle with 3/4" union nut

5031121 white

€ 17.12



Washing machine hose supply line

Washing machine/dishwasher hose supply line. With a straight screwed joint 3/4" and an angled screwed joint 3/4", grey, heat-resistant up to max. 25 °C, only for connection to cold water supply.

- **operating pressure max. 10 bar**

5031100 L 1500 mm

€ 10.88

5031102 L 2500 mm

€ 17.46

5031103 L 3500 mm

€ 22.21



Washing machine hose extension

Washing machine/dishwasher hose extension, PVC grey, one straight plastic joint 3/4" and one completely assembled external thread 3/4", heat-resistant up to max. 25 °C.

- **operating pressure 10 bar**

5031104 L 1500 mm

€ 9.93

5031105 L 2500 mm

€ 14.57



Hose clip

Galvanised steel with hexagon screw.

- aluminium coloured
- band width 9 mm

4011043 1/2" 3/4", nominal width 12–22 mm

€ 2.19

4011044 3/4" 7/8", nominal width 20–32 mm

€ 2.55



Safety supply hose

For washing machines and dishwashers, valve closes automatically when the hose bursts, with straight joint and angle joint.

- maximum pressure 10 bar
- maximum water temperature 90 °C

5031106	L 1500 mm	€ 63.37
5031107	L 2000 mm	€ 72.41
5031108	L 3000 mm	€ 95.67



Drain hose

Plastic spiral drain hose with hanger yoke, with moulded, elastic sleeves on both sides. Particularly suitable for the waste connection of the devices in fitted kitchens. The hose cannot snap off when the device is pushed under the worktop. 19 mm and 22 mm connecting sleeves, grey.


5031109	L 1500 mm	€ 9.12
5031110	L 2500 mm	€ 12.20



Hose connecting tube 3/4", plastic

Suitable for the drain hose 5031109 and 5031110.

5031111	L 75 mm, Ø external 19 and 22 mm	€ 2.46
---------	----------------------------------	--------



Hose connecting tube 3/4", brass

Suitable for the drain hose 5031109 and 5031110.

5031114	L 53 mm, Ø 19 mm	€ 5.62
---------	------------------	--------



Backflow preventer nipple 3/4"

Backflow preventers protect drinking water pipes against the unwanted backflow of used water according to DIN EN 61770.

- for white appliances according to KTW-BWGL
- brass
- backflow preventer nipple internal thread 3/4" x 3/4" external thread to prevent backflow of water in dishwashers, washing machines and similar appliances

5031119	IG/AG 3/4"	€ 24.14
---------	------------	---------



Reinforced hose

Washing machine hose with stainless steel mesh, one side with 3/4" external thread, the other side with screw cap and 3/4" internal thread. Operating pressure: 10 bar, burst pressure: 80 bar, heat resistance: max. 90 °C

- DVGW W543

5031112	L 1000 mm	€ 32.65
5031113	L 2000 mm	€ 50.29
5031116	L 3000 mm	€ 70.92

Fitting materials



Flow meter

Measuring beaker. Plastic. For flow measurement. For measuring the water flow rate in low-pressure storage tanks.

Note: the water flow rate should not exceed 4.5–5 l/min!

In extreme cases, a water flow rate that is too high can cause the boiler to burst.

6011045 red

€ 62.58

MONTEC®

Electrical accessories

You can rely on them



Energy Box	Page 132–133
Kitchen connection box	Page 133–134
Connection box	Page 134
Evoline® Plug	Page 135
Flat plug	Page 136
Triple power strip	Page 137
Earthing contact plug	Page 137
Angled earthing contact plug	Page 137
Adapter for Swiss plug	Page 137
Protective contact box coupling	Page 137
Spiral connection line	Page 137
Connection line	Page 138
Connecting cable	Page 138
Line cords	Page 138
Stove connecting box	Page 139
Vario energy distributor	Page 139
Wago connecting clamp	Page 139
Wago feed-through terminal	Page 140
Duct tape	Page 140
Moveable flange	Page 140
Cable duct	Page 140
Cable feed-through	Page 140
Rocker switch	Page 141
Earthed plug sockets	Page 141
Cover frames	Page 141
Flush mounted boxes	Page 141–142

MONTEC[®]

Energy Box

Connection of hob, oven or dishwasher made easy

The assembly aid for the Naber kitchen. It's used when the hob and oven are not installed as one appliance. You also save space in assembly. A mechanical pull-off protection gives the plug a good hold in the connection box.

The four-core output line is intended as a permanent connection to hobs with a **maximum power** consumption of **2 x 3680 W**. The three-core output line with earthing contact coupling is intended exclusively for the connection of a plug-in oven/dishwasher with a maximum power consumption of **1 x 3680 W**.

Max. capacity: 11 KW (with symmetrical distribution)



Self-extinguishing material according to UL 94 (FR). In case of fire, this plastic will stop burning within a short time after removal of the ignition source (self-extinguishing).




General safety regulations

- Before using or operating the Energy Box, always read the instructions. The product may **ONLY** be connected by a qualified electrician.
- The Energy Box corresponds to protection class IP20 and is **NOT** suitable for use in wet rooms. The installation has to be carried out with the appropriate protection.
- After inserting the connection cables into the Energy Box, check the mechanical locking of the plug connections.
- Transportation or improper use may cause damage to the device. **In this case** do not open the device, do not operate the device, replace the damaged device.
- In case of failure to follow the instructions, the manufacturer's warranty ceases to apply.

Connection input (for connection to the hob connection socket)

1 x permanent connection cable – 2.0 m, 5G2,5 mm² with ferrules – max. capacity 11 KW (3-phase)



Dishwasher/oven

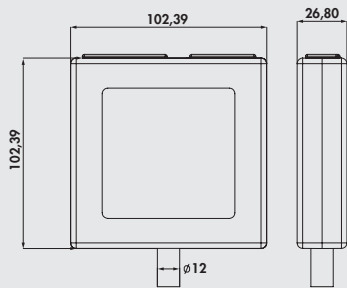
1 x cable 2.0 m, 3G1,5 mm² – page 1: plug EPN1104 – page 2: earthing contact coupling – max. capacity 3680 W (1-phase)



Induction field/hob

1 x cable 2.0 m – 4G2,5 mm² – page 1: plug EPN1204





Energy box



Technical specifications:

- input voltage 400 V
- output voltage 4-pin (2-phase) 400 V
- output voltage 3-pin (1-phase) 230 V
- current max. 20 A
- tested according to IEC 60670-1 (DIN EN 60670-1), IEC 60670-22 (DIN EN 60670-22) and IEC 61535 (DIN EN 61535)
- material: self-extinguishing according to UL 94 (FR). In case of fire, after removal of the ignition source, this plastic will stop burning within a short time (self-extinguishing)
- construction: the housing is screwed and must not be opened by unauthorised persons
- dimensions of the box: 102 x 105 x 27 mm (H x W x L)
- protection type for the entire product IP20
- material: plastic

Calculation of the power requirement of the energy box:

- total power requirement of the cooker socket: 11 KW (with symmetrical distribution)
- hob power (4-pin connection): max. 7360 W (2-phase)
- oven power (3-pin connection): max. 3680 W (1-phase)

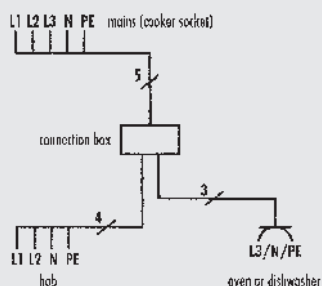
The use of a table socket to connect multiple consumers via a box coupling is not allowed for safety reasons.

If the induction hob already has a fixed cable, its use is compulsory. In this case, disconnect the 4-pin connector from the preassembled cable of the energy box and attach to the existing cable of the induction hob.

7012050	per 2 m cable length	€ 121.12
7012051	per 5 m cable length	€ 188.70
7012052	5 m/2 m (supply line) cable length	€ 174.66

Optional accessories

7012053	Adapter cable, 10 m, 3 x 1,5 mm ²	€ 74.60
---------	--	---------



Kitchen connection box



The practical electrical kitchen connection is already equipped with all the necessary connecting cables for hob, oven, dishwasher or induction fields. The kitchen electric appliances can simply be connected from the cooker socket and the electrical connection implemented in an easy and space-saving manner.

Technical specifications:

- input voltage 400 V
- preliminary fuse max. 16 A
- cable and socket tested according to IEC 60670-1 (DIN EN 60670-1), IEC 60670-22 (DIN EN 60670-22) and IEC 61535 (DIN EN 61535)
- construction: The socket housing is screwed and sealed against unauthorised opening. This prevents any interference in the wiring. The internal wiring is printed on a label.
- white distribution box 45 x 95 x 95 mm (H x W x L)

Calculation of the connection value of the kitchen connection box:

- total connected value cooker socket 11 KW (given symmetrical distribution)
- hob power (4-pole connection) max. 7360 W (2-phase)
- oven power (3-pole connection) max. 3680 W (1-phase)

The device corresponds to protection class IP20 and is not suitable for use in wet rooms. Connection and commissioning may only be carried out by a qualified electrician.

For safety reasons, a power strip should not be used to connect several electricity consumers via the box coupling.

7012017	each 1.8 m cable length, white	€ 80.74
7012018	each 4.8 m cable length, white	€ 119.36
7012019	4.8 m/1.8 m (supply line) cable length, white	€ 101.81



Kitchen connection box for individual appliances

The practical kitchen electrical connection is already equipped with all the necessary connection cables for dual hobs, teppanyaki grills, ovens, dishwashers and ventilation devices. Starting from the cooker socket (11 KW), the 230 V electrical appliances in the kitchen can easily be connected using the Schuko couplings, creating a simple and space-saving electrical connection.

Technical specifications:

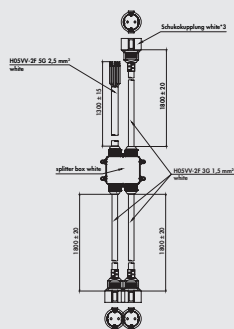
- input voltage 400 V
- preliminary fuse max. 16 A
- cable and socket tested according to IEC 60670-1 (DIN EN 60670-1), IEC 60670-22 (DIN EN 60670-22) and IEC 61535 (DIN EN 61535)
- construction: The socket housing is screwed and sealed against unauthorised opening. This prevents any interference in the wiring. The internal wiring is printed on a label.
- grey distribution box 36 x 115 x 107 mm (H x W x L)

Calculation of the connection value of the kitchen connection box:

- total connected value cooker socket 11 KW (given symmetrical distribution)
- 3 earthed box couplings (3-pin connection) max. 3680 W (single-phase)

The device corresponds to protection class IP20 and is not suitable for use in wet rooms. Connection and commissioning may only be carried out by a qualified electrician.

For safety reasons, a power strip should not be used to connect several electricity consumers via the box coupling.



7012031 1.8 m/1.3 m (supply line) cable length, white € 83.19



Connection box



Mounting box without terminals for connecting supply cables.

9 entries, with self-sealing, soft insertion membranes. Sealing range 4–16 mm.

- conductor cross section: 2.5 mm²
- rated insulation voltage AC: 450 V
- protection class: IP66 – acc. DIN EN 60670-1/-22 (VDE 0606-1/-22)
- 87 x 87 x 52 mm (H x W x D)

7011160 grey € 10.00

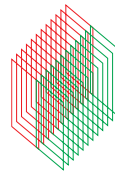
7011161 grey, with 3-conductor Wago terminals € 14.96



Evoline® Plug

The innovative flat plug which gives you more space! Thanks to its flat design, furniture can easily be positioned closer to the wall.

With the aid of the extended grip element, you can easily lever the plug from the socket without applying much force.



Ausgezeichnet mit dem 1. Preis

11. Designpreis des Landes
Nordrhein-Westfalen 2009
Universal Home: Product Design



Evoline® Plug



Loose flat plug, **only 5 mm deep**. Wherever space is very limited, the Evoline® Plug is in its element.

– 3680 W/16 A

7011069 white

€ 21.06



Extension cable with Evoline plug connector



With Evoline® plug connector and appliance plug socket, 3 x 1.5 mm² wired.

– line H05VV-F3 x G 1.5 mm²

– 3680 W/16 A

– flat plug 5 mm deep

7011066 L 2000 mm, white

€ 45.29

7011067 L 1000 mm, white

€ 35.55

7011068 L 500 mm, white

€ 33.44



Triple power strip with Evoline® plug connector



16 A, 250 V, sockets at a slant 45°, 3000 mm mains connection line, with Evoline® plug connector.

– line H05VV-F3 x G 1.5 mm²

– 3680 W/16 A

– flat plug 5 mm deep

7011065 L 3000 mm, white

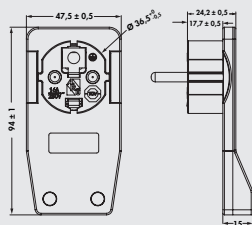
€ 48.18

Fitting materials



Flat plug

The innovative flat plug solves an old problem: Furniture or equipment can now be pushed very close to the wall, because the plug has an extremely flat construction. But even in normal sockets it fits flat against the wall and is thus a small design object for your kitchen!



Flat plug



Flat plug, loose for the screw mounting.
Only 15 mm deep, extremely flat for reliable contact in the smallest space.
– 3500 W/16 A

7012020 white

€ 20.19



Connection line with flat plug



Flat plug and connector (device socket), fully assembled.
– line H05VV-F3 G x 1.5 mm²
– 3500 W/16 A
– flat plug 15 mm deep

7012021 L 500 mm, white

€ 28.35

7012022 L 1000 mm, white

€ 30.98

7012023 L 2000 mm, white

€ 38.79



Triple power strip with flat plug



Flat plug and 3-fold power strip 45°, 3000 mm mains connection line, ready-made.
– line H05VV-F3 x G 1.5 mm²
– capacity max. 3500 watts
– flat plug 15 mm deep

7012024 white

€ 44.23



Triple power strip



Sockets slanted by 45°, with angled safety plug.
 – line H05VV-F3 x G 1.5 mm²
 – capacity max. 3500 watts

7011058 L 1400 mm mains connection line € 16.94

7011099 with increased contact protection, L 3000 mm mains connection line € 24.06



Earthing contact plug



With integrated strain relief and central line connection.
 – capacity max. 3500 watts

7011021 white € 3.68



Angled earthing contact plug



With integrated strain relief and central line connection.
 – capacity max. 3500 watts

7011040 white € 5.09



Adapter for Swiss plug

This adapter from two-pin earthed plug to Swiss plug turns a two-pin earthed plug into a CH-compliant connection.

- black
- protection type IP20, design approved by Electrosuisse
- after fitting, the adapter can no longer be removed

7011027 up to max. 10 A/250 V € 16.41

7011042 up to max. 16 A/250 V € 19.13



Protective contact box coupling



- 2-pole,
- max. load 3500 W
- impact-proof

7011059 white € 7.28



Spiral connection line



With angled safety plug and sleeve coupling, expandable from 0.6–2.75 m.
 – line H05VV-F3 x G 1.5 mm²
 – capacity max. 3500 watts

7011044 white € 76.88

Fitting materials



Connection line



With angled safety plug and sleeve coupling.
 – line H05VV-F3 x G 1.5 mm²
 – capacity max. 3500 watts

7011045	L 3000 mm, white	€ 18.00
7011046	L 5000 mm, white	€ 24.22
7011063	L 2000 mm, white	€ 13.77




Connecting cable 1



Stripped, bared, with wire terminating sleeves and lugs.
 (incl. copper surcharge)

7012006	L 2000 mm, 5 x 1.5 mm ²	€ 16.77
7012007	L 1500 mm, 5 x 2.5 mm ²	€ 19.13
7012008	L 2000 mm, 5 x 2.5 mm ²	€ 21.68



Connecting cable 2



Stripped, bared, with wire terminating sleeves on both sides.
 (incl. copper surcharge)

7012030	L 1500 mm, 5 x 1.5 mm ²	€ 10.23
7012002	L 2000 mm, 5 x 1,5 mm ²	€ 15.88
7012003	L 1500 mm, 5 x 2.5 mm ²	€ 17.46
7012004	L 2000 mm, 5 x 2.5 mm ²	€ 17.81
7012013	L 3000 mm, 5 x 2.5 mm ²	€ 28.70
7012014	L 5000 mm, 5 x 2.5 mm ²	€ 59.06



Connecting cable on reel



– line H05VV-F3 x G 1.5–2.5 mm² (incl. copper surcharge)
 – 1 reel 50 m

7012010	5 x 2.5 mm ²	€ 394.96
7012011	3 x 1.5 mm ²	€ 200.12



Line cords



With moulded angled safety plug. (incl. copper surcharge)
 – line H05VV-F3 x G 1.5 mm²

7011061	L 2000 mm	€ 12.12
7011062	L 3000 mm	€ 13.69



Universal stove connecting box CE

For surface or flush mounting as per VDE 0606.

- claw-type holder, cover cap with snap-in closure
- large connecting space due to positioning of the terminals outside of the flush mounted box
- support frame for screw connection on 58-gauge and 70-gauge switch box or dowel fixing
- covered double clamp terminal 5 x 6 mm² nominal cross-section

7012012 white € 16.77



Stove connecting box flat DVE

For flush mounting.

- 16 A/400 V
- with claw-type holder
- for 55 mm wall box, height 12 mm
- with screw clamp 5 x 2.50 mm² and pull relief
- clips with colour coding correspond to the valid wire colours
- with snap lid

7012025 white € 12.64

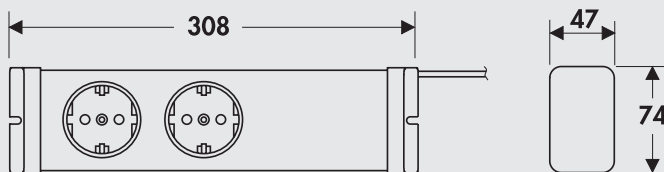


Stove connecting box WAGO clamps DVE

For surface and flush mounting.

- 16 A/V400 V
- screwless clamping points up to 6 mm²
- for 55 mm wall box, H 12 mm
- swivelling strain relief
- double cable outlet (5 x 2 mm², 3 x 4 mm²)
- with snap-on lid

7012028 white € 36.77



Vario energy distributor

With 1500 mm mains connection cable. The Vario power distributor controls the interaction of strong consumers with high connection values to a 230 V/16 A safety socket.

Given simultaneous operation of two appliances with high energy consumption (e.g. washing machine and dryer or dishwasher and boiler), during the heating phase of the appliances, the supply line may become overloaded and, as a result, the circuit breaker may be activated. The Vario power distributor recognises this and switches off one appliance to avoid triggering of the circuit breaker.

For example, if a washing machine is operated in the black socket and a dryer in the white socket, the dryer is switched off briefly during the heating phase of the washing machine. Once the heating process of the washing machine finishes, the dryer is automatically switched back on again. If the white socket is switched on, the red function display is also automatically lit. A 2-pole illuminated rocker switch also makes it possible to disconnect all the connected consumers from the mains so as to avoid potential danger sources. The extended contact protection offers you and your family additional safety.

- disconnection by overload protection at approx. 3400 W
- reconnection at approx. 450 W

7011064 silver € 107.07



Wago connecting clamp

- 3 clamping points with operating lever
- nominal cross-section 0.14–4 mm²
- colour transparent
- nominal voltage 450 V
- nominal current 32 A
- suitable for solid conductors, flexible conductors, multiple conductors
- only available in units of 50 piece

7011039 transparent, price per PU € 56.26



Wago feed-through terminal

- 2 clamping points with operating lever
- nominal cross-section 0.2–4 mm²
- colour transparent
- nominal voltage 450 V
- nominal current 20 A
- suitable for solid conductors, flexible conductors, multiple conductors
- **only available in units of 60 piece**

7011097 transparent, price per PU € 66.53



Duct tape

- L 10 m
- W 15 mm

7011052 white € 4.65




Moveable flange



For switch box. Suitable for niche rear walls.

- H 12 mm
- Ø 60 mm

7011043 red € 2.19

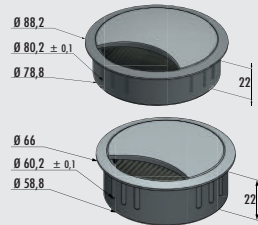


Cable duct

Plastic duct with duct tape. Suitable for LED and halogen spots.

- 497 x 12 x 7 mm (L x W x H)

7011088 L 497 mm, stainless steel coloured € 3.08



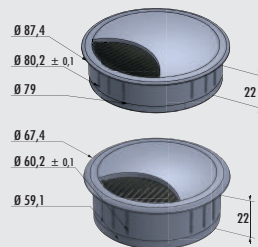
Cable feed-through metal

Round. With brush. Made of Zamak (zinc die-cast).

- shaft height 22 mm

7011090 Ø 80 mm, stainless steel coloured € 27.38

7011091 Ø 60 mm, stainless steel coloured € 23.52



Cable feed-through plastic

Round. With brush.

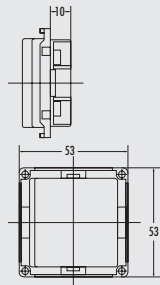
- shaft height 22 mm

7011092 Ø 80 mm, silver-painted € 7.20

7011093 Ø 60 mm, silver-painted € 5.18

7011095 Ø 80 mm, black matt € 6.06

7011096 Ø 60 mm, black matt € 4.12



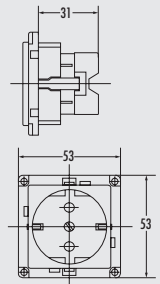
Rocker switch



- contact one-pin outlet
- switching voltage 230 V
- switching current 16 A

7013046 silver coloured

€ 20.89



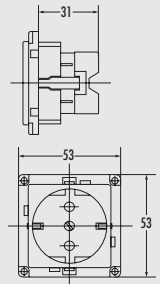
Earthed plug socket



- voltage 230 V
- current 10/16 A

7013047 silver coloured/black

€ 28.17



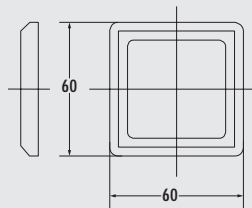
Earthed plug socket with flip lid



- voltage 230 V
- current 10/16 A

7013048 silver coloured/black

€ 35.45

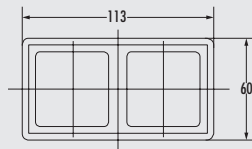


Cover frame 1

- 1-fold. For switches and sockets.
- plastic

7013049 silver coloured

€ 14.92

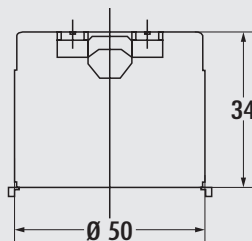


Cover frame 2

- Double. For switches and sockets.
- plastic

7013050 silver coloured

€ 20.62

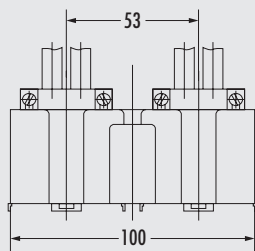


Flush mounted box 1

- 1-fold. For switches and sockets.
- plastic
- drill Ø 50 mm
- installation depth 34 mm
- pull relief 1 outlet at side

7013044 black

€ 3.77



Flush mounted box 2

Double. For switches and sockets.

- plastic
- drill \varnothing 2 x 50 mm
- installation depth 40.5 mm
- pull relief 2 outlets at side

7013045 black

€ 8.77

MONTEC®

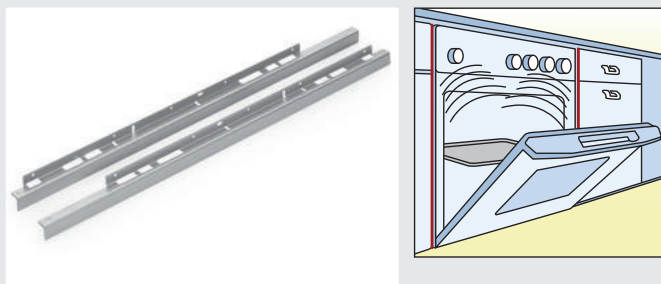
Connecting materials

They keep their promise



■ Side profile	Page 144
Steam protection plates	Page 144
Alukleb	Page 144
RAUKANTEX Foliex	Page 145
Heat protection plates	Page 145
Suspension strip	Page 145
Top Safe fitting	Page 145
MTS profile	Page 145
Brackets	Page 146–147
Splices	Page 147
APL-Befestigungswinkel	Page 148
Stabilising strip	Page 148
Rear wall spacer bar	Page 148
Punched tape	Page 148
Worktop joint	Page 148
Silicone rubber	Page 149
Caulking set	Page 149
Installation glue	Page 149
Care set Cin-Nagranit	Page 149
Soundproofing in the kitchen	Page 150–151

Fitting materials

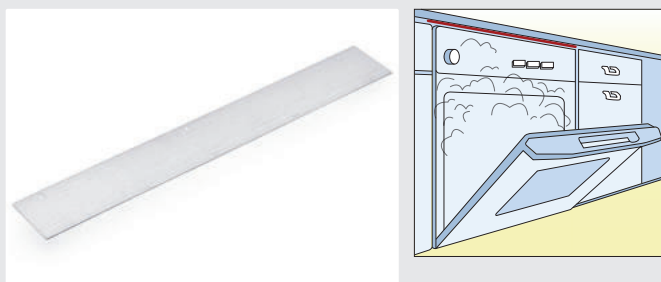


Side profile

The steel profiles are attached to the side body edges of the stove housing. The profiles chamfered to the front protect the laterally connecting body sides against all possible heat emission. The side profiles are fitted with punch holes for oven fastening.


- for side walls of 16 mm
- only available in PU of 2 pieces

9015015	L 600 mm, silver coloured, price per PU	€ 16.68
9015016	L 600 mm, black, price per PU	€ 18.07



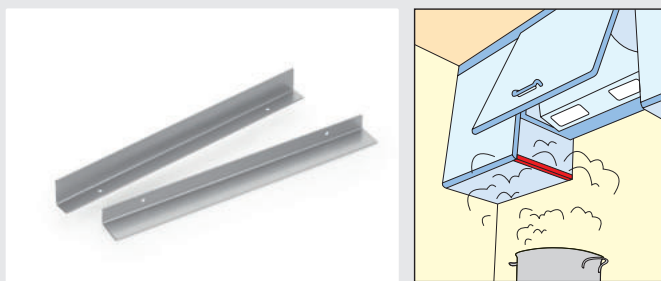
Steam protection plate 1

The steam protection plate is fastened above the dishwasher door, on the lower edge of the worktop. It prevents the steam emitting when opening the dishwasher from penetrating the worktop and causing it to swell over time. Incl. mounting material.



black


9015011	L 450 mm, silver coloured	€ 19.32
9015012	L 600 mm, silver coloured	€ 20.45
9015036	L 450 mm, black	€ 20.59
9015037	L 600 mm, black	€ 22.61



Steam protection plate 2


Prevents swelling of the cabinet sides.

- depth 335 mm
- height 30 mm
- chamfering 19 mm
- thickness 1.5 mm
- incl. mounting material
- only available in PU of 2 pieces



black

9015031	silver coloured, price per PU	€ 29.76
9015038	black, price per PU	€ 28.49



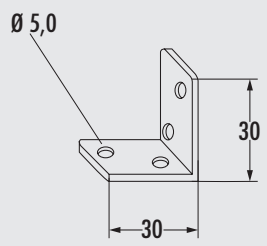
Alukleb A2

Pure aluminium adhesive tape according to DIN 4102, non-flammable (A2).

- film thickness 0.025 mm
- W 50 mm
- 1 roll = 10 m

4061039	aluminium	€ 10.01
---------	-----------	---------

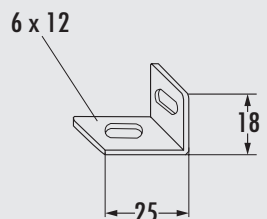
Fitting materials



Bracket 1

- thickness 2 mm
- sides 30 x 30 mm
- width 25 mm

1111101 galvanised € 1.57

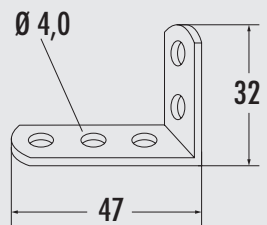


Bracket 2

With horizontal and vertical elongated holes.

- thickness 1.5 mm
- sides 25 x 18 mm
- width 20 mm

1111102 galvanised € 1.49

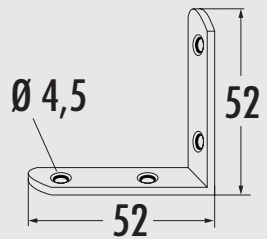


Bracket 3

Blade angle.

- thickness 2 mm
- sides 47 x 32 mm
- width 18 mm

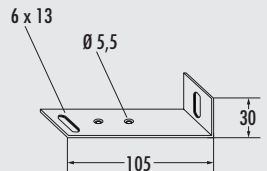
1111103 galvanised € 1.57



Bracket 4

- thickness 2 mm
- sides 52 x 52 mm
- width 15 mm

1111104 galvanised € 1.84

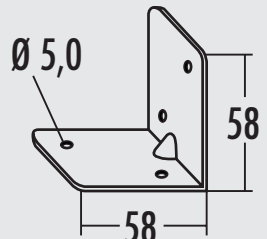


Bracket 5

With elongated holes (bracket tipping protection).

- thickness 1.5 mm
- sides 105 x 30 mm
- width 20 mm

1111105 galvanised € 1.93

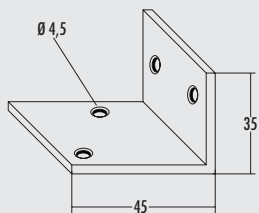


Bracket 6

With pleat.

- thickness 2 mm
- sides 58 x 58 mm
- width 60 mm

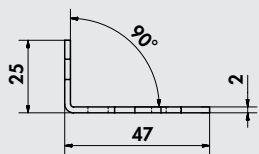
1111106 galvanised € 2.73



Bracket 7

- thickness 3 mm
- sides 45 x 35 mm
- width 50 mm

1111107 galvanised € 8.42



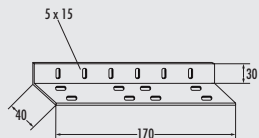
Euro-bracket

- Universal bracket.
- thickness 2 mm
 - sides 47 x 25 mm
 - width 35 mm

1111123 galvanised € 2.38

Optional accessories

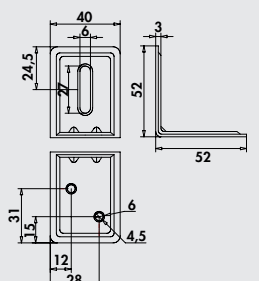
1111124 Covering cap, white € 2.38



Bracket 8

- thickness 2 mm
- sides 40 x 30 mm
- width 170 mm

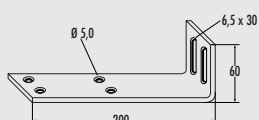
1111108 galvanised € 7.20



Bracket 9

- thickness 3 mm
- sides 52 x 52 mm
- with pleat

1111144 zinc-coated € 2.55




Upper shelf bracket

- sides 200 x 60 mm

Including accessories bag:

- 2 x wood screws 5.5 x 6 mm
- 2 x tooth lock washers galvanised 6.4 mm
- 2 x KS multi-purpose dowels
- 4 x chipboard screws 4 x 16 mm

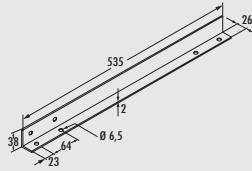
1111109 white € 22.21



Splices

Straight, for joining door strike plates. Thickness 3 mm.

1111110	L 135, W 20 mm, chrome-plated	€ 4.30
1111111	L 135, W 20 mm, white	€ 3.60
1111112	L 135, W 20 mm, silver	€ 3.68
1111113	L 170, W 20 mm, chrome-plated	€ 4.38
1111114	L 170, W 20 mm, white	€ 3.68
1111115	L 170, W 20 mm, silver	€ 4.30

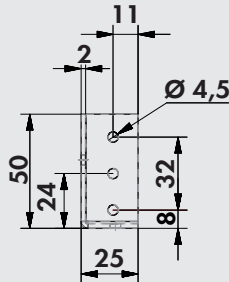


Worktop fastening bracket

Supporting bracket for kitchen worktops.

1111119 L 535 mm, white

€ 21.24



Stabilising strip

The stabilising strip for 16 mm sidewalls can be used universally as a spacer bar and in combination to support the worktop. This can be used upright as well as flat, depending on the requirement. Due to the design, a wooden panel can also be fitted in front mounting.
– to support long and narrow worktops

1111125 L 567 mm, white

€ 57.74

1111126 L 767 mm, white

€ 64.42

1111127 L 867 mm, white

€ 64.69

1111128 L 967 mm, white

€ 65.56

1111129 L 1167 mm, white

€ 72.05



Rear wall spacer bar

For reinforcing cupboards without back panel, attachment to wall or inner cupboard walls – also for cooker conversions.

1111146

€ 9.47



Punched tape

High strength installation punched tape made of galvanised steel in plastic dispenser. For fastening pipes, rods, cables, ducts, air ducts, etc.
– W 17 mm
– L 10 m

5031049 galvanized steel

€ 21.51



Worktop joint

Steel connecting element for kitchen worktops.
Metal bend for drill hole 60 mm Ø, completely assembled with installation aids and long nut M6.

1111039 M6 x 150 mm, galvanised

€ 4.38



Silicone rubber

Permanently elastic sealing compound for joints and industrial bonding. Very easy handling due to the dispenser cartridge, excellent bond to metal, glass, concrete, wood and plastic.
Not suitable for granite.
– temperature resistant from –40 °C to +150 °C

1111040	310 ml cartridge, transparent	€ 21.85
1111041	310 ml cartridge, white	€ 21.85



Caulking set

Create silicone joints like a professional – it's the only way to achieve clean and uniform joints. Push the cartridge tip as far as it will go through the central hole of the hand gun and cut it off at the furthest point.

- Set consisting of:
- silicone scraper 6 mm
 - caulking tool
 - cleaning set

1111002	orange	€ 22.64
----------------	--------	---------



Installation glue

1-component, elastic adhesive on hybrid basis with very high initial adhesion. Suitable for indoor and outdoor use, can be painted over if necessary (refer to the special instructions for this).

1111042	290 ml cartridge, white	€ 17.90
----------------	-------------------------	---------



Care set Cin-Nagranit

- Set consisting of 3 bottles à 50 ml incl. eraser sponge.
- 1 x easy care product
 - 2 x descaler/stain remover

1100003	set 3-part	€ 33.79
----------------	------------	---------

Sound-proofing in the kitchen



Minimising noise sources, enhancing wellbeing, increasing living comfort!



Good sound insulation with the Naber "SOUND of SILENCE" system

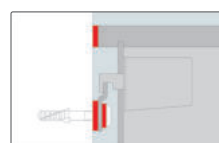
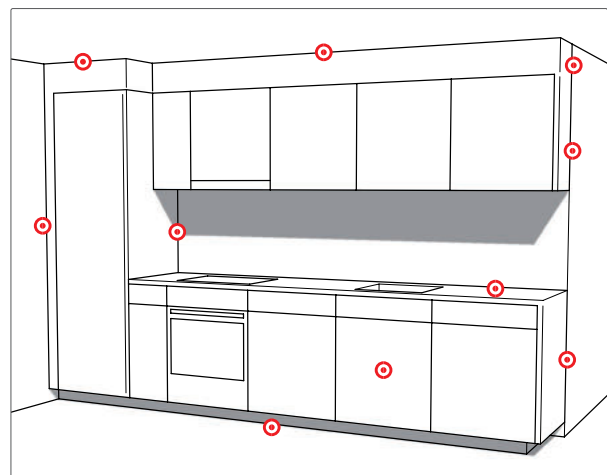
The noises produced when using a kitchen can be passed by structure-borne sound transmission to the adjacent room or the neighbouring apartment. Sounds like chopping or banging, putting down pots and hard objects on the kitchen worktop are transmitted through the furniture and wall into the adjacent units. Further disturbing noises occur when putting away dishes, pans, bottles or cans in cupboards, drawers and pull-outs.

Without noise protection measures, structure-borne sound is transmitted, through the fixed built-in kitchen and into the walls and floor of the building structure. The results are disturbing, easily perceived noises from adjacent flats or rooms. To avoid this, the fixtures and contact points of the kitchen cabinets have to be acoustically decoupled from the building structure.

With the Naber "SOUND of SILENCE"-soundproofing and insulation components – sound transmission points can quickly and easily be insulated and decoupled from the building structure during the kitchen installation.

Advantages of the Naber "SOUND of SILENCE" sound protection and insulation components for kitchens:

- tested according to SIA standard 181:2006 – the increased requirements are met
- suitable for installation in single-shell concrete party walls
- only 4 mm thick decoupling from building structure required
- for kitchens according to Swiss and Euro standard



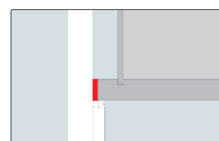
Fasten rail with rubber pads and rubber sleeves, decouple cupboard lid or side walls with rubber band.



Decouple feet with rubber washers and frame from the floor with rubber band.



Decouple the worktop from the wall at the front using PE edge band or PE band.



Decouple cupboard floor or side walls with rubber band.



Decouple frames from the wall using PE band.



Rubber bushing with washer

For suspension rails. Decoupling for screw head and shaft, made of rubber 45° Shore A.
 – for 5 mm screws
 – Ø i 10 mm, Ø o 16 mm
 – L 5 mm
 – **only available in units of 10 pieces**

1112008 black, price per PU € 10.96



Rubber pad

Decoupling cupboards and suspension rails, self-adhesive, with through hole, made of rubber 45° Shore A.
 – 4 x 50 mm (H x L)
 – **only available in PU of 10 pieces**

1112002 Ø of the hole 12 mm, W 30 mm, price per PU € 14.48



Rubber rondel

Decoupling for adjustable feet self-adhesive with sliding film made of rubber 45° Shore A.
 – H 4 mm
 – **only available in PU of 50 pieces**

1112010 Ø 60 mm, price per PU € 142.18



Rubber strip

Robust strip for decoupling, self-adhesive, made of rubber 45° Shore A.
 – L 10 m
 – 4 x 13 mm (H x W)

1112005 white € 68.37



PE strip

Strip to secure spacing, self-adhesive, made of closed-cell PE, density 33 kg/m³.
 – L 10 m
 – 4 x 15 mm (H x W)

1112012 white € 14.31




PE edge strip

Strip to secure spacing of the front and top surfaces of worktops, self-adhesive, with longitudinal cut, made of closed-cell PE 33 kg/m³.
 – L 20 m
 – 4 x 50 mm (H x W)

1112007 white € 114.10

Fitting
materials



2 TECH

-  Ventilation technology
-  Installation material

1 BASICS

-  Sinks
-  Faucets
-  Waste collectors
-  Lighting technology
-  Sockets
-  Supporting elements
-  Cabinet equipment
-  Niche equipment
-  Multi containers

3 INTERIEUR

-  Stools, chairs, tables

Naber GmbH
Development · Production · Distribution

Enschedestr. 24
48529 Nordhorn
Germany
Tel. +49 5921 704-0
Fax +49 5921 704-140
naber@naber.com
www.naber.com



Naber[®]
... inspires!