

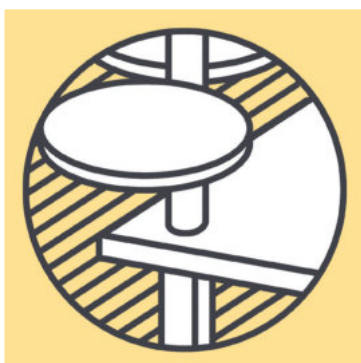
TRADUR®

Supporting
elements



Balance

Supporting
elements



They provide support wherever a strong hold is needed! TRADUR® supporting feet, base levellers and consoles are just as much at home in contemporary single kitchens, country kitchens or designer loft kitchens.

The supporting feet, base levellers, supporting consoles and pillars only appear in the background as design elements. Yet, in modern interior design, they literally play a supporting role and create a balanced effect. In a highly variable and nuanced language of shapes and colours, stable and versatile in use!

TRADUR®

Supporting elements


Nuanced shapes – the variable sides of the TRADUR® range



TRADUR® Supporting feet
Classic, timeless and highly contemporary
Page 449–456



TRADUR® Base levellers
Ergonomic and flexible
Page 457–458



TRADUR® Consoles
Keep their promises
Page 459–470

TRADUR®

Supporting feet

Standard, classic
and modern



Standard	Page 451–452
Click round	Page 452
Move 1	Page 453
Trampolo round	Page 453–454
Tonda Quadra	Page 454
Quadra	Page 454
Trampolo 2 square	Page 455
Kreta	Page 455
Rhodos	Page 455
Colonna	Page 456

TRADUR®

Supporting feet

Colour meets shape –
the colourful side of the TRADUR® range



white glossy



chrome polished



stainless steel coloured



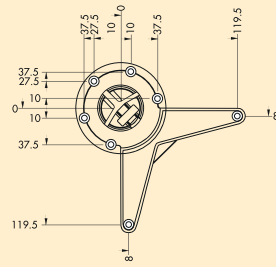
black matt pearly



stainless steel



chrome matt

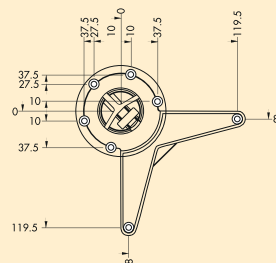


Standard 6

Supporting foot. Classic pillar shape of the best and solid workmanship for universal use.

- tube-Ø 60 mm, may be shortened apart from stainless steel coloured
- height plus 30 mm height adjustment
- load-bearing capacity ca. 150 kg

3010002 chrome polished, H 705 mm	42.86 €
3010004 chrome polished, H 820 mm	50.76 €
3010011 chrome polished, H 870 mm	52.35 €
3011013 chrome polished, H 1100 mm	68.49 €
3010022 chrome matt, H 705 mm	53.87 €
3010023 chrome matt, H 820 mm	57.82 €
3010024 chrome matt, H 870 mm	63.28 €
3010025 chrome matt, H 1100 mm	78.15 €
3010019 stainless steel, H 705 mm	82.27 €
3010020 stainless steel, H 820 mm	89.92 €
3010021 stainless steel, H 870 mm	92.44 €
3011023 stainless steel, H 1100 mm	110.92 €
3010036 stainless steel coloured, H 820 mm	57.82 €
3010037 stainless steel coloured, H 870 mm	61.60 €
3011038 stainless steel coloured, H 1100 mm	75.38 €
3010001 white glossy, H 705 mm	43.61 €
3010017 black matt pearly, H 705 mm	56.39 €

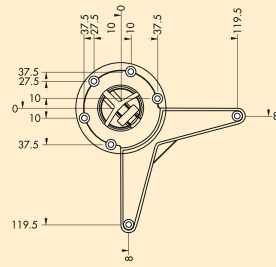


Standard P 6/71

Supporting foot. Classic pillar shape in good, solid workmanship for universal use. The base surface is unpolished and is then coated as needed.

- tube Ø 60 mm, may be shortened apart from stainless steel coloured
- height 705 mm (plus 30 mm height adjustment)
- load-bearing capacity ca. 150 kg

3012001 chrome polished	31.01 €
3012002 stainless steel coloured	38.32 €

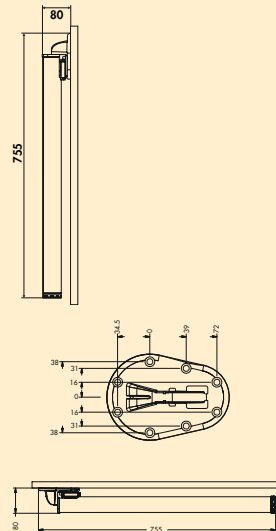


Standard 8/71

Supporting foot. Classic pillar shape in good, solid workmanship for universal use.

- tube Ø 80 mm, may be shortened apart from stainless steel coloured
- height 705 mm (plus 30 mm height adjustment)
- load-bearing capacity ca. 150 kg

3011006	chrome polished	75.13 €
3011024	stainless steel	119.33 €
3011039	stainless steel coloured	79.41 €




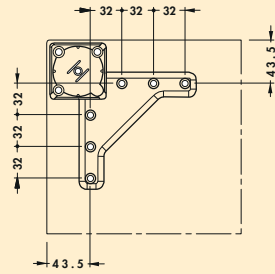
Click round

Supporting foot. Due to the integrated click technology, a table top can be folded away.

- tube-Ø 50 mm
- height 705 mm (plus 30 mm height adjustment)
- load bearing capacity ca. 150 kg

3011088	stainless steel coloured	54.45 €
---------	--------------------------	---------



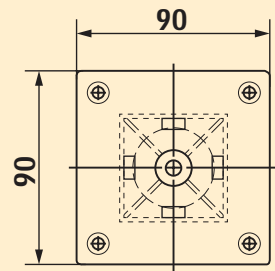


Trampolo 2 square

Supporting foot. Due to the sliding sleeve of -85 mm and +95 mm different heights can be achieved, may not be shortened.

- tube 60 x 60 mm
- load-bearing capacity ca. 150 kg

3011003	stainless steel coloured, H 620-800 mm	127.73 €
3011007	stainless steel coloured, H 795-975 mm	141.18 €
3011010	stainless steel coloured, H 1015-1195 mm	176.47 €



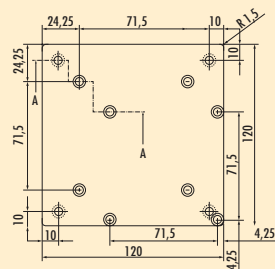
Kreta square foot aluminium

Supporting foot. Sturdy square aluminium profile. Suitable for attachment tables, but not for free standing tables, may not be shortened.

- tube 50 x 50 mm
- height (plus 10 mm height adjustment)
- load-bearing capacity ca. 150 kg

See catalogue 1 page 465-466/24 EN for the matching consoles.

3013010	stainless steel coloured, H 700 mm	105.97 €
3013012	stainless steel coloured, H 870 mm	128.49 €
3013013	stainless steel coloured, H 1100 mm	149.16 €
3013110	black matt, H 700 mm	113.19 €
3013112	black matt, H 870 mm	134.71 €
3013113	black matt, H 1100 mm	157.23 €



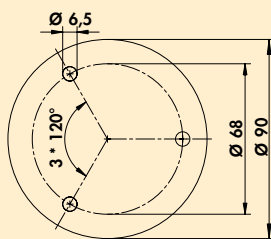

Rhodos square foot aluminium

Supporting foot. Stainless-steel coloured square foot for fastening to wood. The mounting plate for wood may be installed centrally as well as in a corner, may be shortened.

- tube 80 x 80 mm
- height (plus 15 mm height adjustment)
- incl. mounting plate for wood
- load-bearing capacity ca. 250 kg

See catalogue 1 page 467-468/24 EN for the matching consoles.

3013025	stainless steel coloured, H 700 mm	229.35 €
3013027	stainless steel coloured, H 870 mm	260.14 €
3013028	stainless steel coloured, H 1070 mm	282.95 €
3013029	stainless steel coloured, H 1100 mm	289.86 €



Colonna



Supporting foot. Linear in appearance, with washer, may be shortened. Suitable for: base leveller Cippo and console Capitello.

- tube Ø 45 mm
- plus 10 mm height adjustment
- load-bearing capacity ca. 200 kg

When using the glass adapter disk (3021056) bonding should be carried out by a glazier. The disc should be bolted from the bottom.

3013044	stainless steel, H 1055 mm	224.54 €
3013073	stainless steel, H 1160 mm	256.05 €

Optional accessories

3021056	Glass adapter disk, stainless-steel, Ø 90 mm	52.18 €
---------	--	---------

TRADUR®

Base levellers

Standard, classic
and modern

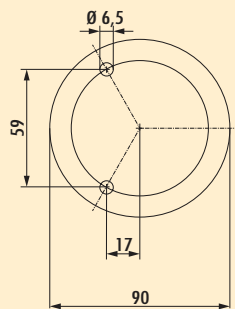


■ Cippo
Kreta
Cosa

Page 458

Page 458

Page 458



Cippo

Base leveller. With washer, may be shortened. Suitable for supporting foot Colonna.

- tube-Ø 45 mm
- 10 mm height adjustment
- load-bearing capacity ca. 200 kg

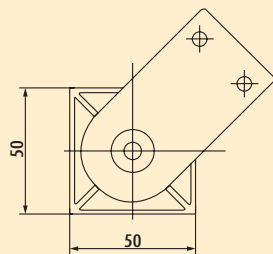
3013040 stainless steel, H 145 mm **114.96 €**

3013041 stainless steel, H 195 mm **116.81 €**



Kreta

Aluminium base leveller as alternative to aluminium frames, stainless-steel coloured anodized. Flexible and versatile in use.



Kreta

Base leveller. Aluminium, may not be shortened.

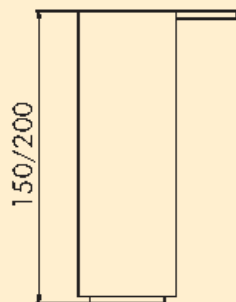
- tube 50 x 50 mm
- 10 mm height adjustment
- load-bearing capacity ca. 150 kg

3013064 stainless steel coloured, H 150 mm **51.26 €**

3013065 stainless steel coloured, H 200 mm **55.71 €**

3013164 black matt, H 150 mm **53.78 €**

3013165 black matt, H 200 mm **58.66 €**



Cosa 2

Base leveller, may not be shortened.

- tube Ø 50 mm
- 30 mm height adjustment
- load-bearing capacity ca. 150 kg


3013047 chrome polished, H 150 mm **21.85 €**

3013048 stainless steel coloured, H 150 mm **25.38 €**

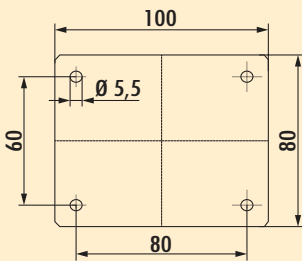
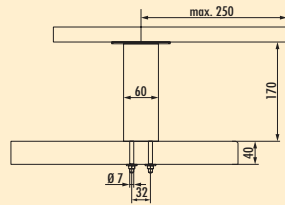


TRADUR® Consoles

Keep their promises



■ Korfu	Page 460–461
Glass adapter disk	Page 461
Counter top	Page 462
Capitello	Page 463–464
Model 40, 41, 42	Page 464–465
Glass adapter disk	Page 465
Kreta	Page 465–466
Rhodos	Page 467–468
Model 50, 51	Page 468
Model 45	Page 469
Console rigid	Page 469
Folding console	Page 469
Vettore folding console	Page 469
Spruzzo	Page 470
Glass shelf	Page 470



Korf 1

Console.

- straight
- elegant design 60 x 10 mm
- max. load per pair approx. 60 kg given even distribution, max. spacing of the consoles of 900 mm and max. projection of the plates of 250 mm

Suitable for base frame (see catalogue 3, p. 75–77/24 EN).

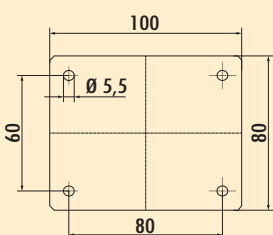
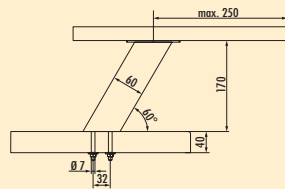
When using the glass adapter disk (3021176) bonding should be performed by a glazier.

3021177 stainless steel coloured, H 170 mm	56.89 €
--	---------

Optional accessories

3021176 Glass adapter disk, stainless steel, Ø 50 mm	46.64 €
--	---------

Supporting
elements



Korf 2

Console.

- slanted
- elegant design 60 x 10 mm
- max. load per pair approx. 60 kg given even distribution, max. spacing of the consoles of 900 mm and max. projection of the plates of 250 mm

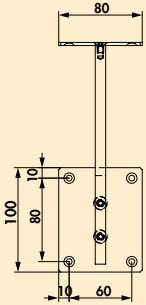
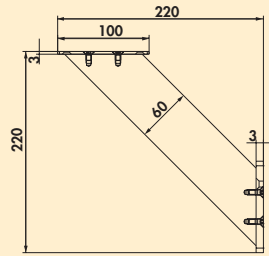
Suitable for base frame (catalogue 3, p. 75–77/24 EN).

When using the glass adapter disk (3021176) bonding should be performed by a glazier.

3021178 stainless-steel coloured, H 170 mm	58.15 €
--	---------

Optional accessories

3021176 Glass adapter disk, stainless steel, Ø 50 mm	46.64 €
--	---------



Korfu 3

- Console.
- slanted
 - elegant design 60 x 10 mm
 - max. load per pair approx. 60 kg given even distribution, max. spacing of the consoles of 900 mm and max. projection of the plates of 250 mm

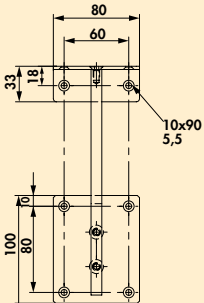
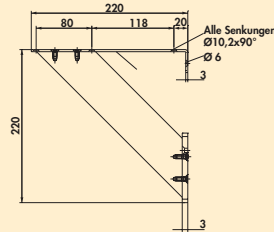
Suitable for base frame (catalogue 3, p. 75–77/24 EN).

When using the glass adapter disk (3021176) bonding should be performed by a glazier.

3021191 stainless steel coloured, H 220 mm **73.36 €**

Optional accessories

3021176 Glass adapter disk, stainless steel, Ø 50 mm **46.64 €**



Korfu 4

- Console. With mounting plate.
- slanted
 - elegant design 60 x 10 mm
 - max. load per pair approx. 60 kg given even distribution, max. spacing of the consoles of 900 mm and max. projection of the plates of 250 mm

Suitable for base frame (catalogue 3, p. 75–77/24 NL EN).

3021192 stainless-steel coloured, H 220 mm **84.96 €**



Glass adapter disk

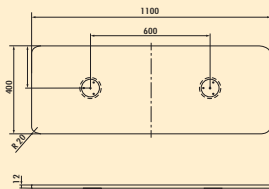



Optimal accessory for Korfu 1, Korfu 2 and Korfu 3.

- height 15 mm
- to be bolted from below

Gluing should be performed by a glazier.

3021176 stainless steel, Ø 50 mm **46.64 €**



Counter top

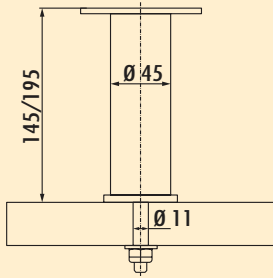
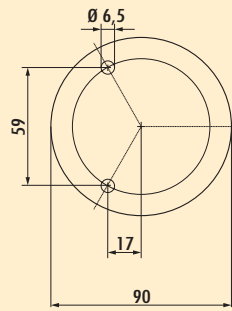
Optimal accessories for Capitello 1, 2, 3 (3013042/43, 3021072/73/74/75/76/79).

Rounded edges and round glass adaptors glued on.

- 12 x 1100 x 400 mm (H x W x D)
- glass adapter H 12 mm

3023015 satinised glass

589.92 €



Capitello 1



Console with washer and bolted connection. Suitable for supporting foot Colonna (see catalogue 1 pages 456/24 EN) and base leveller Cippo (see catalogue 1 pages 458/24 EN).

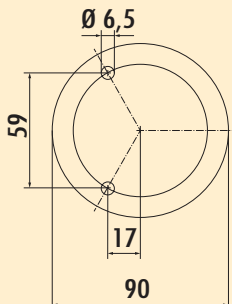
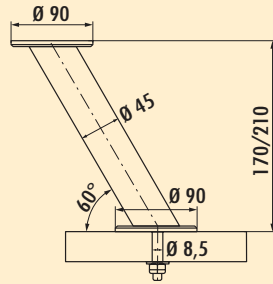
— max. load per pair approx. 60 kg given even distribution, max. spacing of the consoles of 900 mm and max. projection of the plates of 250 mm

When using the glass adapter disk (3021056) bonding should be performed by a glazier.

3013042	stainless steel, H 145 mm, tube Ø 45 mm	122.18 €
3013043	stainless steel, H 195 mm, tube Ø 45 mm	123.95 €

Optional accessories

3021056	Glass adapter disk, stainless-steel, Ø 90 mm	52.18 €
---------	--	---------



Capitello 2

Console. With bolted connection.

— slanted

— max. load per pair approx. 40 kg given even distribution, max. spacing of the consoles of 900 mm and max. projection of the plates of 250 mm

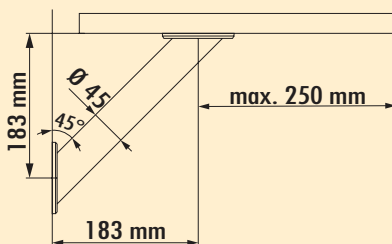
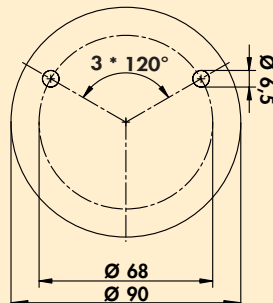
When using the glass adapter disk (3021056) bonding should be performed by a glazier.

3021075	stainless steel, H 170 mm, tube Ø 45 mm	128.49 €
3021076	stainless steel, H 210 mm, tube Ø 45 mm	130.25 €

3021072	chrome polished, H 170 mm, tube Ø 45 mm	103.28 €
3021073	chrome polished, H 210 mm, tube Ø 45 mm	111.43 €

Optional accessories

3021056	Glass adapter disk, stainless-steel, Ø 90 mm	52.18 €
---------	--	---------



Capitello 3

Console.

— slanted

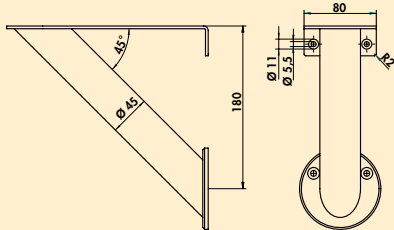
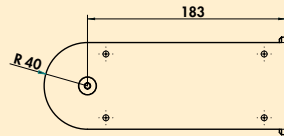
— max. load per pair approx. 40 kg given even distribution, max. spacing of the consoles of 900 mm and max. projection of the plates of 250 mm

When using the glass adapter disk (3021056) bonding should be performed by a glazier.

3021074	stainless steel, H 183 mm, tube Ø 45 mm	140.17 €
3021079	chrome polished, H 183 mm, tube Ø 45 mm	105.97 €

Optional accessories

3021056	Glass adapter disk, stainless-steel, Ø 90 mm	52.18 €
---------	--	---------



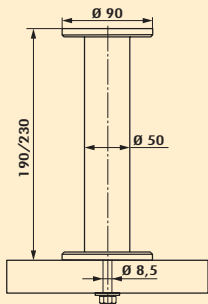
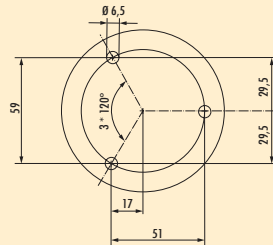
Capitello 4



Console. With mounting plate.

- slanted
- max. load per pair approx. 60 kg given even distribution, max. spacing of the consoles of 900 mm and max. projection of the plates of 250 mm

3021089 stainless steel, H 180 mm, tube Ø 45 mm **110.50 €**



Model 41



Console. With bolted connection.

- max. load per pair approx. 60 kg given even distribution, max. spacing of the consoles of 900 mm and max. projection of the plates of 250 mm

When using the glass adapter disk (3021056) bonding should be performed by a glazier.

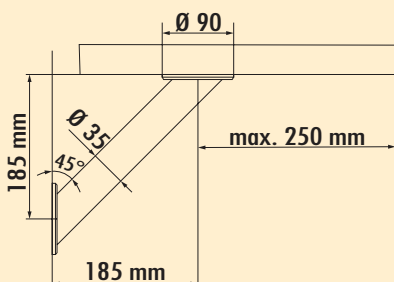
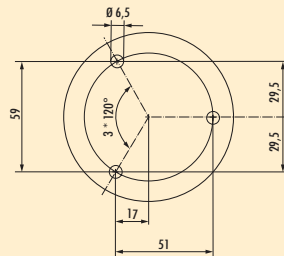

3021063 stainless steel, H 190 mm, tube Ø 50 mm **140.17 €**

3021066 stainless steel, H 230 mm, tube Ø 50 mm **157.23 €**

Optional accessories

3021056 Glass adapter disk, stainless-steel, Ø 90 mm **52.18 €**

3023050 Rotating adaptor, stainless steel, Ø 90 mm **133.61 €**



Model 40



Console.

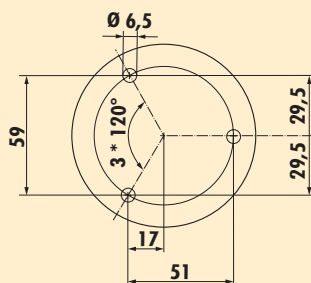
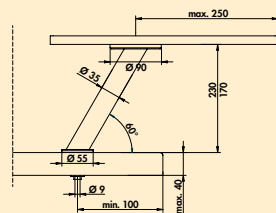
- max. load per pair approx. 40 kg given even distribution, max. spacing of the consoles of 900 mm and max. projection of the plates of 250 mm

When using the glass adapter disk (3021056) bonding should be carried out by a glazier.

3021097 stainless steel, H 185 mm, tube Ø 35 mm **141.93 €**

Optional accessories

3021056 Glass adapter disk, stainless-steel, Ø 90 mm **52.18 €**



Model 42

Console. With bolted connection.

- slanted
- max. load per pair approx. 60 kg given even distribution, max. spacing of the consoles of 900 mm and max. projection of the plates of 250 mm

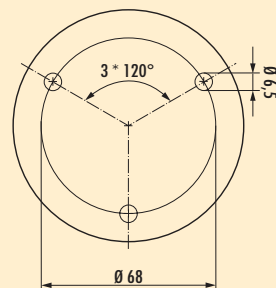
For granite tops, the Capitello series is better.

When using the glass adapter disk (3021056) bonding should be performed by a glazier.

3021083 stainless-steel, H 170 mm, tube Ø 35 mm	152.69 €
3021084 stainless-steel, H 230 mm, tube Ø 35 mm	157.23 €

Optional accessories

3021056 Glass adapter disk, stainless-steel, Ø 90 mm	52.18 €
---	----------------



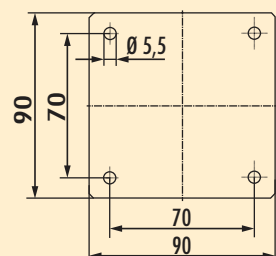
Glass adapter disk

Optimal accessories for Colonna, Capitello 1, 2, 3, Turn Around and Model 40, 41, 42.

- height 12 mm
- to be bolted from below

Gluing should be performed by a glazier.

3021056 stainless-steel, Ø 90 mm	52.18 €
---	----------------



Kreta 1 slanted

Console.

- slanted
- aluminium profile 50 x 50 mm, milled
- slant angle 60°
- max. load per pair approx. 60 kg given even distribution, max. spacing of the consoles of 900 mm and max. projection of the plates of 250 mm

May be used for fastening to wood and with adaptor for gluing to UV glass.

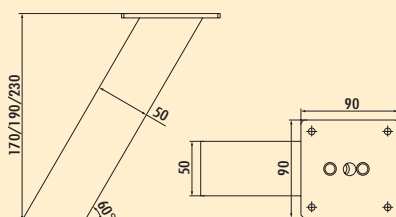
When using the glass adapter disk (3023007) bonding should be performed by a glazier.

3023028 stainless steel coloured, H 170 mm	111.43 €
3023022 stainless steel coloured, H 190 mm	113.19 €
3023023 stainless steel coloured, H 230 mm	118.57 €


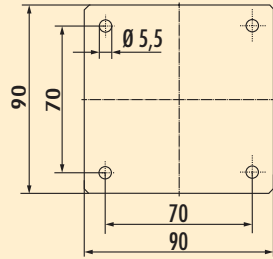
3023030 matt black, H 170 mm	109.58 €
3023031 matt black, H 190 mm	111.43 €
3023032 matt black, H 230 mm	116.81 €

Optional accessories

3023007 Glass adapter disk, stainless-steel	59.50 €
--	----------------



Supporting elements



Kreta 2 straight

Console. Aluminium profile 50 x 50 mm.

- straight
- max. load per pair approx. 60 kg given even distribution, max. spacing of the consoles of 900 mm and max. projection of the plates of 250 mm

3023029 stainless steel coloured, H 170 mm **46.13 €**

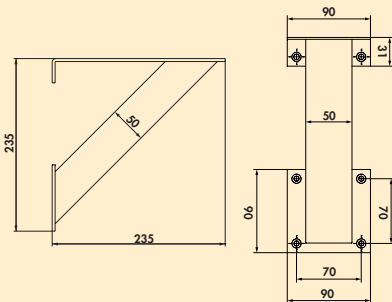
3023026 stainless steel coloured, H 190 mm **49.08 €**

3023027 stainless steel coloured, H 230 mm **53.78 €**

3023033 matt black, H 170 mm **45.55 €**

3023034 matt black, H 190 mm **48.40 €**

3023035 matt black, H 230 mm **53.03 €**



Kreta 3 slanted


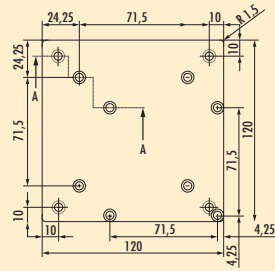
Console. With mounting plat.

- slanted
- aluminium profile 50 x 50 mm, milled
- max. load per pair approx. 60 kg given even distribution, max. spacing of the consoles of 900 mm and max. projection of the plates of 250 mm

3021190 stainless steel coloured, H 235 mm **105.97 €**

3021193 black matt, H 235 mm **122.18 €**

Supporting
elements



Rhodos 1

Console.

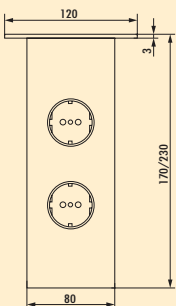
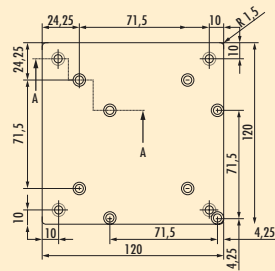
- aluminium profile 80 x 80 mm
- max. load per pair approx. 60 kg given even distribution, max. spacing of the consoles of 900 mm and max. projection of the plates of 250 mm

3023046 stainless steel coloured, H 170 mm **145.55 €**

3023044 stainless steel coloured, H 230 mm **150.00 €**

Optional accessories

3013024 Glass adapter disk, stainless steel **127.56 €**



Rhodos 2

Console.

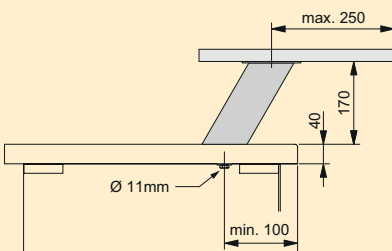
- aluminium profile 80 x 80 mm
- with **one or two** integrated earthing contact sockets
- supply line 1500 mm, 3-wire, free ends
- connection through the worktop
- max. load per pair approx. 60 kg given even distribution, max. spacing of the consoles of 900 mm and max. projection of the plates of 250 mm

3023047 stainless steel coloured, H 170 mm, 1 socket **258.74 €**

3023045 stainless steel coloured, H 230 mm, 2 sockets **266.81 €**

Optional accessories

3013024 Glass adapter disk, stainless steel **127.56 €**

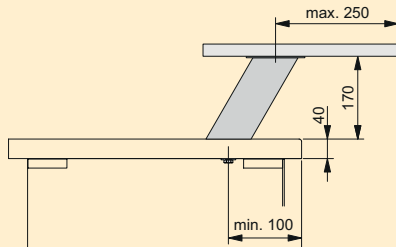


Rhodos 3

Console.

- slanted
- aluminium profile 80 x 80 mm
- max. load per pair approx. 60 kg given even distribution, max. spacing of the consoles of 900 mm and max. projection of the plates of 250 mm

3023040 stainless steel coloured, H 170 mm **157.23 €**



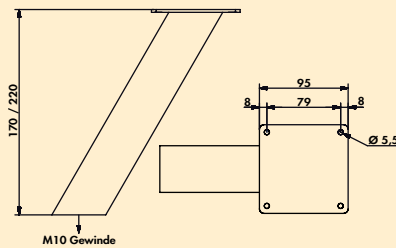
Rhodos 4

Console.

- slanted
- aluminium profile 80 x 80 mm
- with **one** integrated earthing contact socket
- supply line 1500 mm, 3-wire, free ends
- connection through the worktop
- max. load per pair approx. 60 kg given even distribution, max. spacing of the consoles of 900 mm and max. projection of the plates of 250 mm

3023041 stainless steel coloured, H 170 mm

266.81 €



Model 50

Console.

- slanted
- aluminium profile 50 x 50 mm
- max. load per pair approx. 30 kg given even distribution, max. spacing of the consoles of 900 mm and max. projection of the plates of 250 mm

3021183 aluminium anodised, H 170 mm

52.02 €

3021185 aluminium anodised, H 220 mm

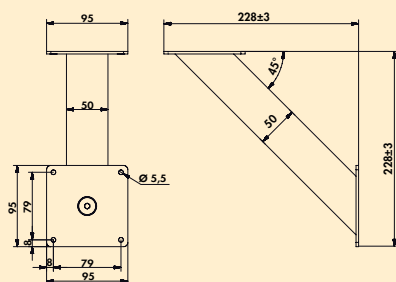
54.45 €

3021184 stainless steel coloured, H 170 mm

56.97 €

3021186 stainless steel coloured, H 220 mm

60.17 €



Model 51

Console. For fastening to cabinet body.

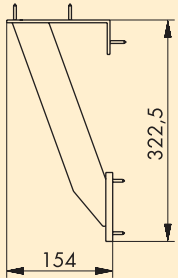
- slanted
- aluminium profile 50 x 50 mm
- max. load per pair approx. 30 kg given even distribution, max. spacing of the consoles of 900 mm and max. projection of the plates of 250 mm

3021180 aluminium anodised, H 228 mm

74.20 €

3021181 stainless steel coloured, H 228 mm

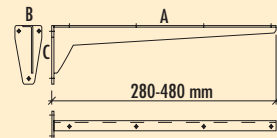
85.38 €



Model 45

Console. For fastening to cabinet body.
 — aluminium profile 50 x 10 mm
 — max. load per pair approx. 30 kg given even distribution, max. spacing of the consoles of 900 mm and max. projection of the plates of 250 mm

3021082 aluminium anodised, H 322.5 mm **71.34 €**



Console rigid

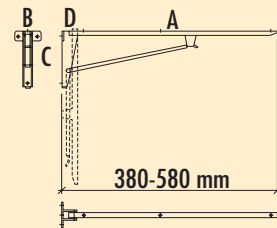
Sturdy sheet-metal construction. Shelf support with welded mounting plate.
 — primed in grey
 — load-bearing capacity ca. 75 kg

3021085 A 280, W 53, C 100 mm **35.29 €**

3021086 A 330, W 53, C 100 mm **38.15 €**

3021087 A 380, W 65, C 130 mm **51.09 €**

3021088 A 480, W 65, C 130 mm **54.29 €**



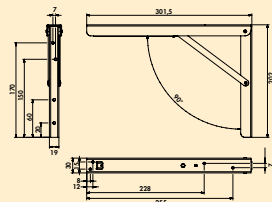
Folding console

Robust steel construction. When opened, the folding console automatically engages and may be disengaged just as easily by lifting the locking arm.
 — primed in grey
 — load-bearing capacity ca. 75 kg

3021093 A 380, W 82, C 134, D 50 mm **110.92 €**

3021094 A 480, W 82, C 152, D 50 mm **121.01 €**

3021095 A 580, W 82, C 178, D 50 mm **136.97 €**

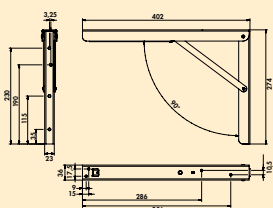


Vettore folding console

— galvanised
 — drill Ø 4 mm
 — can be locked in three positions, 90°, 80°, 70°
 — four fixing points each to the wall and countertop
 — load bearing capacity approx. 100 kg
 — 1 PU = 1 skid

3021053 300 x 200 x 30 mm, price per PU **57.73 €**

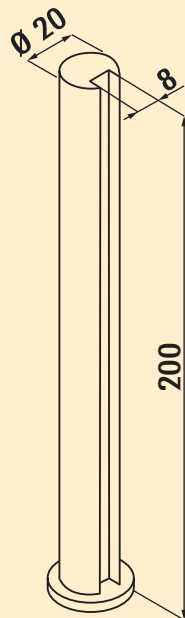
3021055 400 x 270 x 36 mm, price per PU **72.61 €**





Spruzzo

Splash protection for fastening to the worktop. The bolted connection is fastened underneath the worktop. May be used for stove tops and sinks, also in gastronomy and shop construction. May also be used as a screen.



Spruzzo

Console. Splash protection. Suitable for 8 mm glass plate thickness.

- drill Ø 6 mm
- glass shelves to be ordered separately

3021132 stainless steel coloured, H 200 mm, Ø 20 mm, price per pair	75.21 €
3021134 black matt, H 200 mm, Ø 20 mm, price per pair	75.21 €

Supporting elements



Glass shelf

Optional accessories for Spruzzo (3021132, 3021134), Kaiman (3021078, 3021092), Prior (3021032, 3021035), Akro (3021009) and Moon (3021090, 3021091).

- high-quality glass plates with polished edges
- thickness 8 mm
- depth 200 mm

3021014 clear glass, L 580 mm	45.71 €
3021026 clear glass, L 880 mm	67.14 €
3021124 clear glass, L 1140 mm	74.20 €
3021114 satinised glass, L 580 mm	69.83 €
3021126 satinised glass, L 880 mm	98.91 €
3021125 satinised glass, L 1140 mm	113.61 €