

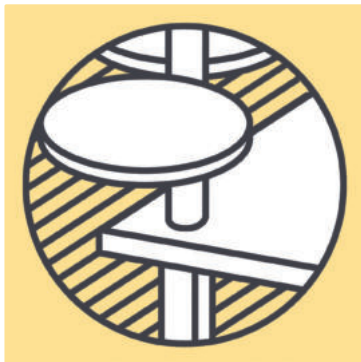
TRADUR®

Supporting
elements



Balance

Supporting
elements



They provide support wherever a strong hold is needed! TRADUR® supporting feet, base levellers and consoles are just as much at home in contemporary single kitchens, country kitchens or designer loft kitchens.

The supporting feet, base levellers, supporting consoles and pillars only appear in the background as design elements. Yet, in modern interior design, they literally play a supporting role and create a balanced effect. In a highly variable and nuanced language of shapes and colours, stable and versatile in use!

TRADUR®

Supporting elements

Nuanced shapes – the variable sides of the TRADUR® range



- TRADUR® Supporting feet
Classic, timeless and highly contemporary
Page 471–478



- TRADUR® Base levellers
Ergonomic and flexible
Page 479–480



- TRADUR® Consoles
Keep their promises
Page 481–492

TRADUR®

Supporting feet

Standard, classic
and modern



Standard	Page 473–474
Click round	Page 474
Move 1	Page 475
Trampolo round	Page 475–476
Tonda Quadra	Page 476
Quadra	Page 476
Trampolo 2 square	Page 477
Kreta	Page 477
Rhodos	Page 477
Colonna	Page 478

TRADUR®

Supporting feet

Colour meets shape –
the colourful side of the TRADUR® range



white glossy



chrome polished



stainless steel coloured



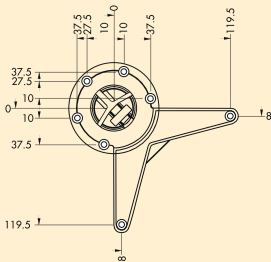
black matt pearly



stainless steel



chrome matt

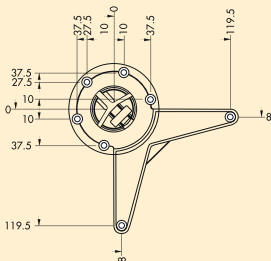


Standard 6

Supporting foot. Classic pillar shape of the best and solid workmanship for universal use.

- tube-Ø 60 mm, may be shortened apart from stainless steel coloured
- height plus 30 mm height adjustment
- load-bearing capacity ca. 150 kg

3010002	chrome polished, H 705 mm	44.10 €
3010004	chrome polished, H 820 mm	52.23 €
3010011	chrome polished, H 870 mm	53.87 €
3011013	chrome polished, H 1100 mm	70.48 €
3010022	chrome matt, H 705 mm	55.43 €
3010023	chrome matt, H 820 mm	59.50 €
3010024	chrome matt, H 870 mm	65.12 €
3010025	chrome matt, H 1100 mm	80.42 €
3010019	stainless steel, H 705 mm	84.66 €
3010020	stainless steel, H 820 mm	92.53 €
3010021	stainless steel, H 870 mm	95.12 €
3011023	stainless steel, H 1100 mm	114.14 €
3010036	stainless steel coloured, H 820 mm	59.50 €
3010037	stainless steel coloured, H 870 mm	63.39 €
3011038	stainless steel coloured, H 1100 mm	77.57 €
3010001	white glossy, H 705 mm	44.87 €
3010017	black matt pearly, H 705 mm	58.03 €



Standard P 6/71

Supporting foot. Classic pillar shape in good, solid workmanship for universal use. The base surface is unpolished and is then coated as needed.

- tube Ø 60 mm, may be shortened apart from stainless steel coloured
- height 705 mm (plus 30 mm height adjustment)
- load-bearing capacity ca. 150 kg

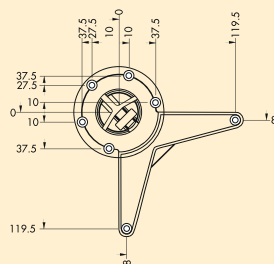
3012001	chrome polished	31.91 €
3012002	stainless steel coloured	39.43 €

Standard 8/71

Supporting foot. Classic pillar shape in good, solid workmanship for universal use.

- tube Ø 80 mm, may be shortened apart from stainless steel coloured
- height 705 mm (plus 30 mm height adjustment)
- load-bearing capacity ca. 150 kg

3011006 chrome polished	77.31 €
3011024 stainless steel	122.79 €
3011039 stainless steel coloured	81.71 €


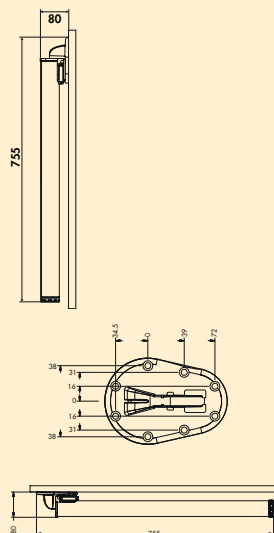


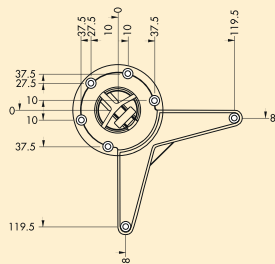
Click round

Supporting foot. Due to the integrated click technology, a table top can be folded away.

- tube-Ø 50 mm
- height 705 mm (plus 30 mm height adjustment)
- load bearing capacity ca. 150 kg

3011088 stainless steel coloured	56.03 €
---	----------------



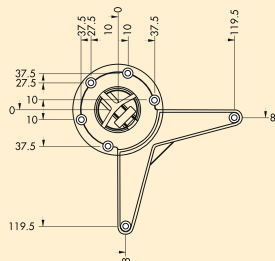


Move 1

Supporting foot. Elegant functionality in mobile design with smooth roller technology, may not be shortened.

- tube Ø 60 mm
- height 638 mm (plus 100 mm height adjustment)
- load-bearing capacity ca. 150 kg

3051037 chrome polished	117.60 €
--------------------------------	-----------------



Trampolo 1 round

Supporting foot. Due to the sliding sleeve of -85 mm and $+95\text{ mm}$ different heights can be achieved.

- tube Ø 50 mm
- sleeve Ø 60 mm
- load-bearing capacity ca. 150 kg

3011051	stainless steel coloured, H 620–800 mm	65.72 €
----------------	--	----------------

3011053 stainless steel coloured, H 800–980 mm	68.83 €
---	----------------

3011055 stainless steel coloured, H 920–1100 mm	71.08 €
--	----------------

3011050 chrome polished, H 620–800 mm	56.73 €
--	----------------

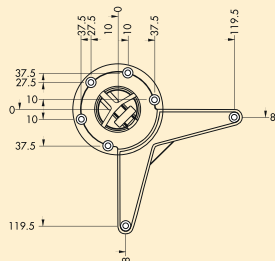
3011052 chrome polished, H 800–980 mm	58.46 €
--	----------------

3011054 chrome polished, H 920–1100 mm	59.84 €
---	----------------

3011090 black matt pearly, H 620–800 mm	45.14 €
--	----------------

3011091 black matt pearly, H 800–980 mm	47.21 €
--	----------------

3011092 black matt pearly, H 920–1100 mm	58.11 €
---	----------------



Trampolo 50 round

Supporting foot. Due to the sliding sleeve, the height can be increased by 180 mm.

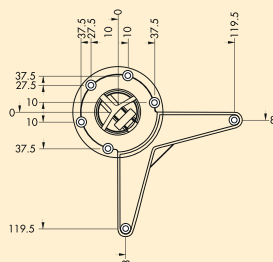
- tube Ø 50 mm
- sleeve Ø 60 mm
- load bearing capacity ca. 150 kg

3011080 stainless steel coloured, H 705–885 mm	83.79 €
---	----------------

3011081 stainless steel coloured, H 890–1070 mm	101.17 €
--	-----------------

3011082 chrome polished, H 705–885 mm	82.06 €
--	----------------

3011083 chrome polished, H 890–1070 mm	100.31 €
---	-----------------



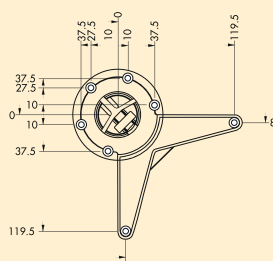
Trampolo 80 round

Supporting foot. Due to the sliding sleeve, the height can be increased by 180 mm.

- tube Ø 80 mm
- sleeve Ø 90 mm
- load bearing capacity ca. 150 kg

3011084 stainless steel coloured, H 705–885 mm **201.48 €**

3011085 stainless steel coloured, H 880–1060 mm **229.15 €**

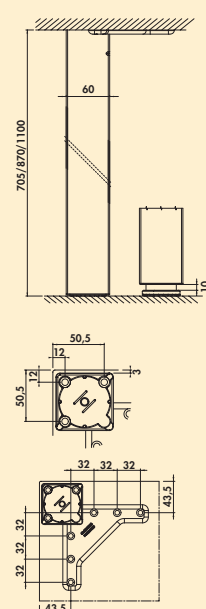


Tonda Quadra

Supporting foot. From round to square, may not be shortened.

- height 705 mm (plus 10 mm height adjustment)
- top Ø 60 mm round
- bottom 47 x 47 mm square
- load-bearing capacity ca. 150 kg

3011072 aluminium coloured, RAL 9006 **60.01 €**



Quadra

Supporting foot. Square, may not be shortened.

- height plus 10 mm height adjustment
- 60 x 60 mm
- can be mounted flush to corner/centrally
- load-bearing capacity ca. 150 kg

3011093 stainless steel coloured, H 705 mm **119.33 €**

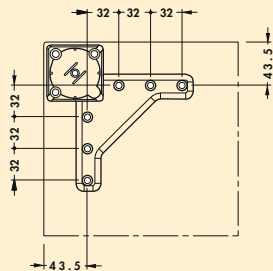

3011095 stainless steel coloured, H 870 mm **129.71 €**

3011097 stainless steel coloured, H 1100 mm **146.14 €**

3011094 matt black pearly, H 705 mm **79.55 €**

3011096 matt black pearly, H 870 mm **86.38 €**

3011098 matt black pearly, H 1100 mm **89.06 €**

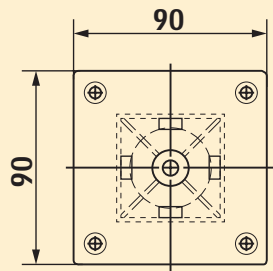


Trampolo 2 square

Supporting foot. Due to the sliding sleeve of -85 mm and $+95\text{ mm}$ different heights can be achieved, may not be shortened.

- tube 60 x 60 mm
- load-bearing capacity ca. 150 kg

3011003 stainless steel coloured, H 620–800 mm	131.43 €
3011007 stainless steel coloured, H 795-975 mm	145.27 €
3011010 stainless steel coloured, H 1015–1195 mm	181.59 €



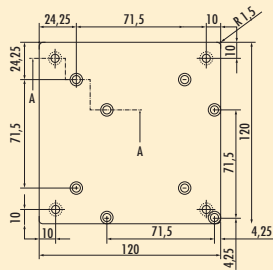
Kreta square foot aluminium

Supporting foot. Sturdy square aluminium profile. Suitable for attachment tables, but not for free standing tables, may not be shortened.

- tube 50 x 50 mm
- height (plus 10 mm height adjustment)
- load-bearing capacity ca. 150 kg

See catalogue 1 page 487-488/25 EN for the matching consoles.

3013010 stainless steel coloured, H 700 mm	109.04 €
3013012 stainless steel coloured, H 870 mm	132.22 €
3013013 stainless steel coloured, H 1100 mm	153.49 €
<hr/>	
3013110 black matt, H 700 mm	116.47 €
3013112 black matt, H 870 mm	138.62 €
3013113 black matt, H 1100 mm	161.79 €



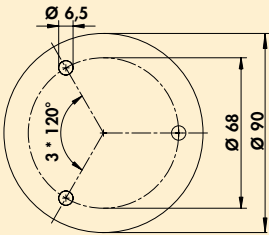

Rhodos square foot aluminium

Supporting foot. Stainless-steel coloured square foot for fastening to wood. The mounting plate for wood may be installed centrally as well as in a corner, may be shortened.

- tube 80 x 80 mm
- height (plus 15 mm height adjustment)
- incl. mounting plate for wood
- load-bearing capacity ca. 250 kg

See catalogue 1 page 489-490/25 EN for the matching consoles.

3013025 stainless steel coloured, H 700 mm	236.00 €
3013027 stainless steel coloured, H 870 mm	267.68 €
3013028 stainless steel coloured, H 1070 mm	291.16 €
3013029 stainless steel coloured, H 1100 mm	298.27 €



Colonna



Supporting foot. Linear in appearance, with washer, may be shortened. Suitable for: base leveller Cippo and console Capitello.

- tube Ø 45 mm
- plus 10 mm height adjustment
- load-bearing capacity ca. 200 kg

When using the glass adapter disk (3021056) bonding should be carried out by a glazier. The disc should be bolted from the bottom.

3013044	stainless steel, H 1055 mm	231.05 €
3013073	stainless steel, H 1160 mm	263.48 €
Optional accessories		
3021056	Glass adapter disk, stainless-steel, Ø 90 mm	53.69 €

TRADUR®

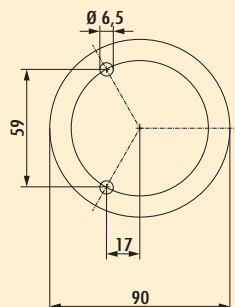
Base levellers

Standard, classic
and modern



■ Cippo
Kreta
Cosa

Page 480
Page 480
Page 480



Cippo

Base leveller. With washer, may be shortened. Suitable for supporting foot Colonna.

- tube-Ø 45 mm
- 10 mm height adjustment
- load-bearing capacity ca. 200 kg

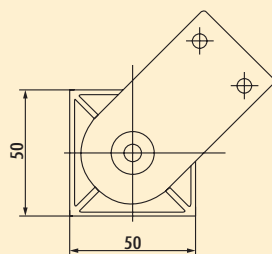
3013040 stainless steel, H 145 mm **118.29 €**

3013041 stainless steel, H 195 mm **120.20 €**



Kreta

Aluminium base leveller as alternative to aluminium frames, stainless-steel coloured anodized. Flexible and versatile in use.



Kreta

Base leveller. Aluminium, may not be shortened.

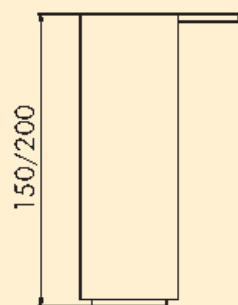
- tube 50 x 50 mm
- 10 mm height adjustment
- load-bearing capacity ca. 150 kg

3013064 stainless steel coloured, H 150 mm **52.75 €**

3013065 stainless steel coloured, H 200 mm **57.33 €**

3013164 black matt, H 150 mm **55.34 €**

3013165 black matt, H 200 mm **60.36 €**



Cosa 2

Base leveller, may not be shortened.

- tube Ø 50 mm
- 30 mm height adjustment
- load-bearing capacity ca. 150 kg

3013047 chrome polished, H 150 mm **22.48 €**

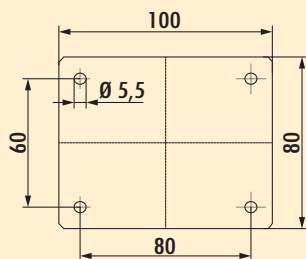
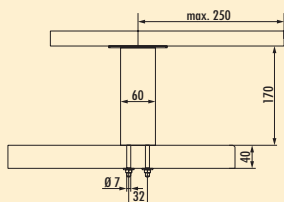
3013048 stainless steel coloured, H 150 mm **26.12 €**

TRADUR® Consoles

Keep their promises



Korfu	Page 482–483
Glass adapter disk	Page 483
Counter top	Page 484
Capitello	Page 485–486
Model 40, 41, 42	Page 486–487
Glass adapter disk	Page 487
Kreta	Page 487–488
Rhodos	Page 489–490
Model 50, 51	Page 490
Model 45	Page 491
Console rigid	Page 491
Folding console	Page 491
Vettore folding console	Page 491
Spruzzo	Page 492
Glass shelf	Page 492



Korfu 1

Console.

- straight
- elegant design 60 x 10 mm
- max. load per pair approx. 60 kg given even distribution, max. spacing of the consoles of 900 mm and max. projection of the plates of 250 mm

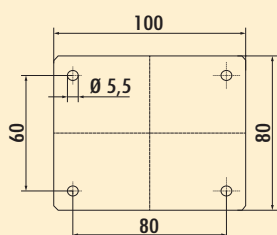
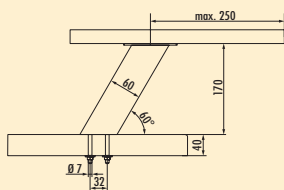
Suitable for base frame (see catalogue 3, p. 75–77/25 EN).

When using the glass adapter disk (3021176) bonding should be performed by a glazier.

3021177 stainless steel coloured, H 170 mm	58.54 €
--	---------

Optional accessories

3021176 Glass adapter disk, stainless steel, Ø 50 mm	47.99 €
--	---------



Korfu 2

Console.

- slanted
- elegant design 60 x 10 mm
- max. load per pair approx. 60 kg given even distribution, max. spacing of the consoles of 900 mm and max. projection of the plates of 250 mm

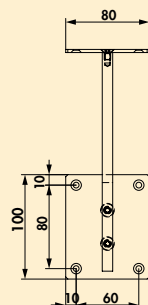
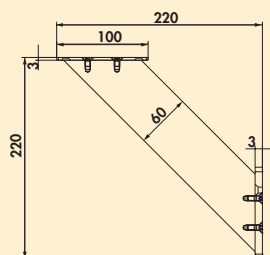
Suitable for base frame (catalogue 3, p. 75–77/25 EN).

When using the glass adapter disk (3021176) bonding should be performed by a glazier.

3021178 stainless-steel coloured, H 170 mm	59.84 €
--	---------

Optional accessories

3021176 Glass adapter disk, stainless steel, Ø 50 mm	47.99 €
--	---------



Korfu 3

Console.

- slanted
- elegant design 60 x 10 mm
- max. load per pair approx. 60 kg given even distribution, max. spacing of the consoles of 900 mm and max. projection of the plates of 250 mm

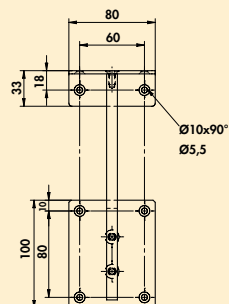
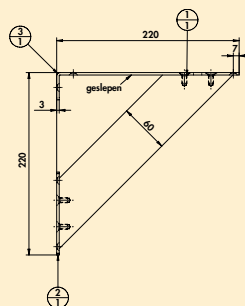
Suitable for base frame (catalogue 3, p. 75–77/25 EN).

When using the glass adapter disk (3021176) bonding should be performed by a glazier.

3021191 stainless steel coloured, H 220 mm **75.49 €**

Optional accessories

3021176 Glass adapter disk, stainless steel, Ø 50 mm **47.99 €**




Korfu 4

Console. With mounting plate.

- slanted
- elegant design 60 x 10 mm
- max. load per pair approx. 60 kg given even distribution, max. spacing of the consoles of 900 mm and max. projection of the plates of 250 mm

Suitable for base frame (catalogue 3, p. 75–77/25 EN).

3021192 stainless-steel coloured, H 220 mm **87.42 €**



Glass adapter disk

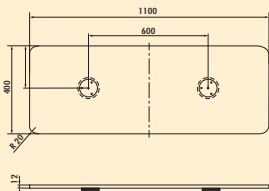



Optimal accessorie for Korfu 1, Korfu 2 and Korfu 3.

- height 15 mm
- to be bolted from below

Gluing should be performed by a glazier.

3021176 stainless steel, Ø 50 mm **47.99 €**

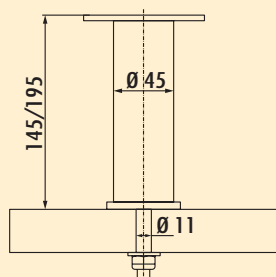
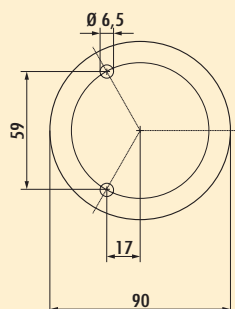


Counter top

Optimal accessories for Capitello 1, 2, 3 (3013042/43, 3021072/73/74/75/76/79).
Rounded edges and round glass adaptors glued on.
— 12 x 1100 x 400 mm (H x W x D)
— glass adapter H 12 mm

3023015 satinised glass	607.03 €
-------------------------	----------

Supporting
elements



Capitello 1



Console with washer and bolted connection. Suitable for supporting foot Colonna (see catalogue 1 pages 478/25 EN) and base leveller Cippo (see catalogue 1 pages 480/25 EN).

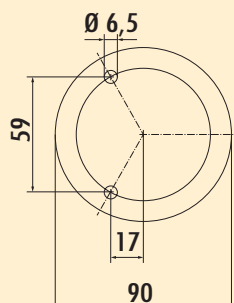
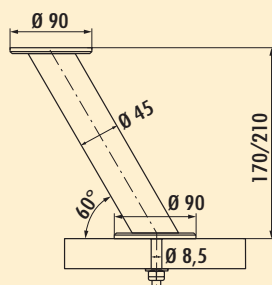
— max. load per pair approx. 60 kg given even distribution, max. spacing of the consoles of 900 mm and max. projection of the plates of 250 mm

When using the glass adapter disk (3021056) bonding should be performed by a glazier.

3013042	stainless steel, H 145 mm, tube Ø 45 mm	125.72 €
3013043	stainless steel, H 195 mm, tube Ø 45 mm	127.54 €

Optional accessories

3021056	Glass adapter disk, stainless-steel, Ø 90 mm	53.69 €
----------------	--	----------------



Capitello 2

Console. With bolted connection.

— slanted

— max. load per pair approx. 40 kg given even distribution, max. spacing of the consoles of 900 mm and max. projection of the plates of 250 mm

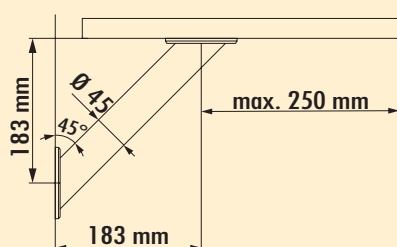
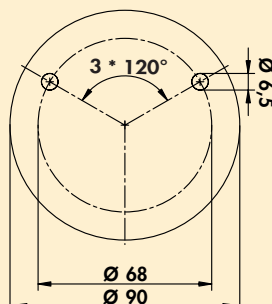
When using the glass adapter disk (3021056) bonding should be performed by a glazier.

3021075	stainless steel, H 170 mm, tube Ø 45 mm	132.22 €
3021076	stainless steel, H 210 mm, tube Ø 45 mm	134.03 €

3021072	chrome polished, H 170 mm, tube Ø 45 mm	106.28 €
3021073	chrome polished, H 210 mm, tube Ø 45 mm	114.66 €

Optional accessories

3021056	Glass adapter disk, stainless-steel, Ø 90 mm	53.69 €
----------------	--	----------------



Capitello 3

Console.

— slanted

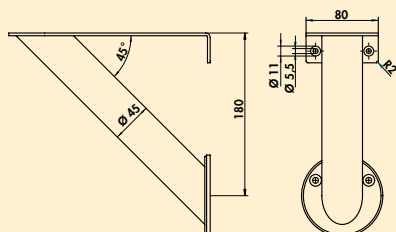
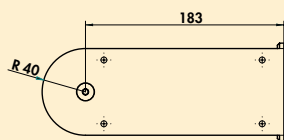
— max. load per pair approx. 40 kg given even distribution, max. spacing of the consoles of 900 mm and max. projection of the plates of 250 mm

When using the glass adapter disk (3021056) bonding should be performed by a glazier.

3021074	stainless steel, H 183 mm, tube Ø 45 mm	144.23 €
----------------	---	-----------------

Optional accessories

3021056	Glass adapter disk, stainless-steel, Ø 90 mm	53.69 €
----------------	--	----------------



Capitello 4

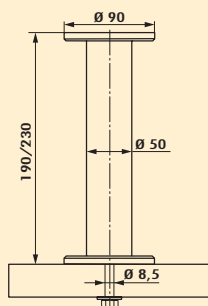
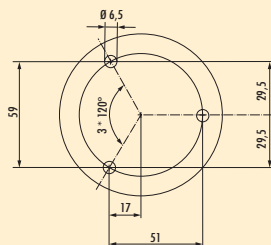


Console. With mounting plate.

- slanted
- max. load per pair approx. 60 kg given even distribution, max. spacing of the consoles of 900 mm and max. projection of the plates of 250 mm

3021089 stainless steel, H 180 mm, tube Ø 45 mm

113.70 €



Model 41



Console. With bolted connection.

- max. load per pair approx. 60 kg given even distribution, max. spacing of the consoles of 900 mm and max. projection of the plates of 250 mm

When using the glass adapter disk (3021056) bonding should be performed by a glazier.

3021063 stainless steel, H 190 mm, tube Ø 50 mm

144.23 €

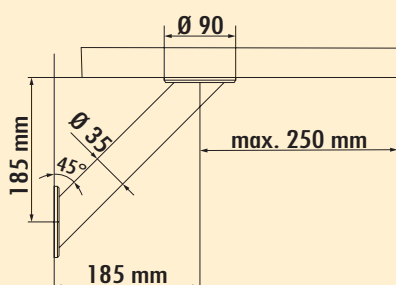
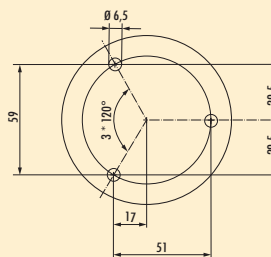

3021066 stainless steel, H 230 mm, tube Ø 50 mm

161.79 €

Optional accessories

3021056 Glass adapter disk, stainless-steel, Ø 90 mm

53.69 €



Model 40



Console.

- max. load per pair approx. 40 kg given even distribution, max. spacing of the consoles of 900 mm and max. projection of the plates of 250 mm

When using the glass adapter disk (3021056) bonding should be carried out by a glazier.

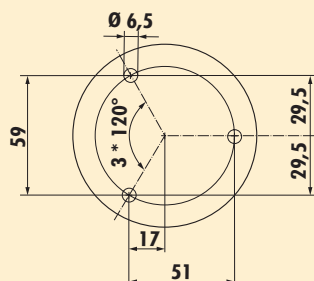
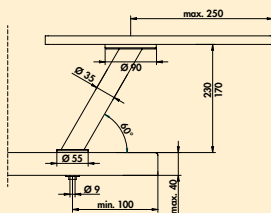
3021097 stainless steel, H 185 mm, tube Ø 35 mm

146.05 €

Optional accessories

3021056 Glass adapter disk, stainless-steel, Ø 90 mm

53.69 €



Model 42



Console. With bolted connection.

- slanted
- max. load per pair approx. 60 kg given even distribution, max. spacing of the consoles of 900 mm and max. projection of the plates of 250 mm

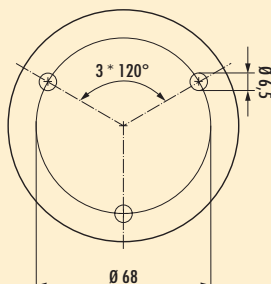
For granite tops, the Capitello series is better.

When using the glass adapter disk (3021056) bonding should be performed by a glazier.

3021083	stainless-steel, H 170 mm, tube Ø 35 mm	157.12 €
3021084	stainless-steel, H 230 mm, tube Ø 35 mm	161.79 €

Optional accessories

3021056	Glass adapter disk, stainless-steel, Ø 90 mm	53.69 €
----------------	--	----------------



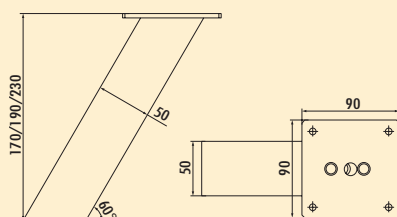
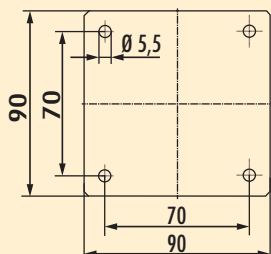
Glass adapter disk

Optimal accessories for Colonna, Capitello 1, 2, 3, Turn Around and Model 40, 41, 42.

- height 12 mm
- to be bolted from below

Gluing should be performed by a glazier.

3021056	stainless-steel, Ø 90 mm	53.69 €
----------------	--------------------------	----------------




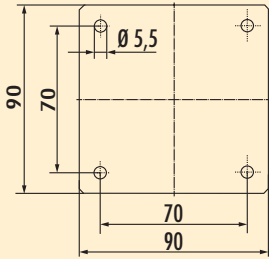
Kreta 1 slanted

Console.

- slanted
- aluminium profile 50 x 50 mm, milled
- slant angle 60°
- max. load per pair approx. 60 kg given even distribution, max. spacing of the consoles of 900 mm and max. projection of the plates of 250 mm

3023028	stainless steel coloured, H 170 mm	114.66 €
3023022	stainless steel coloured, H 190 mm	116.47 €
3023023	stainless steel coloured, H 230 mm	122.01 €

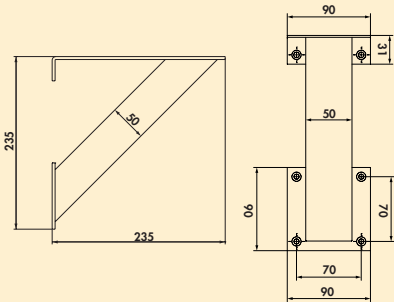
3023030	matt black, H 170 mm	112.76 €
3023031	matt black, H 190 mm	114.66 €
3023032	matt black, H 230 mm	120.20 €



Kreta 2 straight

Console. Aluminium profile 50 x 50 mm.
— straight
— max. load per pair approx. 60 kg given even distribution, max. spacing of the consoles of 900 mm and max. projection of the plates of 250 mm


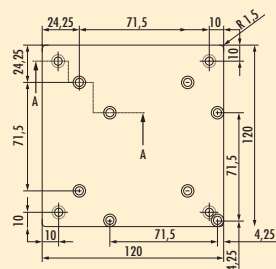
3023029	stainless steel coloured, H 170 mm	47.47 €
3023026	stainless steel coloured, H 190 mm	50.50 €
3023027	stainless steel coloured, H 230 mm	55.34 €
3023033	matt black, H 170 mm	46.87 €
3023034	matt black, H 190 mm	49.80 €
3023035	matt black, H 230 mm	54.57 €



Kreta 3 slanted

Console. With mounting plat.
— slanted
— aluminium profile 50 x 50 mm, milled
— max. load per pair approx. 60 kg given even distribution, max. spacing of the consoles of 900 mm and max. projection of the plates of 250 mm

3021190	stainless steel coloured, H 235 mm	109.04 €
3021193	black matt, H 235 mm	125.72 €



Rhodos 1

Console.

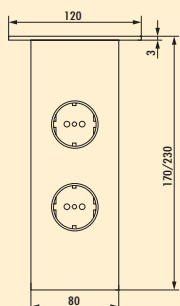
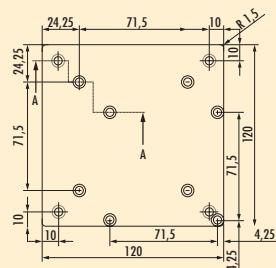
- aluminium profile 80 x 80 mm
- max. load per pair approx. 60 kg given even distribution, max. spacing of the consoles of 900 mm and max. projection of the plates of 250 mm

3023046 stainless steel coloured, H 170 mm **149.77 €**

3023044 stainless steel coloured, H 230 mm **154.35 €**

Optional accessories

3013024 Glass adapter disk, stainless steel **131.26 €**



Rhodos 2

Console.

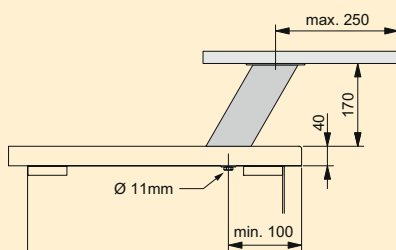
- aluminium profile 80 x 80 mm
- with **one or two** integrated earthing contact sockets
- supply line 1500 mm, 3-wire, free ends
- connection through the worktop
- max. load per pair approx. 60 kg given even distribution, max. spacing of the consoles of 900 mm and max. projection of the plates of 250 mm

3023047 stainless steel coloured, H 170 mm, 1 socket **266.24 €**

3023045 stainless steel coloured, H 230 mm, 2 sockets **274.55 €**

Optional accessories

3013024 Glass adapter disk, stainless steel **131.26 €**

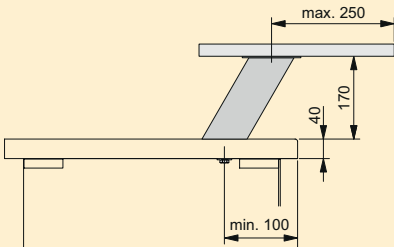


Rhodos 3

Console.

- slanted
- aluminium profile 80 x 80 mm
- max. load per pair approx. 60 kg given even distribution, max. spacing of the consoles of 900 mm and max. projection of the plates of 250 mm

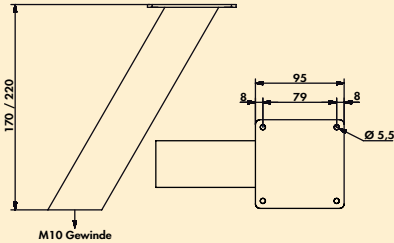
3023040 stainless steel coloured, H 170 mm **161.79 €**



Rhodos 4

- Console.
- slanted
 - aluminium profile 80 x 80 mm
 - with **one** integrated earthing contact socket
 - supply line 1500 mm, 3-wire, free ends
 - connection through the worktop
 - max. load per pair approx. 60 kg given even distribution, max. spacing of the consoles of 900 mm and max. projection of the plates of 250 mm

3023041 stainless steel coloured, H 170 mm	274.55 €
---	-----------------

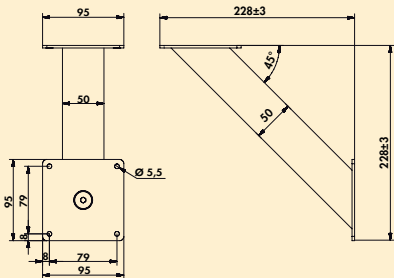


Model 50

- Console.
- slanted
 - aluminium profile 50 x 50 mm
 - max. load per pair approx. 30 kg given even distribution, max. spacing of the consoles of 900 mm and max. projection of the plates of 250 mm

3021183 aluminium anodised, H 170 mm	53.53 €
3021185 aluminium anodised, H 220 mm	56.03 €

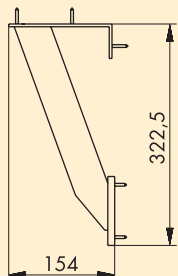
3021184 stainless steel coloured, H 170 mm	58.62 €
3021186 stainless steel coloured, H 220 mm	61.91 €



Model 51

- Console. For fastening to cabinet body.
- slanted
 - aluminium profile 50 x 50 mm
 - max. load per pair approx. 30 kg given even distribution, max. spacing of the consoles of 900 mm and max. projection of the plates of 250 mm

3021180 aluminium anodised, H 228 mm	76.35 €
3021181 stainless steel coloured, H 228 mm	87.86 €



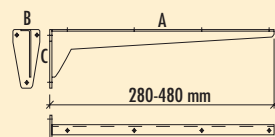
Model 45

Console. For fastening to cabinet body.

- aluminium profile 50 x 10 mm
- max. load per pair approx. 30 kg given even distribution, max. spacing of the consoles of 900 mm and max. projection of the plates of 250 mm

3021082 aluminium anodised, H 322.5 mm

73.41 €



Console rigid

Sturdy sheet-metal construction. Shelf support with welded mounting plate.

- primed in grey
- load-bearing capacity ca. 75 kg

3021085 A 280, W 53, C 100 mm

36.31 €

3021086 A 330, W 53, C 100 mm

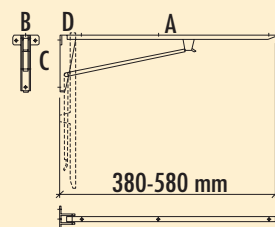
39.26 €

3021087 A 380, W 65, C 130 mm

52.57 €

3021088 A 480, W 65, C 130 mm

55.86 €



Folding console

Robust steel construction. When opened, the folding console automatically engages and may be disengaged just as easily by lifting the locking arm.

- primed in grey
- load-bearing capacity ca. 75 kg

3021093 A 380, W 82, C 134, D 50 mm

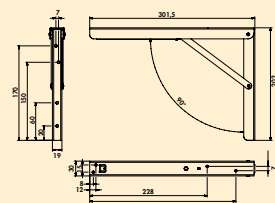
114.14 €

3021094 A 480, W 82, C 152, D 50 mm

124.52 €

3021095 A 580, W 82, C 178, D 50 mm

140.94 €



Vettore folding console

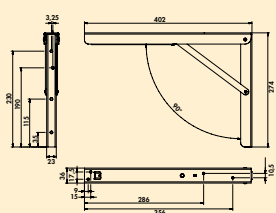
- galvanised
- drill Ø 4 mm
- can be locked in three positions, 90°, 80°, 70°
- four fixing points each to the wall and countertop
- load bearing capacity approx. 100 kg
- 1 PU = 1 skid

3021053 300 x 200 x 30 mm, price per PU

59.40 €

3021055 400 x 270 x 36 mm, price per PU

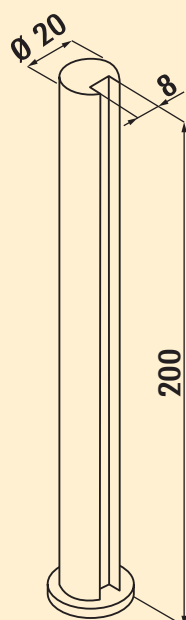
74.72 €





Spruzzo

Splash protection for fastening to the worktop. The bolted connection is fastened underneath the worktop. May be used for stove tops and sinks, also in gastronomy and shop construction. May also be used as a screen.



Spruzzo

Console. Splash protection. Suitable for 8 mm glass plate thickness.

- drill Ø 6 mm
- **glass shelves to be ordered separately**

3021132 stainless steel coloured, H 200 mm, Ø 20 mm, price per pair **77.39 €**

3021134 black matt, H 200 mm, Ø 20 mm, price per pair **77.39 €**

Glass shelf

Optional accessories for Spruzzo (3021132, 3021134), Kaiman (3021078, 3021092), Prior (3021032, 3021035), Akro (3021009) and Moon (3021090, 3021091).

- high-quality glass plates with polished edges
- thickness 8 mm
- depth 200 mm

3021014 clear glass, L 580 mm **47.04 €**

3021026 clear glass, L 880 mm **69.09 €**

3021124 clear glass, L 1140 mm **76.35 €**

3021114 satinised glass, L 580 mm **71.86 €**

3021126 satinised glass, L 880 mm **101.78 €**

3021125 satinised glass, L 1140 mm **116.90 €**

