

COMPAIR®

Ventilation
technology



Power

Ventilation
technology



This is what the experts bank on: superb air duct technology with perfectly coordinated components from Naber! For all types of kitchen ventilation, extremely adaptable and powerful, simple to install and designed for optimum efficiency. COMPAIR® ventilation systems are the result of proprietary developments that are ingeniously engineered down to the last detail. With their specifically designed cross-section geometry, they are ideally equipped for durable, efficient recirculating or exhaust air ducting in the kitchen.

And with COMPAIR PRIME flow®, the COMPAIR® ventilation technology has once again been creatively perfected in every category. Starting with the highly efficient, whisper-quiet operation, the "update" for the air duct systems with integrated cable management for electricity and data cables (if required) and a new type of support for the flat ducts with increased pressure resistance. Through to the ultralightweight shell assembly of the wall conduct with Thermobox and award-winning stainless steel louvres. With this quantum leap, Naber defines the new standard for air duct systems for extractor hoods. For exhaust air, recirculating air and all extractor systems!

www.compair-flow.com/en/



**The website
with all the answers to questions
about ventilation technology!**

www.com-pair-flow.com/en/



The website for architects,
planners, interior designers, users




Perfectly integrated kitchen ventilation

Your customers expect good home air. We show which planning steps make sense when, which devices are available, and how you can innovatively harmonise the wishes of your clients and the service of your trade partners.



Ideally installed extractors

How are the air duct system and the wall conduct optimally installed? Which components get the most out of the extractor system? What options are offered by Naber innovations? We provide all the necessary answers!



Optimally planned airflow

There are many solutions for kitchen ventilation and a host of device variations. As a professional you can keep your cool. Because at Naber you'll find the right component for efficient and quiet airflow, whatever the planning scenario. Especially valuable: our practical tips for your planning!



Better cooking, better living – thanks to good air

Moving air is complex – just like the removal of odours and damp. The right extractor therefore has a fundamental impact on health and living comfort. When it comes to finding solutions, Naber's expertise convinces planners, kitchen professionals and kitchen buyers!

Keywords

exhaust air or
circulating air?

extractor fans in dif-
ferent kitchen shapes

construction types

the right dimensions

optimal performance

installation types

required width

pressure losses

noise emission

degree of grease
separation

technical foundations

core hole and wall
conduct

installation

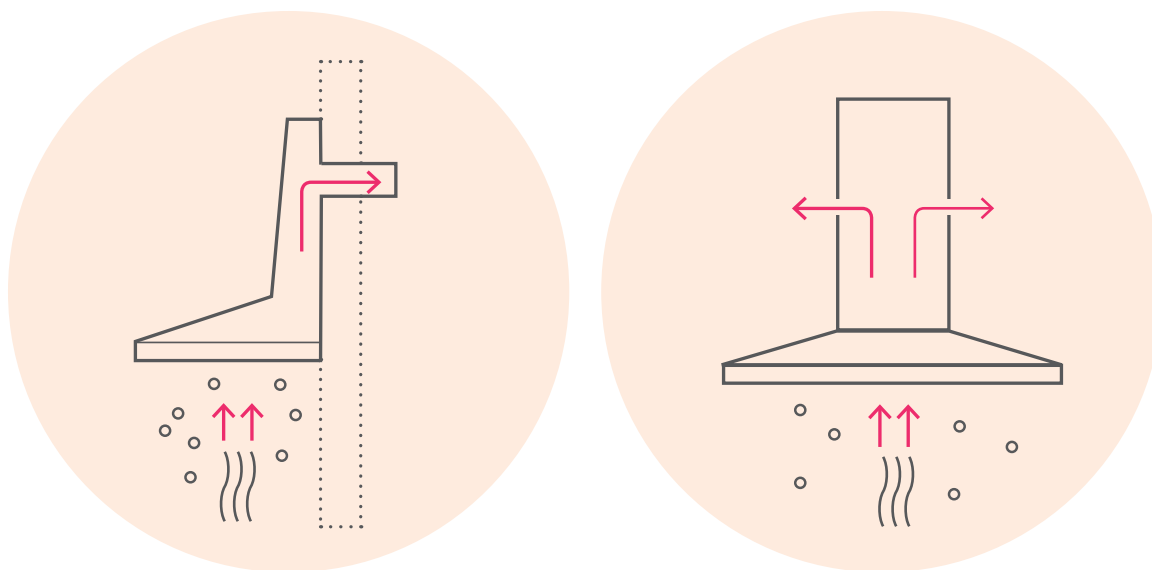
acoustic decoupling

condensation trap

maintenance
requirement

energy efficiency

Guide to extractor systems for kitchens



**Compact knowledge
for planners, surveyors and users**

**Free download:
www.naber.com / www.compair-flow.com/en/**

Projectpartners:



**Institut für Holztechnologie
Dresden (gemeinnützige GmbH)**



**Institut für Technische Gebäudeausrüstung Dresden
Forschung und Anwendung GmbH**
Prof. Oschatz, Prof. Hartmann, Prof. Werdin




Passivhaus Institut, Darmstadt
Dr. Wolfgang Feist



Naber GmbH

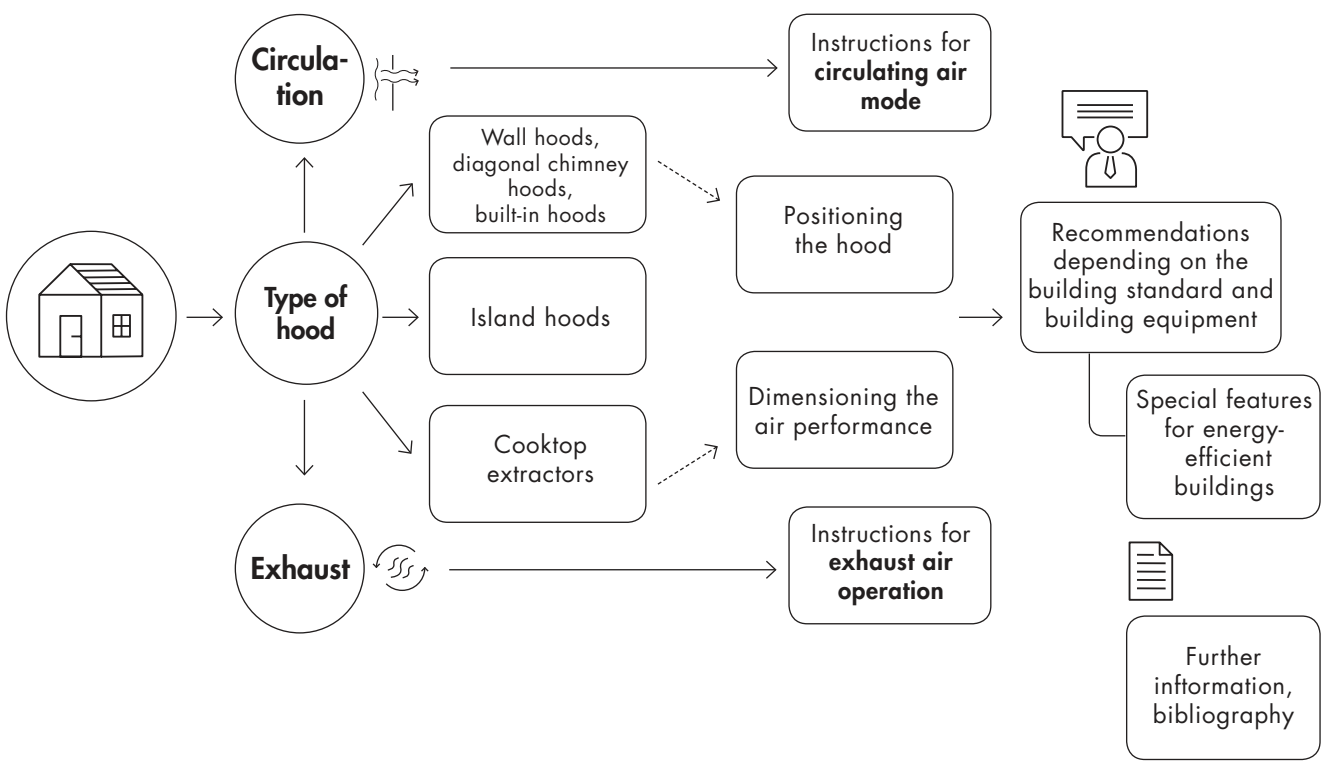
Funded by: Bundesinstitut für Bau-, Stadt- und Raumforschung (in the Bundesamt für Bauwesen und Raumordnung)

Guide to extractor systems for kitchens



Kitchen ventilation –
in a nutshell

Overview, content



Key topics

- overview of available extractor systems

- general planning information

- dimensioning the air performance

- instructions for circulating air mode and exhaust air operation

- recommendations depending on the building standard and building equipment

- special features for energy-efficient buildings

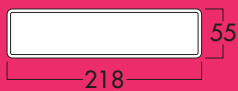





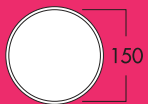

- recommendations for buildings with very low heating requirements (e. g. passive house and efficiency house 40)

COMPAIR®

Ventilation technology

Flexible system solutions
remove your kitchen vapours

Ventilation
technology



■ COMPAIR® PRIME flow 150 (system Ø 150)
Quantum leap
in ventilation technology Page 9–32

■ COMPAIR STEEL flow® 150 (system Ø 150)
Complete system made of metal,
resistant and non-flammable Page 33–42

■ COMPAIR® flow 150 (system Ø 150)
The programme for optimal flow performance
Page 43–64

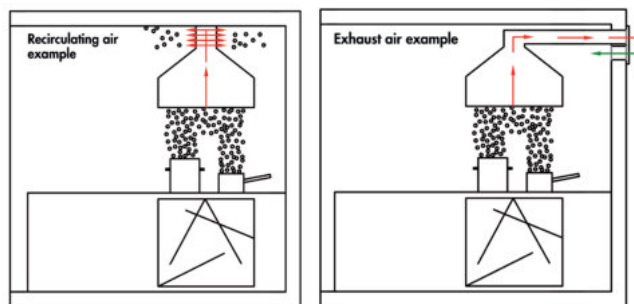
■ COMPAIR® flow 125 (system Ø 125)
Strong for fresh and waste air technology
Page 65–80

■ COMPAIR® top (system Ø 125 flat)
High performance ventilation Page 81–88

■ COMPAIR® norm (system Ø 100)
The range for a good indoor climate
Page 89–94

■ COMPAIR® Accessories
Problem-free connection Page 95–104

Extraction solution – decision for better air in the kitchen



Nothing is more effective, provided it is structurally feasible, than transporting kitchen fumes and vapours to the outside in a controlled manner. If you can, you should always operate your kitchen hood with air extraction.


A powerful extractor hood combined with a pressure loss-minimising Naber COMPAIR® flow exhaust duct and Naber wall conduct that only opens during hood operation and which is tightly sealed to the wall, ensure a perfect kitchen climate.

Also with regard to the legal situation, today and in the future, you are on the safe side with an exhaust

air solution. All energy technology standards are observed. The most up-to-date tests show that even today's highly insulated new buildings, so-called low-energy houses, should be equipped with a kitchen hood with extractor function.

The advantages of an extraction system are clear to see. Alongside the operating costs, a recycling air hood is not only louder but also more grease and odour particles remain in the kitchen. This has a negative effect on the kitchen air, and forms an ideal breeding ground for mould.

COMPAIR® flow – the extraction system that convinces through performance and flexibility



Intelligent kitchen extraction systems today play a key role in improving the condition of kitchen air. Perfectly coordinated exhaust ducts, wall conducts and outdoor blind components from Naber not only optimise the hood and volume flow performance – they also have a direct positive effect on hygiene and health. At the same time, with a variety of system parts in diverse sizes and forms, the Naber COMPAIR® flow system offers the greatest possible flexibility and enables individual exhaust planning

solutions for virtually all spatial conditions.

A special addition to the COMPAIR® flow system components is represented by the Naber THERMOBOX. Integrated in a wall conduct connected to the exhaust air duct system it provides a heatinsulating effect when the hood is not in operation. A U-value of approx. 2.2 W/(m²K) is achieved.

That corresponds to the insulating performance of double-glazed windows.


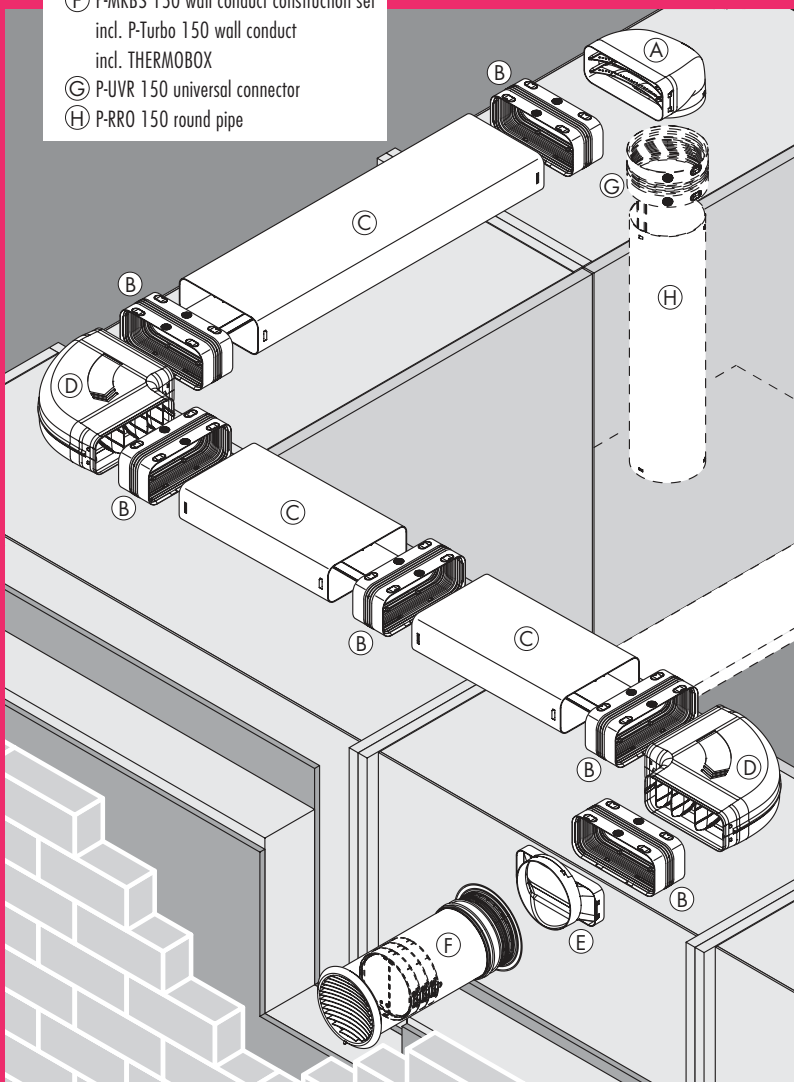
COMPAIR® PRIME flow®

System Ø 150

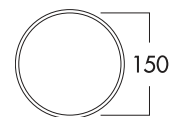

Quantum leap
in ventilation technology

Fitting example

- Ⓐ P-UR 150 deflector 90°
- Ⓑ P-UVB 150 universal connector
- Ⓒ P-VRO 150 flat duct pipe
- Ⓓ P-RBH 150 pipe bend horizontal 90°
- Ⓔ P-MAS 150 wall connector
- Ⓕ P-MRBS 150 wall conduct construction set
incl. P-Turbo 150 wall conduct
incl. THERMOBOX
- Ⓖ P-UVR 150 universal connector
- Ⓗ P-RRO 150 round pipe



Ventilation
technology



Flat duct pipes
and accessories

Page 12–15

Round pipe
and accessories

Page 16

Wall conducts

Page 17–22

Ventilation technology for
hob extractors

Page 23–30



reddot winner 2023



COMPAIR PRIME flow®

Quantum leap in ventilation technology

Developed for exhaust air, recirculating air and hob ventilation. The new benchmark – worldwide!



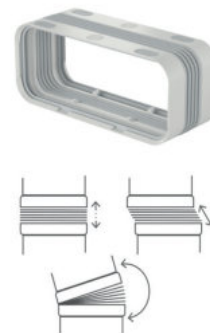
With **COMPAIR PRIME flow®**, the world market leader Naber has made kitchen ventilation better, more efficient and installation-friendly in every category. Consistently well engineered, from the installation of the wall conduct in the building shell to the whisper-quiet operation. And: ecological product design and socially responsible production significantly increase sustainability.

Every part of **COMPAIR PRIME flow®** performs its task superbly, bringing the kitchen ventilation system to perfection, regardless of the manufacturer. Elaborate 3D flow simulations endow the pipe bends and deflectors with unprecedented efficiency. The bionic widening of the pipe cross-sections and the special shape of the guide vanes ensure the lowest possible resistance in the air flow. For maximum flow capacity, quiet operation and minimum electricity costs of the extractor hood.

Whatever the floor plan, whatever the extractor hood or the installation method – **COMPAIR PRIME flow®** always offers the optimum solution for the utmost convenience and efficiency. At the same time, kitchen fitters benefit from the unbeatably simple and safe assembly!

Universal connector (flat or round)

The unique centrepiece of the **COMPAIR PRIME flow®** system makes the air duct installation safer and simpler than ever before. Insert, push, click – done! The soft, slightly raised contact points provide sound decoupling. And the compensator ring enables movement in any direction up to 15 degrees. This means offsets can be realised easily and effortlessly.



Safe, simple and fast assembly!

COMPAIR PRIME flow® saves valuable time during installation! Clear direction arrows on the bends indicate the laying direction. Components can be pre-assembled as required. The new N-Klick system of lip seals and click elements provides for secure and airtight connection of all components – entirely without adhesive tape and silicone.



COMPAIR PRIME flow® wall conduct

All-round carefree solution with energy-saving, mechanical THERMOBOX and weatherproof stainless steel blinds in two award-winning designs. Airtight and rainproof thanks to the integrated seals. Optional wall connector for horizontal flat duct connection.



Wall conduct shell construction set

Each **COMPAIR PRIME flow®** wall conduct set includes a separately packaged shell construction set. It consists of the new wall connection sleeve, which provides secure and airtight fixture of the ventilation pipe in the core drill hole, a penetrating round pipe and two hard foam plugs for the inner and outer wall, which are removed later. In this way, the extractor system can be connected to a clean, dust-free pipe.



COMPAIR PRIME flow®

One system. One solution. For every device!

System components



Universal connector flat/round

Ingeniously simple, simply ingenious! The universal connector guarantees a permanently tight air duct system with maximum efficiency and built-in flexibility. The double, permanently elastic 2-lip seal always provides a clean and perfect seal for the connections. The flexible compensator allows the stretching, compressing, shifting and bending of otherwise rigid air ducts, whilst maintaining optimum aerodynamic properties.



Horizontal pipe bend 90°, round duct bend 90°, deflector 90°

Whether flat or round – the pipe bends and deflectors feature minimal flow resistance. Three-dimensionally curved, concave and convex guide vanes enable optimum flow behaviour. No air congestion due to bionically designed housing. Turbulators prevent flow separation and ensure maximum air capacity, quiet operation and reduced electricity costs of the extractor hood. Click-in elements connect the moulded parts securely to the universal connector, with direction arrows on the housing to guarantee error-free installation.



Flat duct pipe and round pipe

With N-Klick system for airtight connection to the universal connector. With optional support (for flat ducts, for installation in floor construction) and optional integrated cable duct.



Cable duct

Insert or clip – and cables are safely routed in the pipe.



Support

For flat ducts, when laying in the floor structure. Optimised shape for high load-bearing capacity. With integrated cable routing.



Connection to hob extractors

Perfect air guidance right from the start: for the best possible extraction of cooking vapours, even at low fan speeds.



Wall connector

Whether round or flat, with a bend or straight: insert air duct, it fits and is tight!



COMPAIR PRIME flow® wall conduct

Beautiful and efficient, with the heat retention system THERMOBOX and stainless steel external blind Turbo or P-E-JAL Col. For round duct systems or with the wall connector for a flat duct connection.



Wall connection sleeve with 3-lip seal

Tight all round, because the 3-lip seal provides perfect sealing of the core drill hole on the inside wall. Installed without silicone and completely without tools! Cleverly designed with plastering edge and adjustment aid.



Plastic pipe


Avoids thermal bridges.



Hard foam plug

For the inside and outside. Protect against dust and dirt during the shell construction and completion phase. With plastering edge for precise work.

COMPAIR PRIME flow® – the video.




Scan QR code or watch on naber.com!

COMPAIR PRIME flow® – the information brochure.

All the information about the most high-performant extractor system!

naber.com/en/downloads/compair-prime-flow/



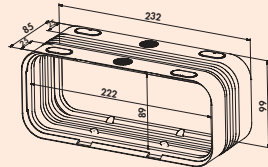


COMPAIR PRIME flow® 150

Optimally innovative, efficient and airtight, high-performant and easy to install: there are plenty of good reasons to call COMPAIR PRIME flow® a "quantum leap in ventilation technology"! The new wall conduct alone, which consists of an innovative shell construction installation set, integrated THERMOBOX and award-winning stainless steel blinds, shows that the COMPAIR® ventilation technology has once again been perfected in every category.

The installation advantages of COMPAIR PRIME flow® come to the fore especially in difficult construction situations. Thanks to the new universal connector with integrated 2-lip seal, built-in flexible compensator and N-Klick system with click-in elements, no tools, silicone or adhesive tape are required for installation. The aerodynamically optimised, ultra-efficient air duct system enables whisper-quiet operation of the extractor hood. Optional supports for the flat ducts also make it possible for them to be laid in the floor structure. The integrated cable guide facilitates the safe and reversible routing of electrical and data cables.

Naber thus redefines the standard for ventilation systems for extractor hoods – whether they work with exhaust air, recirculating air or hob ventilation. And: the ecological product design of COMPAIR PRIME flow® significantly improves sustainability and helps to save energy.

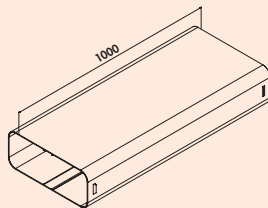



P-UVB 150 universal connector

- flexible connector for flat duct pipes and flat duct pipe bends
- manufactured in one piece from soft and hard components
- 2-lip seal for **airtight** installation, fulfils at least tightness class ATC3 according to DIN EN 16798 in system construction
- outer grip points for better handling and decoupling of structure-borne sound
- compensator for flexible installation, horizontal/ vertical 0°–15°
- length 85 mm

4051004 light grey

15.46 €

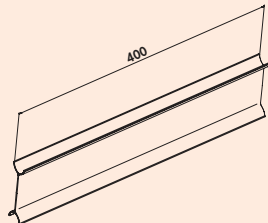


P-VRO 150 flat duct pipe

- N-Klick system for secure connection with the universal connector
- cable routing in ventilation duct (optional)
- installation in the floor structure using a support (optional)
- length 1000 mm

4051001 light grey

33.95 €

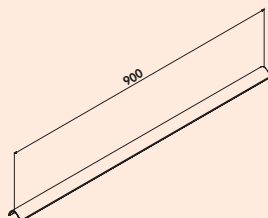


P-STs 150 support

- insertion into P-VRO 150 flat duct pipe
- for installation in the floor structure
- two supports per metre
- tread load 100 kg
- with integrated cable guide
- length 400 mm

4051003 light grey

4.87 €

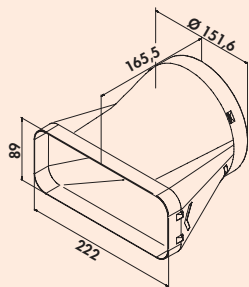


P-KBK cable duct

- insertion into P-VRO 150 flat duct pipe and P-RRO 150 round pipe
- for cable routing in the air duct: width 18 mm, Ø 9 mm
- length 900 mm

4051002 light grey

6.72 €

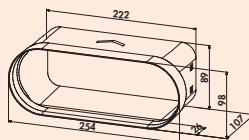


P-EST 150 end piece

- N-Klick system for secure connection with the universal connector
- for direct transition from flat to round
- optimised flow guidance enables loss-free transition

4051018 light grey

26.30 €

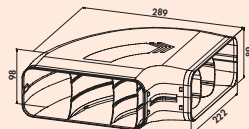


P-BA 150 adapter

- N-Klick system for secure connection with the universal connector
- enables direct connection of the Naber COMPAIR®PRIME-flow-system to BORA extractor systems and duct elements
- optimised flow guidance enables loss-free transition

4051005 light grey

10.92 €

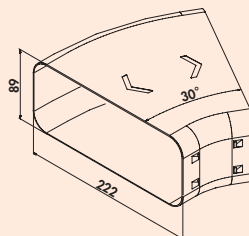


P-RBH 150 pipe bend horizontal 90°

- N-Klick system for secure connection with the universal connector
- with optimised guide vanes
- improved flow technology

4051006 light grey

33.70 €

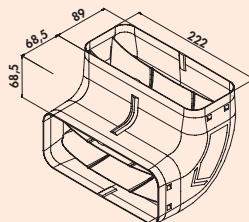


P-RBH 150 pipe bend horizontal 30°

- N-Klick system for secure connection with the universal connector
- improved flow technology

4051007 light grey

18.15 €

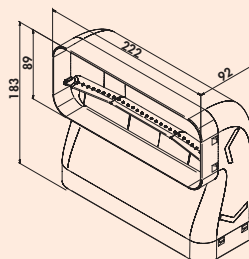


P-RBV 150 pipe bend vertical 90°

- N-Klick system for secure connection with the universal connector
- with optimised guide vanes
- improved flow technology

4051008 light grey

25.13 €

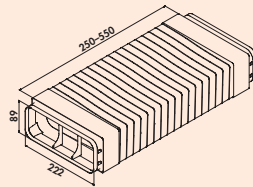



P-RBV 150 pipe bend vertical 90° short

- connection to downdraft ventilation systems at a worktop depth of 600 mm
- for space-saving deflection in the base area
- N-click system for a secure connection to the universal connector
- with optimised guide vanes
- improved flow technology

4051033 light grey

35.04 €

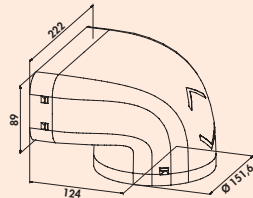


P-RBFLEX system 150 pipe bend with flexi-duct

- N-Klick system for secure connection with the universal connector
- for deflections up to 90°
- significantly reduced flow resistance compared to flexible hoses
- to maintain optimum flow performance: use of deflectors with flexi-duct only in exceptional cases if there is no other technical solution.
- length 250–550 mm
- **Make sure that the flexi-duct is laid firmly and smoothly!**

4051009 light grey

50.34 €

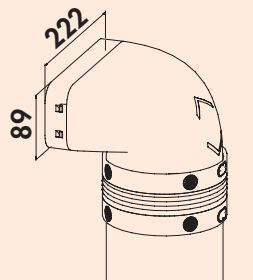


P-UR 150 deflector 90°

- N-Klick system for secure connection with the universal connector
- with optimised guide vanes
- improved flow technology

4051011 light grey

30.42 €



P-UR 150 deflector 90° with round pipe

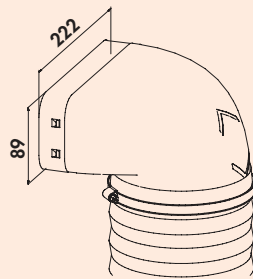
- incl. universal connector
- optimised flow technology
- snap-in lugs for a secure connection to the universal connector
- installation without adhesive tape and tools
- **Make sure that the flexi-duct is laid firmly and smoothly!**

4051012 L 500 mm, light grey

65.30 €

4051013 L 1000 mm, light grey

84.75 €



P-URX 150 deflector 90° with flexi-duct

- N-Klick system for secure connection with the universal connector
- incl. two hose clamps
- significantly reduced flow resistance compared to flexible hoses
- to maintain optimum flow performance: use of deflectors with flexi-duct only in exceptional cases if there is no other technical solution.
- **Make sure that the flexi-duct is laid firmly and smoothly!**

4051014 L 500 mm, light grey

74.48 €

4051015 L 1000 mm, light grey

105.04 €



Prime 150 flat duct set 1

- N-Klick system for secure connection with the universal connector
- with optimised guide vanes
- improved flow technology

Set consisting of:

- 2 x P-VRO 150 flat duct pipe (4051001)
- 1 x P-UR 150 deflector 90° (4051011)
- 1 x P-RRO 150 round pipe, 1000 mm (4051023)
- 1 x P-EST 150 end piece (4051018)
- 1 x P-UVR 150 universal connector round (4051024)
- 3 x P-UVB 150 universal connector flat (4051004)

4051016 light grey

224.41 €



Prime 150 flat duct set 2

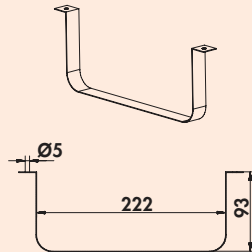
- N-Klick system for secure connection with the universal connector
- with optimised guide vanes
- improved flow technology

Set consisting of:

- 3 x P-VRO 150 flat duct pipe (4051001)
- 1 x P-UR 150 deflector 90° (4051011)
- 1 x P-RR0 150 round pipe, 1000 mm (4051023)
- 1 x P-EST 150 end piece (4051018)
- 1 x P-RBH 150 pipe bend horizontal 90° (4051006)
- 1 x P-UVR 150 universal connector round (4051024)
- 5 x P-UVB 150 universal connector flat (4051004)

4051017 light grey

307.22 €



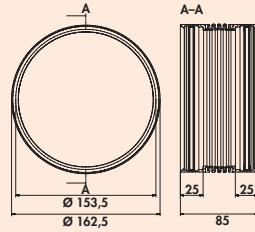
Flat duct bracket 150

For laying flat ducts on ceilings and walls.

4043019 stainless steel

8.32 €

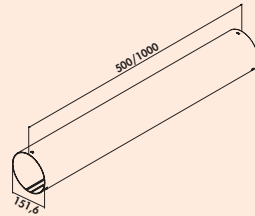





P-UVR 150 universal connector

- flexible connector for round pipes and round pipe bends
- manufactured in one piece from soft and hard components
- 2-lip seal for **airtight** installation, fulfils at least tightness class ATC3 according to DIN EN 16798 in system construction
- outer grip points for better handling
- compensator (compressible and expandable) for flexible installation, horizontal/ vertical 0°–15°.
- length 85 mm

4051024 light grey 15.46 €

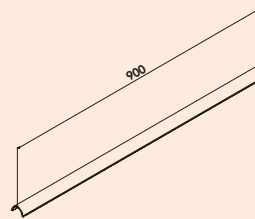



P-RRO 150 round pipe

- N-Klick system for secure connection with the universal connector
- cable routing in ventilation duct (optional)

4051022 L 500 mm, light grey 19.58 €

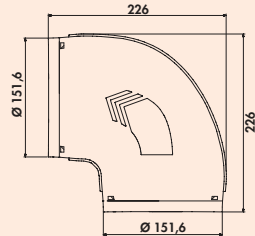
4051023 L 1000 mm, light grey 39.08 €



P-KBK cable duct

- insertion into P-VRO 150 flat duct pipe and P-RRO 150 round pipe
- for cable routing in the air duct: width 18 mm, Ø 9 mm
- length 900 mm

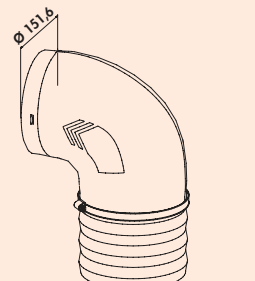
4051002 light grey 6.72 €



P-RBV 150 pipe bend 90°

- N-Klick system for secure connection with the universal connector
- with optimised guide vanes
- improved flow technology

4051025 light grey 25.21 €

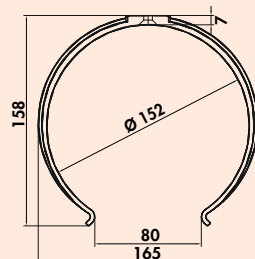


P-RBVX 150 pipe bend 90° with flexi duct

- N-Klick system for secure connection with the universal connector
- incl. two hose clamps
- significantly reduced flow resistance compared to flexible hoses
- to maintain optimum flow performance: use of deflectors with flexi-duct only in exceptional cases if there is no other technical solution.
- **Make sure that the flexi-duct is laid firmly and smoothly!**

4051026 L 500 mm, light grey 67.18 €

4051027 L 1000 mm, light grey 100.59 €



P-RKH 150 round duct holder

- for wall and ceiling mounting
- recommended spacing 500 mm

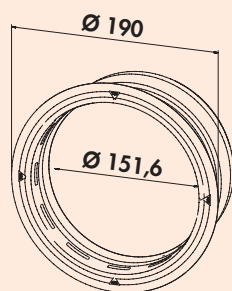
4051028 light grey 5.13 €



COMPAIR PRIME flow Turbo® 150

For downdraft/hob ventilation systems, the exhaust duct system has to be laid on or in the floor. Adapted to the installation planning and the structural possibilities, the COMPAIR PRIME flow Turbo® wall conduct offers an efficient exhaust air solution

for downdraft extractor systems and thus enables the controlled exhaust air ducting of the vapours in the different installation variants of our proven air duct system. COMPAIR PRIME flow Turbo® is designed for both floor-level wall installation (min. 200 mm above the floor) as well as for conventional installation at ceiling height. The special geometry of the external blind works according to the free-jet principle and directs the vapour away from the house facade.



P-Turbo 150 wall conduct incl. THERMOBOX



Wall conduct, incl. THERMOBOX heat retention system and **Turbo stainless steel external blind** for installation close to the ground and for conventional installation at ceiling height.

Two-stage installation:

1. Assembly of the separately packaged construction kit
2. Toolless insertion of the heat retention system and the blind


- N-Klick system for secure connection with the universal connector
- direct connection of the flat adapter, round pipe or round pipe bends
- Blower-Door certified (necessary opening pressure >65 Pa)

Raw construction set:

- raw construction set for installation in the wall at any time
- max. wall thickness 550 mm, can be shortened to 220 mm
- core hole drilling in nominal Ø 162 or 164 mm
- hard foam plugs to protect against dirt during the construction phase
- wall sleeve for tool-free installation and sealing against leakage

4051064 white, stainless steel

264.70 €



P-Turbo flow 150 wall conduct incl. THERMOBOX



Wall conduct, incl. THERMOBOX heat retention system and **Turbo stainless steel external blind** for installation close to the ground and for conventional installation at ceiling height.

Two-stage installation:

1. Assembly of the separately packaged construction kit
2. Toolless insertion of the heat retention system and the blind

- N-Klick system for secure connection with the universal connector
- direct connection of the flat adapter, round pipe or round pipe bends
- Blower-Door certified (necessary opening pressure >65 Pa)

Raw construction set:

- raw construction set for installation in the wall at any time
- max. wall thickness 550 mm, can be shortened to 220 mm
- core hole drilling in nominal Ø 162 or 164 mm
- hard foam plugs to protect against dirt during the construction phase
- wall sleeve for tool-free installation and sealing against leakage

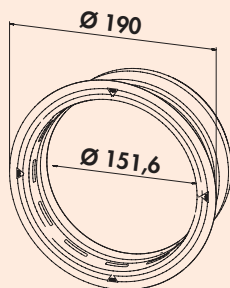
4051065 white, stainless steel

264.49 €



COMPAIR PRIME flow® E-Jal Col® 150

COMPAIR PRIME flow® air ducts and the components of the wall conduct technology are precisely coordinated to prevent heat loss. The wall conduct system with high-quality stainless steel external blinds contains the THERMOBOX heat retention system with a U-value of only 2.2 W/(m²K). This creates highly efficient thermal insulation of the exhaust air opening in the building envelope. The ShutterTec retention system of the THERMOBOX prevents flow and heat losses when the extractor hood is not in operation. When the extractor is in operation, it maximises the air delivery rate. Thanks to the innovative opening and closing mechanism, the outlet already opens at a low volume flow. Due to the defined opening pressure, vibration and rattling noises caused by wind are avoided. The THERMOBOX heat retention system is blower door certified.



P-E-Jal Col 150 wall conduct incl. THERMOBOX



Wall conduct, incl. THERMOBOX heat retention system and **P-E-Jal Col stainless steel external blind** for installation close to the ground and for conventional installation at ceiling height.

Two-stage installation:

1. Assembly of the separately packaged construction kit
2. Toolless insertion of the heat retention system and the blind


- N-Klick system for secure connection with the universal connector
- direct connection of the flat adapter, round pipe or round pipe bends
- Blower-Door certified (necessary opening pressure >65 Pa)

Raw construction set:

- raw construction set for installation in the wall at any time
- max. wall thickness 550 mm, can be shortened to 220 mm
- core hole drilling in nominal Ø 162 mm
- polystyrene plugs to protect against dirt during the construction phase
- wall sleeve for tool-free installation and sealing against leakage

4051066 white, stainless steel

327.90 €



P-E-Jal Col flow 150 wall conduct incl. THERMOBOX



Wall conduct, incl. THERMOBOX heat retention system and **P-E-Jal Col stainless steel external blind** for installation close to the ground and for conventional installation at ceiling height.

Two-stage installation:

1. Assembly of the separately packaged construction kit
2. Toolless insertion of the heat retention system and the blind

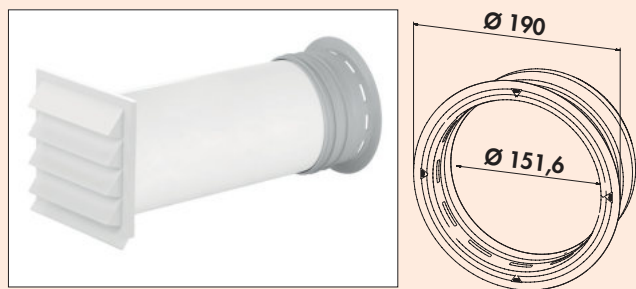
- N-Klick system for secure connection with the universal connector
- direct connection of the flat adapter, round pipe or round pipe bends
- Blower-Door certified (necessary opening pressure >65 Pa)

Raw construction set:

- raw construction set for installation in the wall at any time
- max. wall thickness 550 mm, can be shortened to 220 mm
- core hole drilling in nominal Ø 162 mm
- polystyrene plugs to protect against dirt during the construction phase
- wall sleeve for tool-free installation and sealing against leakage

4051067 white, stainless steel

327.08 €

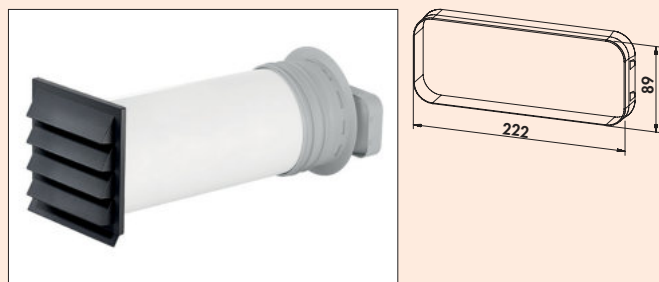


P-K-Klima-R 150 wall conduct

Wall conduct, with backflow trap

- N-Klick system for secure connection with the universal connector
- direct connection of the flat adapter, round pipe or round pipe bends
- max. wall thickness 550 mm, can be shortened to 220 mm
- core hole drilling in nominal Ø 162 or 164 mm
- wall sleeve for tool-free installation and sealing against leakage

4051068 white	59.38 €
4051070 anthracite	60.89 €
4051074 brick red	59.38 €
4051076 light grey	60.89 €

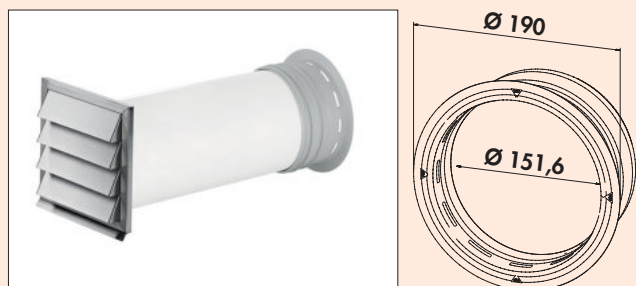


P-K-Klima flow 150 wall conduct

Wall conduct, with backflow trap

- N-Klick system for secure connection with the universal connector
- direct connection of the flat adapter, round pipe or round pipe bends
- max. wall thickness 550 mm, can be shortened to 220 mm
- core hole drilling in nominal Ø 162 or 164 mm
- wall sleeve for tool-free installation and sealing against leakage

4051069 white	70.91 €
4051071 anthracite	72.43 €
4051075 brick red	70.91 €
4051077 light grey	72.43 €

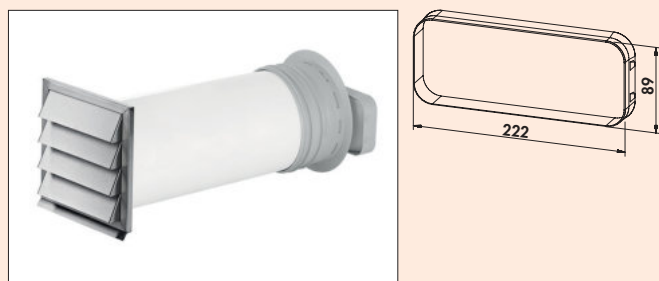


P-Klima-E 150 wall conduct

Wall conduct, with backflow trap

- N-Klick system for secure connection with the universal connector
- direct connection of the flat adapter, round pipe or round pipe bends
- max. wall thickness 550 mm, can be shortened to 220 mm
- core hole drilling in nominal Ø 162 or 164 mm
- wall sleeve for tool-free installation and sealing against leakage

4051078 white, stainless steel	201.82 €
---------------------------------------	-----------------

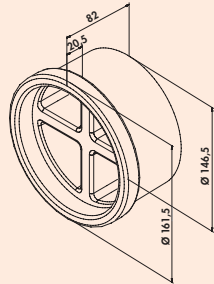


P-Klima-E flow 150 wall conduct

Wall conduct, with backflow trap

- N-Klick system for secure connection with the universal connector
- direct connection of the flat adapter, round pipe or round pipe bends
- max. wall thickness 550 mm, can be shortened to 220 mm
- core hole drilling in nominal Ø 162 or 164 mm
- wall sleeve for tool-free installation and sealing against leakage

4051079 white, stainless steel	211.74 €
---------------------------------------	-----------------



P-MRBS 150 wall conduct construction set

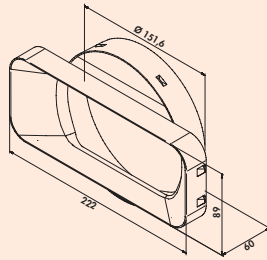
- for on-site installation and in preparation for wall conduct installation
- connection of round pipe and round pipe bends

Set consisting of:

- 1 x P-RRO 150 round pipe, 500 mm
- 1 x wall connection sleeve
- 2 x hard foam plugs

4051029 white/light grey

42.52 €

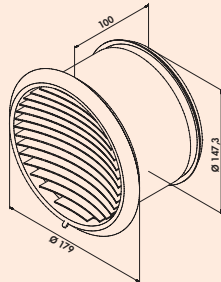



P-MAS 150 wall connector

- N-Klick system for secure connection with the universal connector
- adapter for connecting flat duct pipe and flat duct bends to P-MRBS 150 wall conduct pipe set

4051020 light grey

8.91 €



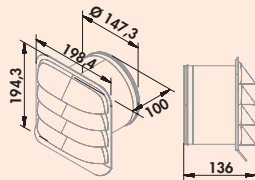
P-Turbo 150 external blind

Without backpressure shutter for connection to round pipe.

- connector depth 100 mm incl. foam and lip seal
- only when used with the THERMOBOX

4043070 Ø 150 mm, stainless steel

145.38 €



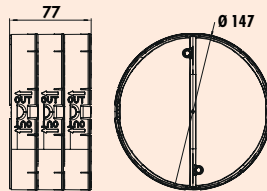
P-E-Jal Col outside blind

Without backpressure shutter for connection to round pipe.

- connector depth 100 mm incl. foam and lip seal
- only when used with the THERMOBOX

4051063 Ø 150 mm, stainless steel

215.13 €



THERMOBOX 150

Heat retention system THERMOBOX for retrofitting of existing **Naber® wall conducts** and suitable for vertical installation (exhaust air outlet via the roof).

- Blower-Door certified (required opening pressure >65 Pa)

4043064 black, silver

79.33 €

COMPAIR® GREENflow

The modular recirculating air filter system for downdraft hoods/hob ventilation



No consequential damage due to damp air

The guidance of cooking vapours in the base area can lead to considerable consequential damage caused by the moist air in downdraft extractor fans with conventional circulating air solutions. The Naber GREENflow Filterbox for downdraft/hob ventilation can be employed in a modular fashion and safely guides the cooking vapours out of the furniture. The damp air does not come into contact with furniture parts or floor coverings. Moisture damage or contamination of the cabinet bottoms are thus prevented.

High flexibility

The GREENflow Filterbox can be mounted in all standard furniture bodies in the base area (base heights 100-150 mm). Furniture feet can be replaced by the base leveller integrated into the Filter-



GREENflow filterbox

- modular/flexible system
- suitable for 100–150 mm base heights
- even distribution of the airflow
- reliably removes the cooking fumes
- integrated base leveller (optional use, load capacity up to 300 kg)
- flow-optimised slatted grid (anodised aluminium)
- suitable for extractor systems with or without their own activated carbon filter



box. GREENflow can be flexibly positioned in the base area and is compatible with almost all downdraft hoods/hob ventilation systems on the market.

Excellent odour reduction

Adjustable guide vanes in the filter boxes distribute the air flow evenly to the flow-optimised outlet grid. The result is low flow speeds and barely perceptible air movement in the base area. The optional activated carbon filters can be regenerated several times and have a curved shape (OMEGA shape).

The OMEGA shape increases the filter surface by more than 60 % (compared to standard filters). Due to the maximised filter surface, the system achieves excellent odour reduction. A synthetic foam activated carbon filter is used for filtration. This is hydrophobic (water-repellent), which means that no moisture remains in the filter or in the filter system.



GREENflow OMEGA-Filter

- synthetic activated carbon filter
- up to 60 % larger filter surface
- hydrophobic
- can be regenerated several times and thus saves costs
- reduces the pressure loss and the noise development of the extractor system
- simple maintenance of the filter





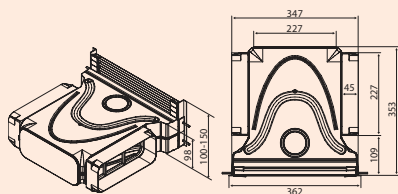

GREENflow

The modular recirculating air filter system for downdraft hoods/hob ventilators. GREENflow reliably and efficiently filters out odours and directs the moisture produced during cooking back into the room. In addition, the filter system reduces the overall pressure loss and the noise of the extractor system.

GREENflow can be flexibly positioned in the base area and is compatible with almost all downdraft hoods/hob ventilators available on the market.

**For optimal ventilation results, additional boxes can easily be added.
Pay attention to the even-walled, tight laying of the flexi duct!**

GREENflow is optimised for use with Naber COMPAIR® flow air duct elements.



GREENflow filter box set-1

Recirculating air filter system for filtration of cooking vapours when using a downdraft hood/hob ventilator.

- high flexibility in the positioning of the filter boxes
- suitable for base heights from 100–150 mm (grid can be shortened)
- guide vanes provide for uniform distribution of the air flow
- suitable for almost all common downdraft hoods/ hob ventilators, with or without own activated carbon filter
- simple maintenance/access
- integrated base foot (optionally usable, load capacity up to 300 kg)
- aerodynamically optimised blades of the ventilation grid (anodised aluminium) minimise the pressure loss
- maximum outlet cross-section provides for barely perceptible air movement

Set consisting of:

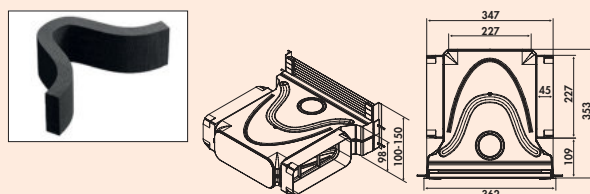

- 1 x filter box (4043075)
- 1 x GREENflow flexi-duct, 1 m (4043093)
- 1 x GREENflow cold shrink tape, 15 m (4043077)

Note:

**The GREENflow OMEGA filter needs to be ordered separately if required.
For optimal ventilation results, additional boxes can easily be added.**

4043094 grey

389.51 €



GREENflow filter box set-2

Recirculating air filter system for filtration of cooking vapours when using a downdraft hood/hob ventilator.

- high flexibility in the positioning of the filter boxes
- suitable for base heights from 100–150 mm (grid can be shortened)
- guide vanes provide for uniform distribution of the air flow
- suitable for almost all common downdraft hoods/ hob ventilators, with or without own activated carbon filter
- simple maintenance/access
- integrated base foot (optionally usable, load capacity up to 300 kg)
- aerodynamically optimised blades of the ventilation grid (anodised aluminium) minimise the pressure loss
- maximum outlet cross-section provides for barely perceptible air movement

Set consisting of:

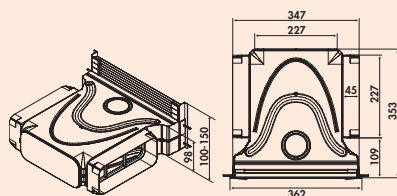
- 1 x filter box (4043075)
- 1 x GREENflow flexi-duct, 1 m (4043093)
- 1 x GREENflow cold shrink tape, 15 m (4043077)
- 1 x GREENflow OMEGA filter (4043080)

Note:

For optimal ventilation results, additional boxes can easily be added.

4043095 grey

495.78 €



GREENflow filter box

Recirculating air filter system for filtration of cooking vapours when using a downdraft hood/hob ventilator.

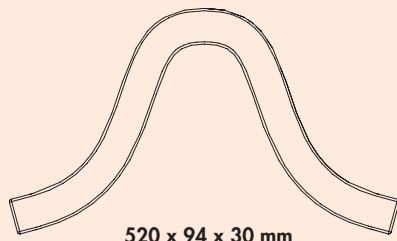
- high flexibility in the positioning of the filter boxes
- suitable for base heights from 100–150 mm (grid can be shortened)
- guide vanes provide for uniform distribution of the air flow
- suitable for almost all common downdraft hoods/ hob ventilators, with or without own activated carbon filter
- simple maintenance/access
- integrated base foot (optionally usable, load capacity up to 300 kg)
- aerodynamically optimised blades of the ventilation grid (anodised aluminium) minimise the pressure loss
- maximum outlet cross-section provides for barely perceptible air movement

Note:

The GREENflow OMEGA filter needs to be ordered separately if required.
For good ventilation results, the use of at least two boxes is recommended.

4043075 grey

291.60 €



520 x 94 x 30 mm

GREENflow OMEGA filter

Synthetic activated carbon filter in OMEGA design.


- foam filter with activated carbon (3400 +/- 500 g/m² absorber layer)
- hydrophobic (water-repellent)
- regenerable
- easy maintenance/replacement
- special OMEGA design increases the filter area by more than 60 % compared to standard filters
- minimises the pressure losses and the noise of the extractor system

Note:

Depending on the cooking behaviour (intensity and frequency) we recommend to change/regenerate the GREENflow OMEGA filter within a period of 3–6 months.
When using multiple filters, the time period multiplies by the number of filters.

4043080 black

107.56 €



GREENflow flexi-duct

- flame retardant B1 (tested according to DIN EN 13501: Bs2, d0)
- wire core with spring-back property produces gentle bending radii (flow-optimised)
- 227 x 94 mm
- optimised for connection to GREENflow filter box
- silver
- **Pay attention to the even-walled, tight laying of the flexi duct!**

4043093 L 1000 mm

77.23 €



GREENflow cold shrink tape

Adhesive tape for sealing air ducts.

- self-vulcanising adhesive tape
- for internal use
- suitable for irregular surfaces
- high resistance to humidity and temperature changes
- 15 m x 50 mm (L x W)

4043077 L 15 m

41.18 €



COMPAIR Control®

COMPAIR Control® is the universally applicable control unit for displaying the filter change at GREENflow. The best time to change the filter is determined by your cooking habits, so the filter is replaced independently of the service life.

- use is independent of the applied hob extractor/ extractor hood
- attached to a GREENflow filter box
- retrofittable
- when the fan is switched on, the control unit registers the flow in the filter box and starts the evaluation of the filter load
- the filter load is classified according to the cooking behaviour

The filter change/regeneration is announced in 3 steps:

First stage

Warning by an acoustic signal when the ventilator is switched on and off.

Second stage

Beep when the ventilator is switched on and off, and during operation (every 5 minutes).

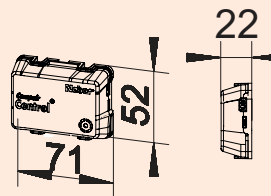
Third stage

Beep on switch-on/switch-off and during fan operation (every 5 seconds)

The control unit is reset automatically by an integrated light sensor, which outputs a reset signal when the filter is removed from the GREENflow filter box.

COMPAIR Control® is suitable for applications with one or up to four filter boxes

The number of installed filter boxes is adjusted manually on the control unit. The evaluation of the filter load adapts to the number of filter boxes and thus increases the running time of the system.



COMPAIR Control®



Control unit for monitoring the filter in GREENflow. The filter load is determined as a function of the cooking behaviour and the necessity of filter regeneration is indicated acoustically.

- primary: 230 V, 50Hz, secondary: 5 V
- 1500 mm mains connection cable
- dimensions of the mains adapter (L x W x H): 58 x 29 x 69 mm
- connection values: 230 V/50 Hz
- 1 watt
- use of a GREENflow filter box in combination with GREENflow OMEGA filter
- controlled replacement intervals
- can be used for up to four filter boxes
- automatic reset when the filter is removed

4043081 white

157.98 €


INFO BROCHURE

naber.com/en/downloads/

COMPAIR® GREENflow / COMPAIR Control®

The first modular recirculation air filter system for downdraft extractors /
The optional electronic filter change indicator for COMPAIR® GREENflow





Prime 150 GREENflow filter box set 1

For downdraft or hob ventilation systems in recirculating air mode. Damp cooking vapours are safely extracted from the cabinet body.

– rectangular connection

Set consisting of:

- 2 x P-VRO 150 flat duct pipe (4051001)
- 2 x P-RBV 150 pipe bend vertical 90° (4051008)
- 4 x P-UVB 150 universal connector flat (4051004)
- 1 x GREENflow filter box (4043075)
- 1 x GREENflow OMEGA filter (4043080)

Set does not fit in combination with a 600 mm deep worktop.

4051041 stainless steel coloured **456.30 €**



Prime 150 GREENflow filter box set 2

For downdraft or hob ventilation systems in recirculating air mode. Damp cooking vapours are safely extracted from the cabinet body.

– rectangular connection

Set consisting of:

- 2 x P-VRO 150 flat duct pipe (4051001)
- 1 x P-RBV 150 pipe bend 90° short (4051033)
- 1 x P-RBV 150 pipe bend vertical 90° (4051008)
- 4 x P-UVB 150 universal connector flat (4051004)
- 1 x GREENflow filter box (4043075)
- 1 x GREENflow OMEGA filter (4043080)

Set fits in combination with a 600 mm deep worktop.

4051042 stainless steel coloured **456.30 €**



Prime 150 GREENflow filter box set 3

For downdraft or hob ventilation systems in recirculating air mode. Damp cooking vapours are safely extracted from the cabinet body.

– round connection

Set consisting of:

- 2 x P-VRO 150 flat duct pipe (4051001)
- 1 x P-UR 150 deflector 90° (4051011)
- 1 x P-RBV 150 pipe bend vertical 90° (4051008)
- 3 x P-UVB 150 universal connector flat (4051004)
- 1 x P-UVR 150 universal connector round (4051024)
- 1 x GREENflow filter box (4043075)
- 1 x GREENflow OMEGA filter (4043080)

Set does not fit in combination with a 600 mm deep worktop.

4051043 stainless steel coloured **456.30 €**



Base ventilation grid flow


The straightforward, purist design of the aerodynamically optimised slot profiles characterise this aluminium base ventilation grid and ensure an even distribution of the air flow.

Thanks to its flow-optimised slot contour, the base ventilation grid (anodised aluminium) enables the controlled extraction of warm, damp cooking vapours when using a hob extractor in recirculation mode. Blown directly and safely through the kitchen base into the open space.

Any undesirable accumulation of moisture and grease particles in the furniture or on the adjacent surfaces such as floors and walls is prevented by the connected air duct.

Thanks to the adaptability of the GREEN-flow-Flex duct, the outlet opening can be positioned almost anywhere without having to remove the base levellers.

Note: For hob extractors **without integrated odour filters** we recommend using the Naber **GREENflow filter system** see catalogue 2 page 22–23/24 EN.



Prime 150 base ventilation grid set flow square

For ducted downdraft or hob ventilation systems.


- N-Klick system for secure connection with the universal connector
- with optimised guide vanes
- improved flow technology

Set consisting of:

- 2 x P-VRO 150 flat duct pipe (4051001)
- 1 x P-RBV 150 pipe bend vertical 90° (4051008)
- 1 x P-RBV 150 pipe bend vertical 90° short (4051033)
- 5 x P-UVB 150 universal connector flat (4051004)
- 1 x Base ventilation grid flow (8033014/8033015)

4051072 stainless steel coloured **356.63 €**

4051073 black matt **356.63 €**



Prime 150 base ventilation grid set flow round

For downdraft or hob ventilation systems.


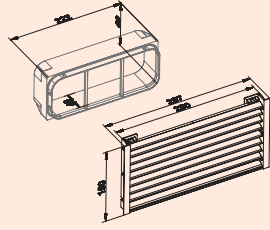

- N-Klick system for secure connection with the universal connector
- with optimised guide vanes
- improved flow technology
- with round connection for Siemens hoods

Set consisting of:

- 2 x P-VRO 150 flat duct pipe (4051001)
- 1 x P-RBV 150 pipe bend vertical 90° (4051008)
- 1 x P-UR 150 deflector 90° (4051011)
- 4 x P-UVB 150 universal connector flat (4051004)
- 1 x UVR universal connector round (4051024)
- 1 x base ventilation grid flow (8033014/8033015)

4051039 stainless steel coloured **352.01 €**

4051040 black matt **352.01 €**



Base ventilation grid flow

Slatted ventilation grid made of anodised aluminium profiles. For ducted downdraft or hob ventilation systems with **integrated** activated carbon filters in recirculation mode.


Suitable for base heights of 100-150 mm (can be shortened).

For connection to COMPAIR® flow flat duct pipe or GREENflow Flex duct.

- cover dimensions 150 x 297 mm
- ventilation shaft 210 cm²
- cut-out dimensions 150 x 282 mm
- connector dimensions 89 x 222 mm
- connector depth 45 mm

8033014 stainless steel coloured, W 150 mm, L 297 mm	151.26 €
---	-----------------

8033015 black matt, W 150 mm, L 297 mm	151.26 €
---	-----------------




Base ventilation grid 1

Slatted ventilation grid in aluminium. Can be used as a return flow opening in case of circulating air units positioned in the base. The necessary cross-section area for the passage of air specified by the hood manufacturer is to be observed! This results in the number of grids required. Installation is carried out by screwing in front of the base cut-out.

— ventilation diameter ca. 265 cm²

8033012 W 84 mm, L 480 mm, silver

44.79 €



Base ventilation grid 2

Slatted ventilation grid in aluminium. Can be used as a return flow opening in case of circulating air units positioned in the base. The necessary cross-section area for the passage of air specified by the hood manufacturer is to be observed! This results in the number of grids required. Installation is carried out by screwing in front of the base cut-out.

— ventilation diameter ca. 327 cm²

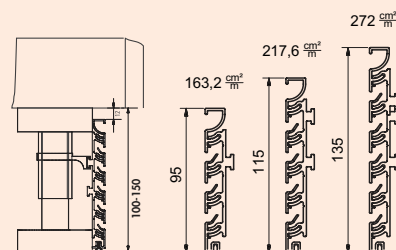
8033013 W 104 mm, L 480 mm, silver

52.02 €



Presa base ventilation grid

The Presa aluminium slatted grid ensures optimum air circulation in the kitchen base. Simple connection to kitchen base feet (suitable for many standard base feet) enables quick and easy installation and use as a base ventilation grid.

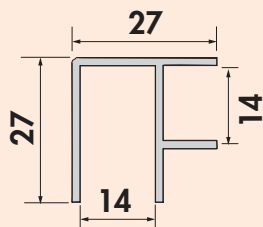



Presa ventilation grid

Aluminium slatted grille.
 – length 2400 mm
 – 10 mm LED Flexstrips can be used in the top profile slats
 – can be shortened in length and height
 – incl. 8 mounting brackets

4041016	H 100 mm, ventilation shaft approx. 163,2 cm ² /m, stainless steel col., anodised	216.81 €
4041017	H 130 mm, ventilation shaft approx. 217,6 cm ² /m, stainless steel col., anodised	226.89 €
4041018	H 150 mm, ventilation shaft approx. 272 cm ² /m, stainless steel col., anodised	256.30 €

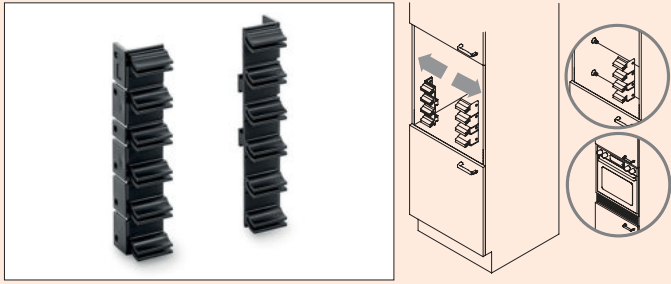
4041216	H 100 mm, ventilation shaft approx. 163,2 cm ² /m, black matt	229.41 €
4041217	H 130 mm, ventilation shaft approx. 217,6 cm ² /m, black matt	242.02 €
4041218	H 150 mm, ventilation shaft approx. 272 cm ² /m, black matt	268.91 €



Base corner plates

For Presa base system. Made of aluminium anodised. Usable as inside and outside corner.

4041019	H 100 mm, stainless steel coloured	3.61 €
4041020	H 130 mm, stainless steel coloured	4.37 €
4041021	H 150 mm, stainless steel coloured	4.54 €
4041219	H 100 mm, matt black	3.78 €
4041220	H 130 mm, matt black	4.54 €
4041221	H 150 mm, matt black	4.71 €



Presa clamp duct

For Presa base system, for screwing the profile to the kitchen body.
— packaging unit = 10 x right + 10 x left

4041022 black

44.12 €



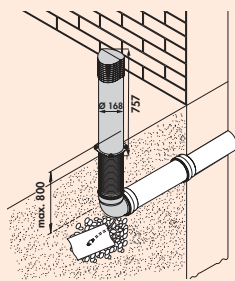
COMPAIR® Tower

Downdraft extractor systems offer the possibility of recirculation and exhaust air ducting, whereby in particular the exhaust air ducting depends on the structural conditions and kitchen planning.

In the case of a free-standing cooking island, the air duct can be installed in the floor structure or under the basement/storey ceiling (COMPAIR STEEL flow® or COMPAIR PRIME flow®). In these cases, the core hole is generally located below floor level. A use of a normal wall box is not possible here. For this purpose **COMPAIR® Tower** was developed.

With its high-quality matt stainless steel surface and subtle design, the **COMPAIR® Tower** blends harmoniously into the aesthetics of the building. The Tower can either be installed directly into the house wall or freestanding in the garden.

The THERMOBOX is suitable for mounting in the on-site KG pipe (DN160).



COMPAIR® Tower



Stainless steel air outlet including THERMOBOX and condensate drain. Suitable for mounting on the house wall or freestanding in the garden. A wall duct must be provided by the customer (KG 160 with external sleeve).

- depth up to 800 mm below floor level
- tower dimensions H 757 mm x Ø 168 mm
- blower door certified (required opening pressure > 65 Pa)

4043069 stainless steel

586.55 €

COMPAIR® PRIME flow 150 (system Ø 150)

Order no. Item/
Description

per pc. excl. VAT

Order no.	Item/ Description	per pc. excl. VAT
-----------	----------------------	-------------------

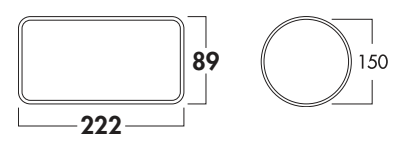
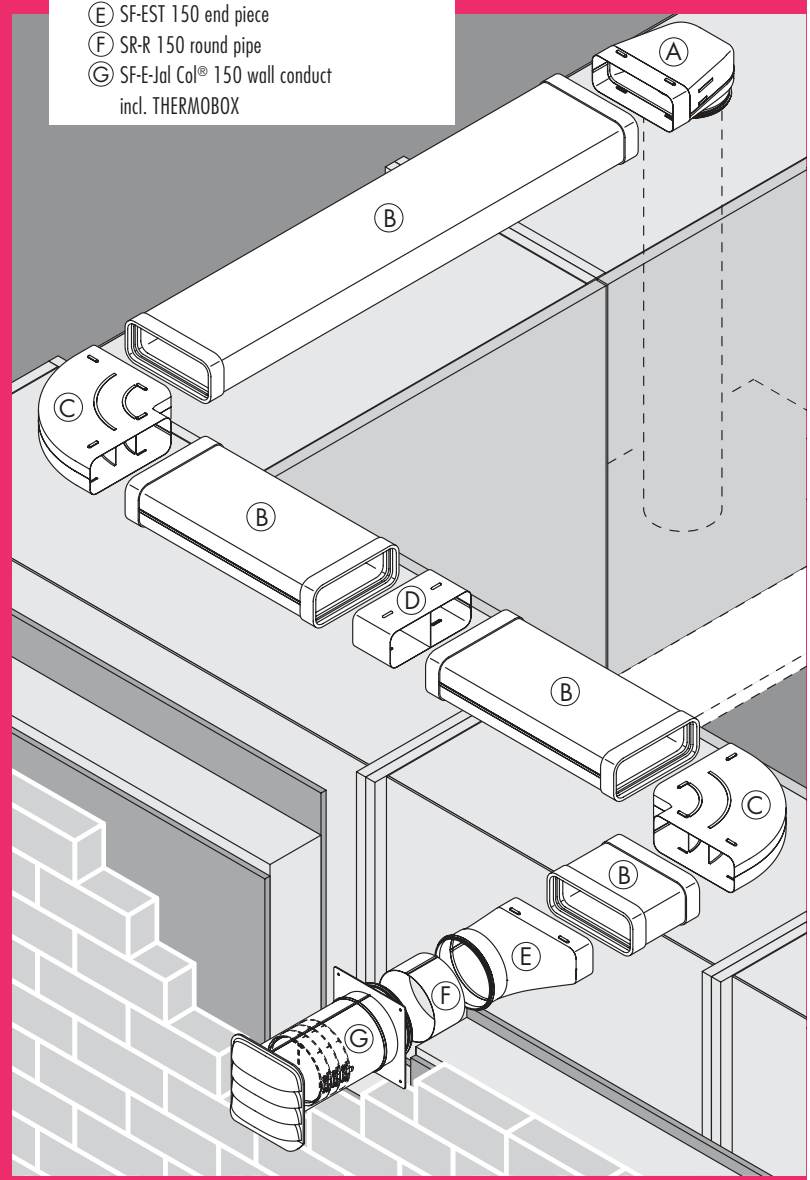
COMPAIR STEEL flow®

System Ø 150

Complete system made of metal,
resistant and non-flammable



- Fitting example**
- Ⓐ SF-UR 150 deflector 90°
 - Ⓑ SF-VRO 150 flat duct
 - Ⓒ SF-RBH 150 pipe bend horizontal 90°
 - Ⓓ SF-RVB 150 pipe connector
 - Ⓔ SF-EST 150 end piece
 - Ⓕ SR-R 150 round pipe
 - Ⓖ SF-E-Jal Col® 150 wall conduct
incl. THERMOBOX



- Flat ducts and accessories Page 36–38
- Round pipes and accessories Page 39–40
- Wall conducts Page 40
- Further accessories Page 41–42

COMPAIR STEEL flow®

The integrated air duct system made of metal



COMPAIR STEEL flow® is the integrated kitchen ventilation system made of metal from Naber. Regardless of whether a circulating air or exhaust air solution is to be implemented. COMPAIR STEEL flow® offers you all the necessary connections, adapters and intermediate pieces as well as various wall conducts such as the E-Jal Col® including the innovative THERMOBOX – which is suitable for low-energy houses. This is guaranteed by the BlowerDoor certificate. With this, we offer innovative air duct technology for all new construction and modernisation planning.

COMPAIR STEEL flow® is non-flammable and is suitable for export to regions with increased fire protection requirements (for details, see the respective national fire protection regulations) and for customers who attach additional importance to high safety.

COMPAIR STEEL flow® is suitable for all extractor systems on the world market. COMPAIR STEEL flow® is the result of intensive research in our own development laboratory. In cooperation with universities, the flow characteristics have been optimised so that COMPAIR STEEL flow® achieves the same perfect flow results as the COMPAIR® flow and

COMPAIR® bion air duct system by Naber. This makes the COMPAIR STEEL flow® the most powerful metal duct system for kitchen exhaust air on the market. And that completely. Due to the high tightness combined with the optimisation of the airflow in all system parts of the range, COMPAIR STEEL flow® is especially quiet and energy-efficient. For the surface coating, special emphasis was not only placed on excellent corrosion resistance, but also on an attractive outer surface.

COMPAIR STEEL flow® is particularly stable thanks to its specially coated 0.6–0.8 mm steel plate and its specifically designed cross-section geometry. Due to its flat design and its variably integrable central support, it can withstand loads of up to 100 kg. This enables a variety of laying variants – e.g. laying of COMPAIR STEEL flow® in the floor construction. COMPAIR STEEL flow® meets the highest requirements for tightness. This guarantees optimal performance, even with extremely powerful hoods.

COMPAIR STEEL flow® is compatible with all COMPAIR® flow elements. It enables optimal design freedom in kitchen planning and can be ordered according to needs and consignments.

COMPAIR STEEL flow® is not only a sustainable system as it is 100 % recyclable, it is also economically viable.

All the parts from the **COMPAIR STEEL flow®** range can be assembled in a matter of minutes. In case of an exhaust air solution, the wall conducts can be quickly and easily inserted into the wall using conventional round tapping drill holes.

A one-off investment in **COMPAIR STEEL flow®** sets off all maintenance and wear costs for recirculating systems with activated carbon filters.

COMPAIR STEEL flow®


Simple installation and cost-saving solution.




Under-floor laying: COMPAIR STEEL flow® is laid under the screed layer, and in case of built-in underfloor heating, directly in the insulation layer. The requirements for noise protection are to be ensured according to the circumstances.



Concrete laying: COMPAIR STEEL flow® is cast into the concrete ceiling or concrete floor. The position and arrangement of the ventilation ducts in the concrete are to be checked by the structural engineer.



Laying on the kitchen ceiling: COMPAIR STEEL flow® can be quickly and easily fixed to the kitchen ceiling using soundinsulating mounting clamps. The requirements for noise protection are to be ensured according to the circumstances.



Free laying on the floor: COMPAIR STEEL flow® can be laid simply, flexibly and invisibly between kitchen elements and the floor. Sufficient sound decoupling of the ducts on the floor is recommended.

All the easy to assemble components of the **COMPAIR STEEL flow® system** enable quick and easy laying. An all-round lip seal provides for an airtight connection.

The laying of the **COMPAIR STEEL flow® system** is set practically no limits. Due to its compact design, COMPAIR STEEL flow® can be invisibly laid between the ceiling and the kitchen elements. Laying under the ceiling is also no problem with the right COMPAIR STEEL flow® mounting clamps and can be subsequently cladded with plasterboard.

COMPAIR STEEL flow® can be laid in the floor con-

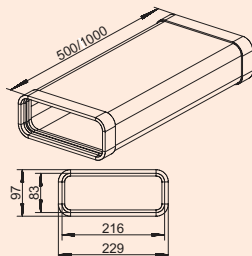
struction due to its high stability and non-flammability. With floating impact sound insulation (please ask your screed layer), the best possible noise reduction is achieved with COMPAIR STEEL flow®. Laying in the floor construction provides for completely new planning options.

COMPAIR STEEL flow® wall conducts can be quickly and easily mounted using a conventional round tapping drill hole. (Core drill standard dimensions) The method is ideal for the simple retrofitting of wall conducts – unlike rectangular wall conducts, which have to be chiselled into the wall with corresponding dirt and noise creation.



COMPAIR STEEL flow® 150

- COMPAIR STEEL flow® made of galvanized 0.6-0.8 mm sheet steel – due to its flat construction and its variably integrable central support, it can withstand up to 100 kg standing load.
- COMPAIR STEEL flow® is non-flammable and is suitable for export and to regions with increased fire protection requirements.
- COMPAIR STEEL flow® is suitable for all vapour extraction systems on the world market.
- COMPAIR STEEL flow® is especially quiet and energy-efficient.
- COMPAIR STEEL flow® is the ideal addition and compatible with all COMPAIR® flow elements.
- COMPAIR STEEL flow® is not only a sustainable system, as it is 100 % recyclable, but it is also economically viable.
- COMPAIR STEEL flow® offsets all maintenance and wear costs for recirculating air systems with activated carbon filters.

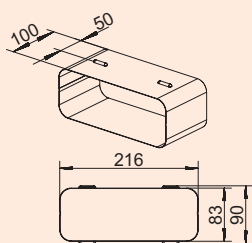


SF-VRO 150 flat duct

Ventilation pipe.

- can be shortened
- connection size metal duct 216 x 83 mm (with seal)
- 2 SF profile linings pre-assembled
- after removing the profile seal, connection to a flat plastic duct is possible

4061004 L 500 mm, galvanized steel	109.24 €
4061003 L 1000 mm, galvanized steel	139.00 €

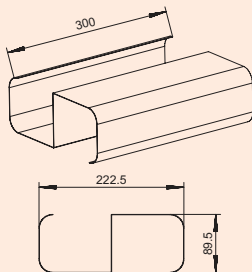



SF-RVB 150 pipe connector

Connector for flat ducts.

- suitable for flat ducts SF-VRO flex and SF-VRO

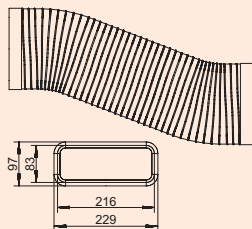
4061017 galvanized steel	44.87 €
--------------------------	---------



SF-VRO 150 support

- insertion into flat duct SF-VRO 500/1000, for laying in the floor construction
- 1 support for SF-VRO 500 required
- 2 supports for SF-VRO 1000 required
- standing load 100 kg

4061029 L 300 mm, galvanized steel	37.06 €
------------------------------------	---------

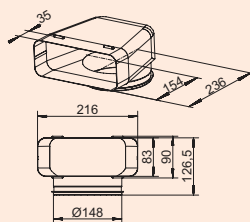


SF-VRO flex 150 flat duct

Ventilation pipe, flexible.

- can be shortened
- connection size metal duct 216 x 83 mm (with seal)
- 2 SF profile linings pre-assembled
- can be used for, e.g. bends (<90°) or parallel offsetting
- after removing the profile seal, connection to a flat plastic duct is possible

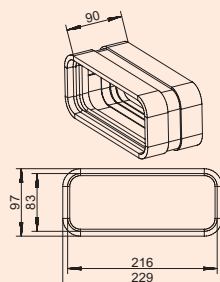
4061001 L 500 mm, aluminium	114.29 €
4061002 aluminium, L 1000 mm	149.58 €



SF-UR 150 deflector 90°

- With guide vanes.
- suitable for flat ducts SF-VRO flex and SF-VRO
 - suitable for round pipes SR-R flex and SR-R
 - connection to a plastic round pipe possible

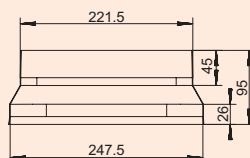
4061012 galvanized steel 66.97 €



SF-VBS 150 pipe bend connector

- For connecting two flat duct bends. (Not suitable for connecting flat ducts)
- length 90 mm
 - 2 SF profile linings pre-assembled

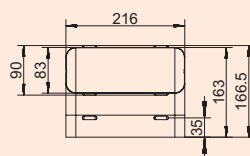
4061034 galvanized steel 73.03 €



SF-BA 150 adapter

- Adapter, compatible with BORA extraction systems.
- enables direct connection of the Naber COMPAIR STEEL flow® system to BORA extraction systems and duct elements
 - optimised flow guidance enables loss-free transition

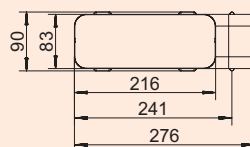
4061035 galvanized steel 56.39 €



SF-RBV 150 pipe bend vertical 90°

- With guide vanes.
- suitable for flat ducts SF-VRO flex and SF-VRO

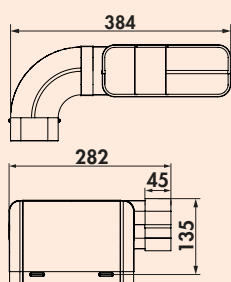
4061013 galvanized steel 62.94 €



SF-RBH 150 pipe bend horizontal 90°

- With guide vanes.
- suitable for flat ducts SF-VRO flex and SF-VRO

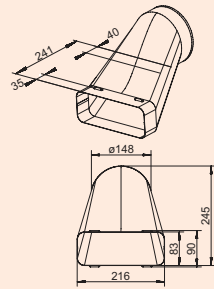
4061014 galvanized steel 70.25 €



SF 150 pipe set for downdraft ventilation

- The pipe set allows for a space-saving arrangement of the exhaust pipes at extractor hoods with downdraft or hob ventilation.
- connection size (222 x 89 mm) for direct connection to the extraction system
 - guidance direction (left/right) can be changed by replugging
 - suitable for flat ducts SF-VRO flex and SF-VRO

4061024 galvanized steel 138.66 €

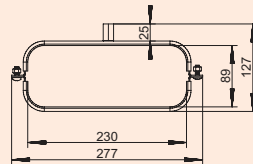


SF-VEST 150 offsetting end piece

- Ø 148 mm (connection size inside)
- use when connecting downdraft hoods
- enables space-saving exhaust air guidance when using base ventilators
- suitable for flat ducts SF-VRO flex and SF-VRO

4061028 galvanized steel

113.45 €



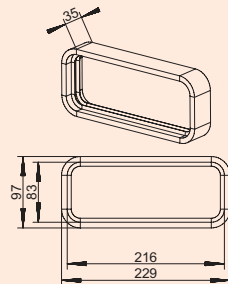
SF 150 flat duct mount

For laying the flat ducts on ceilings and walls.

- with damping
- recommended distance between two mounts 500 mm
- suitable for flat ducts SF-VRO flex and SF-VRO

4061022 galvanized steel

26.05 €




SF profile seal

- suitable for flat ducts SF-VRO flex and SF-VRO

4061027 PVC


26.05 €



SR-R flex 150 round pipe

Ventilation pipe, flexible.
 – Ø 148 mm (connection size inside)
 – length can be reduced by approx. 50 % by compression
 – can be used for bends (<90°) or parallel offsetting

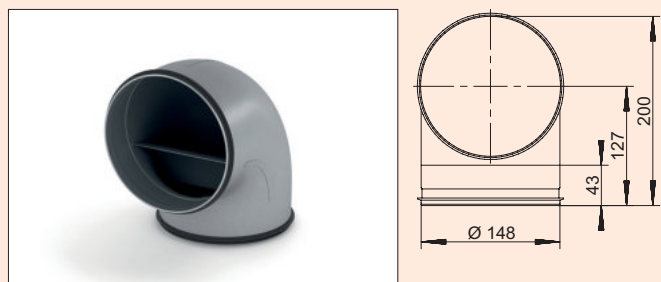
4061006	L 350 mm, aluminium, stainless steel	48.66 €
4061007	L 500 mm, aluminium, stainless steel	53.95 €
4061008	L 1000 mm, aluminium, stainless steel	73.87 €



SR-R 150 round pipe

Ventilation pipe.
 – Ø 148 mm (connection size inside)
 – can be shortened

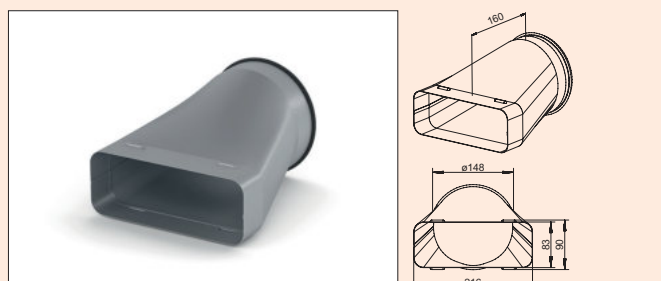
4061009	L 500 mm, galvanized steel	60.84 €
4061010	L 1000 mm, galvanized steel	68.57 €



SR-RBV 150 pipe bend 90°

With guide vanes.
 – can be laid close to corners due to small inner radius
 – suitable for round pipes SR-R flex and SR-R
 – connection to a plastic round pipe possible

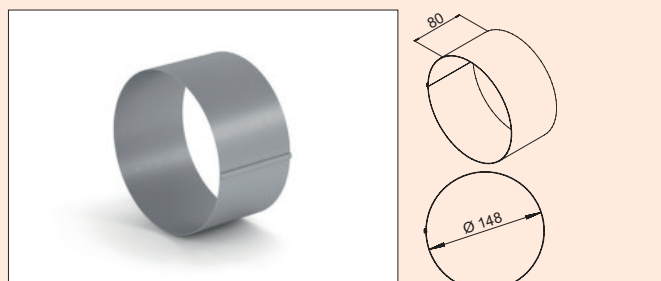
4061018	galvanized steel	64.54 €
---------	------------------	---------



SF-EST 150 end piece

Transition from flat to round.
 – suitable for flat ducts SF-VRO flex and SF-VRO
 – suitable for round pipes SR-R flex and SR-R
 – connection to a plastic round pipe possible

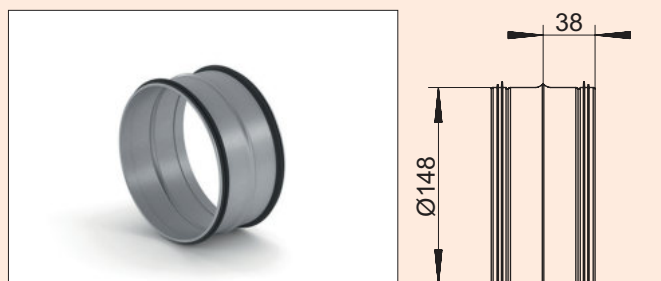
4061011	galvanized steel	65.88 €
---------	------------------	---------



SR-VBS 150 pipe bend connector

For connecting two round duct bends.
 – length 80 mm

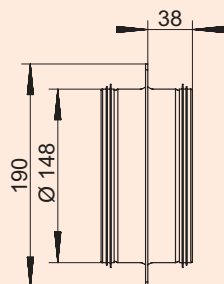
4061033	galvanized steel	14.71 €
---------	------------------	---------



SR-VBS 150 pipe connector

For connecting two pipe/hose pieces.
 – suitable for round pipes SR-R flex and SR-R
 – connection to a plastic round pipe possible

4061019	galvanised steel	19.66 €
---------	------------------	---------

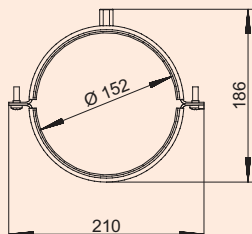


SR 150 wall connection piece

- wall penetration Ø ca. 155 mm
- suitable for round pipes SR-R flex and SR-R
- connection to a plastic round pipe possible

4061020 galvanized steel

40.42 €



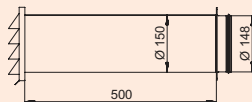

SR 150 round duct mount

For wall and ceiling mounting.

- with damping
- recommended distance between two mounts 500 mm
- suitable for round pipes SR-R flex and SR-R

4061023 galvanized steel

26.72 €



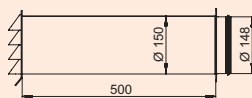
SF-Klima-E 150 wall conduct

Stainless steel external blind with backflow trap.

- can be shortened
- installation depth 500 mm, can be shortened to 190 mm
- wall penetration Ø ca. 155 mm
- suitable for round pipes SR-R flex and SR-R
- connection to a plastic round pipe possible

4061030 galvanized steel, stainless steel

283.53 €



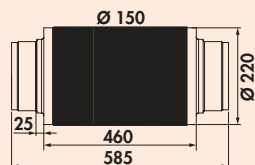

SF-E-Jal Col® 150 wall conduct incl. THERMOBOX

Wall conduct, incl. built-in heat retention system THERMOBOX and stainless steel external blind E-Jal Col®. Guide vanes on the slats of the blind provide for optimised flow guidance.

- can be shortened
- installation depth 500 mm, can be shortened to 220 mm
- wall penetration Ø ca. 155 mm
- suitable for round pipes SR-R flex and SR-R
- connection to a plastic round pipe possible

4061031 galvanized steel, stainless steel

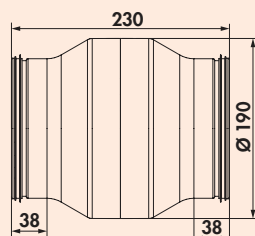
415.55 €



Silencer 150

Extremely sturdy design through use of thick aluminium tube. 25 mm/16 kg pro m³ glass wool insert reduces noise up to 22 dB depending on frequency, acc. DIN 4102 non-flammable (A1).
— connection to plastic round pipe

4043029 Ø 150 mm, L 460 mm **85.71 €**

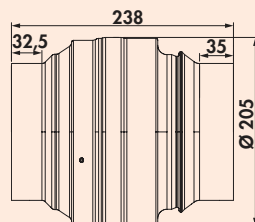


SR-KDA 150 condensing water separator

Prevents return flow of condensing water to the hood in case of vertical waste air routing. Flow-optimised design by avoiding sharp edges that stall the flow.

- filling volume 115.5 ml
- suitable for round pipes SR-R flex and SR-R
- connection to a plastic round pipe possible

4061021 galvanized steel **121.85 €**



Shutoff device/fire damper 150

- K 90 classified according to DIN EN 18017-3
- triggered at approx. 70 °C
- DIBt certificate available
- can be installed horizontally and vertically
- connection to a plastic round pipe possible

4061040 galvanized steel **214.29 €**



Insulating hose

- thickness 50 mm
- length 1000 mm
- $\lambda = 0.038 \text{ W}/(\text{m}\cdot\text{K})$ (thermal conductivity)
- $R = 1.3 \text{ (m}^2\cdot\text{K)}/\text{W}$ (heat transfer resistance)
- suitable for SF-VRO flex, SF-VRO and SR-R flex

4061026 foil-laminated **28.91 €**



Foam tape

- for use when connecting the metal duct system to the hoods
- to avoid mechanical vibration
- 4 mm x 15 mm x 20 m (H x W x L)

4061025 polyethylene foam, grey **8.32 €**



Punched tape

High strength installation punched tape made of galvanised steel in plastic dispenser. For fastening pipes, rods, cables, ducts, air ducts, etc.

- W 17 mm
- L 10 m

5031049 galvanized steel **20.59 €**

**Alukleb A2**


Pure aluminium adhesive tape according to DIN 4102, non-flammable (A2).

- film thickness 0.025 mm
- W 50 mm
- 1 roll = 10 m

4061039 aluminium**9.58 €**

COMPAIR® flow 150 bion 150 System Ø 150

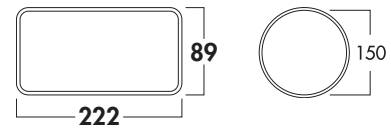
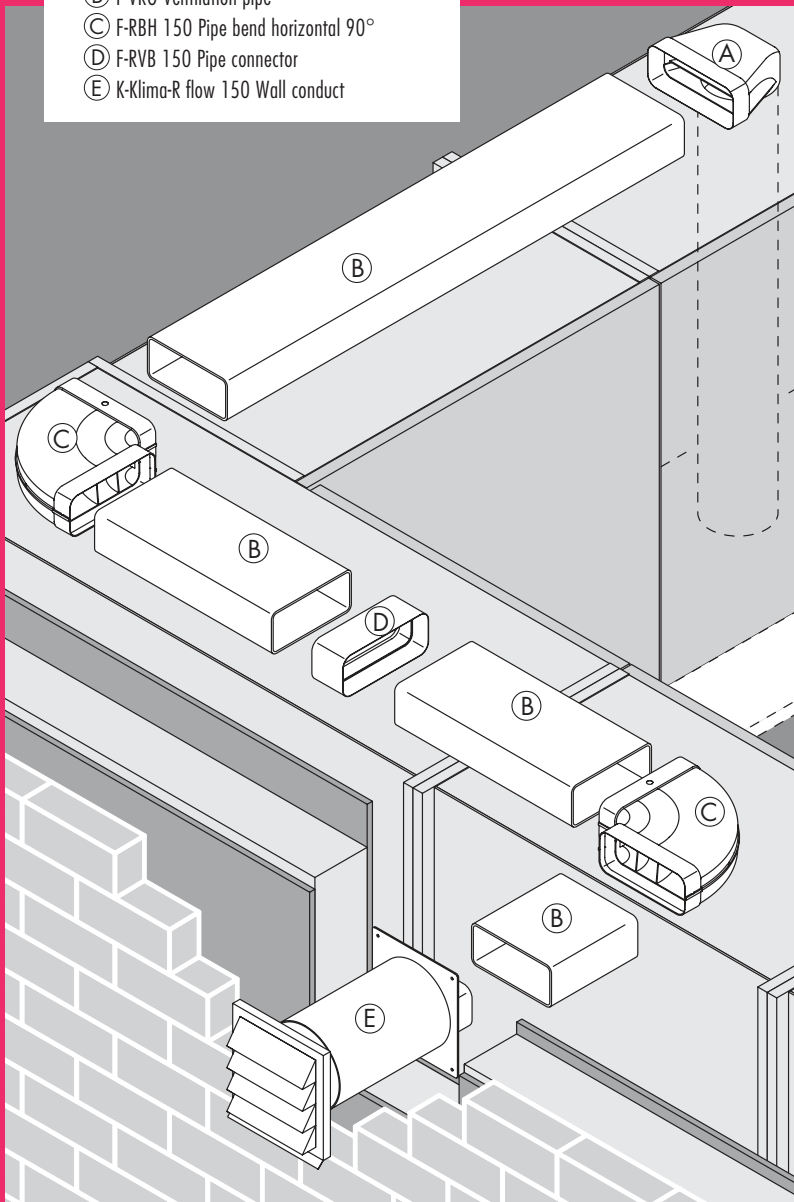
The programme for
optimal flow performance



Ventilation
technology

Fitting example

- Ⓐ F-UR 150 Deflector 90° with round pipe for Ø 150 hood connection
- Ⓑ F-VRO Ventilation pipe
- Ⓒ F-RBH 150 Pipe bend horizontal 90°
- Ⓓ F-RVB 150 Pipe connector
- Ⓔ K-Klima-R flow 150 Wall conduct



Flat ducts and accessories	Page 45–50
Round pipes and accessories	Page 51–53
Wall conducts	Page 54–60
External blinds	Page 61–62
Ventilation technology for hob extractors	Page 63



COMPAIR® flow 150 bion 150

More performance through "conduction"

As a result of the patented guide vane technology, vapour flows are smoothed in the duct and directed to the environment with very little loss of pressure. Using COMPAIR® flow 150, up to 79 % less pressure is lost, depending on the length and structure of the waste air duct – with a cross-sectional increase of only 2.9 %, compared with the 150 round pipe.

Energy efficiency for extremely powerful hoods

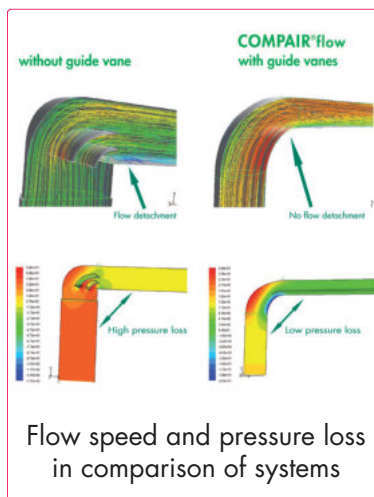
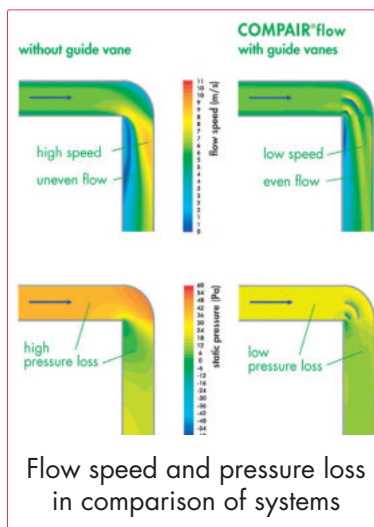
Bionik deals with the research and the systematic transfer of solutions from nature to technical applications. For COMPAIR® bion the flow dynamics optimal meandering systems in water-courses formed the natural example. The development of the deflector was carried out using the latest simulation and measurement technology. Here, the focus was on the energy efficient use of the system parts with extremely powerful hoods. All COMPAIR® bion deflectors can also be subsequently integrated into existing systems taking the duct geometry into account.





Strikingly unobtrusive form

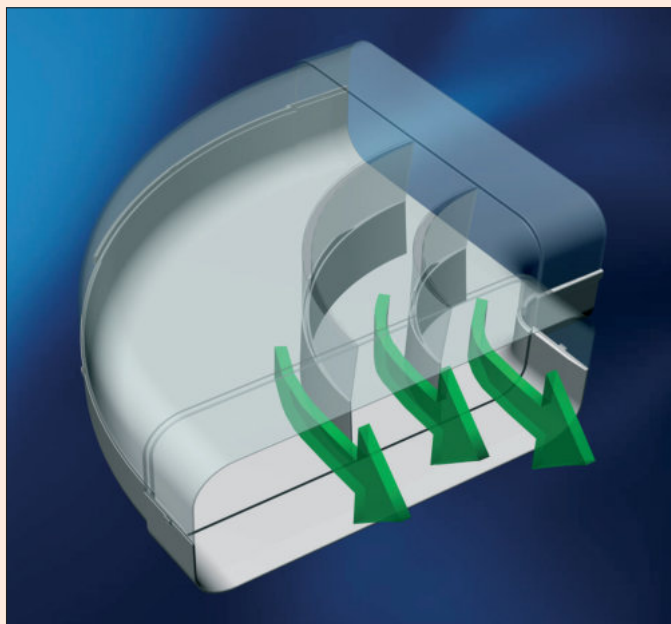
Using the modern COMPAIR® flow 150 rectangular profile, freedom of design is retained in kitchen planning. The external system dimensions 89 x 222 mm (H x W) and corner radiuses of 20 mm enable you to plan inconspicuously and in a spacesaving way.

Typical Naber: customer-friendly set compilation

COMPAIR® flow 150 by Naber is leading air duct technology, which you can order according to your requirements and on a consignment basis. If the order quantity is 10 pc. or more, component sets can be put together individually according to your wishes.

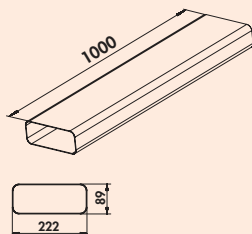


- 
F-VRO 150 flat duct pipe
 white 1000 mm 4043001
- 
F-RVB 150 pipe connector
 white 80 mm 4043005
- 
F-UR 150 deflector 90°
 white 4043002
- 
F-bion 150 deflector 90°
 white 4043048
- 
F-UR 150 deflector 90° with round pipe
 white 500 mm 4043012
 white 900 mm 4043013
- 
F-RBV 150 pipe bend vertical 90°
 white 4043004
- 
F-RBH 150 pipe bend horizontal 90°
 white 4043003
- 
F-EST 150 end piece
 white 4043006
- 
E-Jal flow 150 external blind
 stainless steel 4022038
- 
Klima-E 150 wall conduct
 white/
 stainless steel 4022039
- 
K-Klima-R 150/150 wall conduct
 white 4044047
 brickred 4044049
 light grey 4044060
 anthracite 4044061



COMPAIR® flow 150

- COMPAIR® flow 150, with integrated guide vane technology, is the most advanced air duct system.
- COMPAIR® bion 150 effectively conducts the exhaust air of extremely high performance hoods.
- COMPAIR® flow 150 reduces pressure loss, optimises volume flow and protects the fan motor.
- COMPAIR® bion 150 minimises noise development due to reduced pressure loss.
- COMPAIR® flow 150 is recommended by leading manufacturers of kitchen hoods.

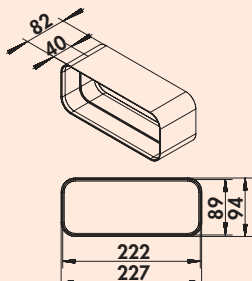


F-VRO 150 flat duct

Ventilation pipe without sleeve.
– length 1000 mm

4043001 white

34.71 €

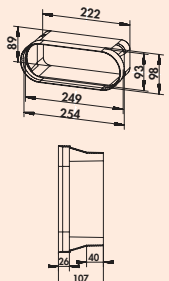


F-RVB pipe connector

For straight ventilation pipes (F-VRO 1000).
– length 80 mm

4043005 white

11.34 €



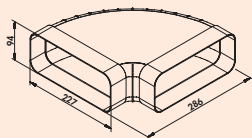
F-BA 150 adapter

Adapter, compatible with BORA extraction systems.

- enables direct connection of the Naber COMPAIR® system to BORA extraction systems and duct elements
- optimised flow guidance enables loss-free transition

4043035 white

10.92 €

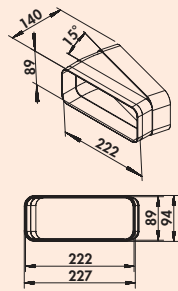


F-RBH 150 pipe bend horizontal 90°

With guide vanes and sleeves integrated on both sides.

4043003 white

32.27 €

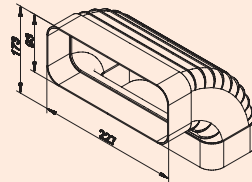


F-RBH 150 pipe bend horizontal 15°

With sleeve integrated on one side.

4043007 white

16.13 €

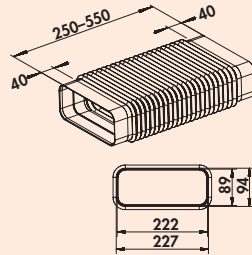


F-RBV 150 pipe bend vertical 90°

With guide vanes and sleeves integrated on both sides.

4043004 white

24.29 €



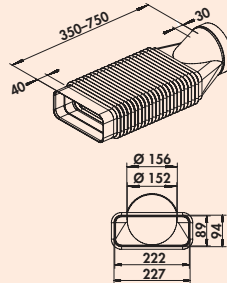
F-RBFLEX 1 system 150 pipe bend

For diversions and turns up to 90°.

Adapter, flexible, rectangular to rectangular, with integrated sleeve.
— length 250–550 mm

4043042 white

38.47 €



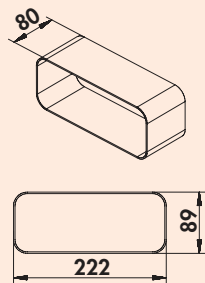
F-RBFLEX 2 system 150 pipe bend

For diversions and turns up to 90°.

Adapter, flexible, round to rectangular, with integrated sleeve.
— length 350–750 mm

4043043 white

45.63 €

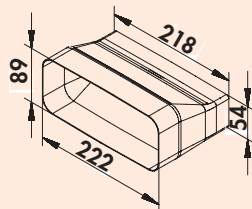


F-VBS 150 pipe bend connector

For connecting two flat duct bends. (Not suitable for connecting flat ducts).
— length 80 mm

4040021 white

7.82 €

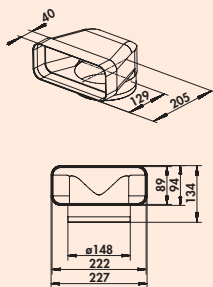


F-Top adapter

Adapter. For connecting COMPAIR® flow 150 and COMPAIR® top 125.
— optimised flow guidance enables loss-free transition
— the adapter is fitted on both sides with the duct dimensions

4043079 white

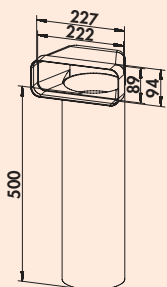
18.15 €



F-UR 150 deflector 90°

For direct hood connection with guide vanes and sleeve integrated on one side.

4043002 white 29.66 €



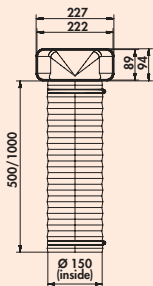
F-UR 150 deflector 90° with round pipe

With guide vanes and round pipe.

To achieve optimum flow performance, always use the deflectors with round pipe. Only use the deflectors with hose (F-URX 500/F-URX 1000) in exceptional cases, if no other engineering option exists.

4043012 L 500 mm, white 48.55 €

4043013 L 1000 mm, white 68.57 €



F URX 150 deflector 90° with flexi-duct

With guide vanes, flexi-duct and 2 hose clips.

4043014 L 500 mm, white 38.18 €

4043015 L 1000 mm, white 43.70 €



F-bion 150 deflector 90°

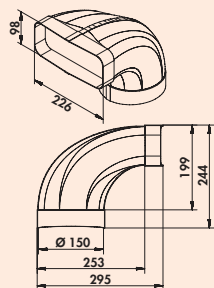
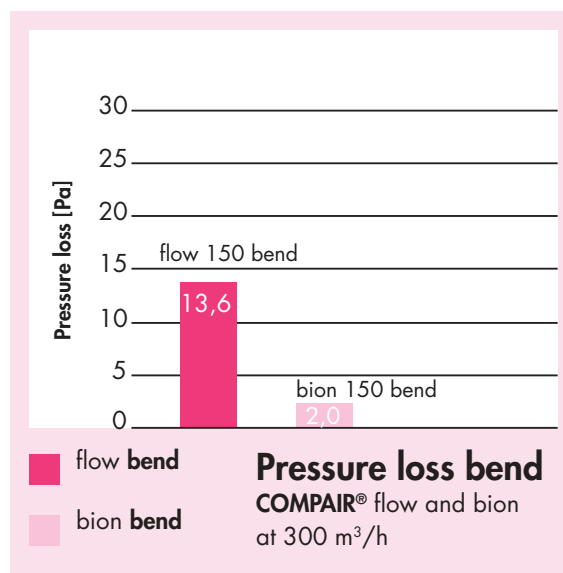
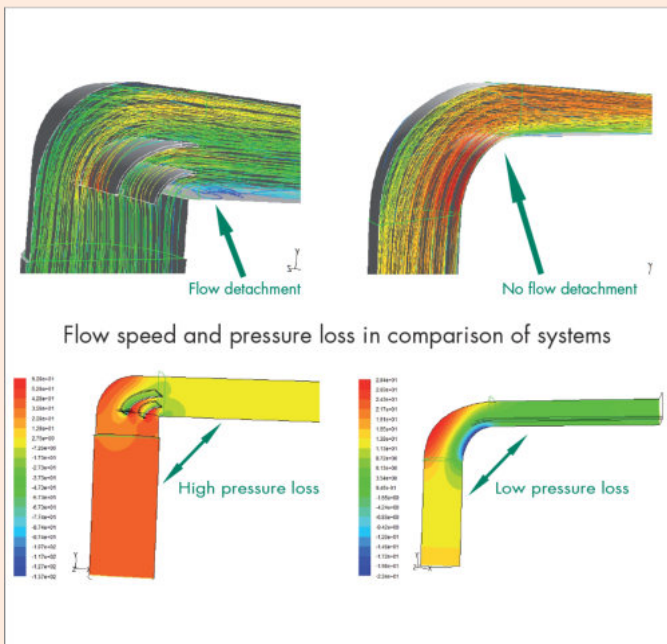
Energy efficiency for extremely powerful hoods

Bionik deals with the research and the systematic transfer of solutions from nature to the technical applications of products. For COMPAIR® bion, the flow-dynamically optimal meandering systems in watercourses formed the natural example. The development of the deflector was carried out using the latest simulation and measurement technology. Here, the focus was on the energy efficient use of the system parts with extremely powerful hoods.

Contrary to the trend of constructing large space-consuming duct systems with Ø 180 mm or Ø 200 mm for powerful hoods, for which the installation space is often lacking, with the help of the new deflection curve Naber COMPAIR® F-bion, the proven space-saving flat duct system Naber Compair can be optimised.

Using the bionically shaped 90° deflector F-bion, the pressure is reduced by up to 80 % compared to conventional 90° bends without guide-vane technology. Thanks to this reduction in pressure loss, larger volume flows can be channelled more efficiently and virtually noiselessly from the hood to the outside.

The COMPAIR® bion deflectors for the Naber COMPAIR® exhaust air systems 125/150 can also be subsequently integrated into existing systems taking the duct geometry into account and significantly improve the extraction power of the hood.

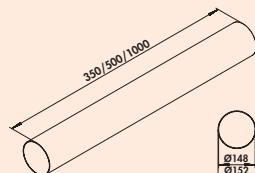


F-bion 150 deflector 90°

Energy efficient solution for extremely high performance hoods. For direct hood connection with integrated sleeve.

For the installation, please note the space needed due to the component size!

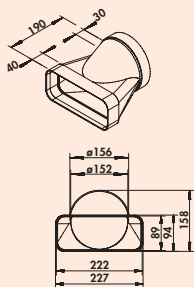
4043048 white 39.83 €



Round pipe 150

Suitable for deflectors.
— pipe Ø 150 mm

4043008 L 350 mm, white 16.97 €
4043009 L 500 mm, white 19.50 €
4052102 L 1000 mm, white 38.91 €



F-EST 150 end piece

With integrated sleeve for direct transition from flat to round (wall penetration). Optimised for flow.

4043006 white

26.30 €



flow 150 flat duct set 1

With guide vanes.

Set consisting of:

- 2 x 1000 mm flat duct pipe (4043001)
- 1 x deflector with 1000 mm round pipe (4043013)
- 1 x connecting sleeve (4043005)
- 1 x end piece/transition piece (4043006)
- 1 x N-KLEB (4021128)

4040010 white

161.47 €



flow 150 flat duct set 2

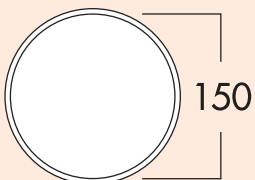
With guide vanes.

Set consisting of:

- 3 x 1000 mm flat duct pipe (4043001)
- 1 x deflector with 1000 mm round pipe (4043013)
- 1 x pipe bend 90°, horizontal (4043003)
- 2 x connecting sleeve (4043005)
- 1 x end piece/transition piece (4043006)
- 1 x N-KLEB (4021128)

4040011 white

239.41 €



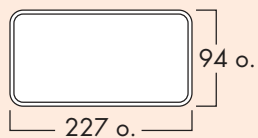
150 wall connector 1

For connection to round pipe 150.

- with backpressure shutter
- hose/pipe connector Ø 150 mm
- connector depth 24 mm
- round pipe with 350 mm length
- wall penetration Ø ca. 155 mm

4043025 white

39.00 €



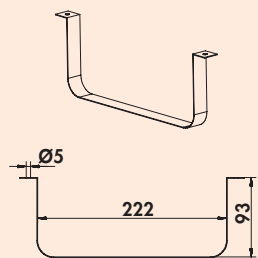
150 wall connector 2

For connection to flow rectangular pipe.

- with backpressure shutter
- pipe connector 227 x 94 mm
- connector depth 80 mm
- round pipe with 350 mm length
- wall penetration Ø ca. 155 mm

4043028 white

39.08 €



Flat duct bracket 150

For laying flat ducts on ceilings and walls.

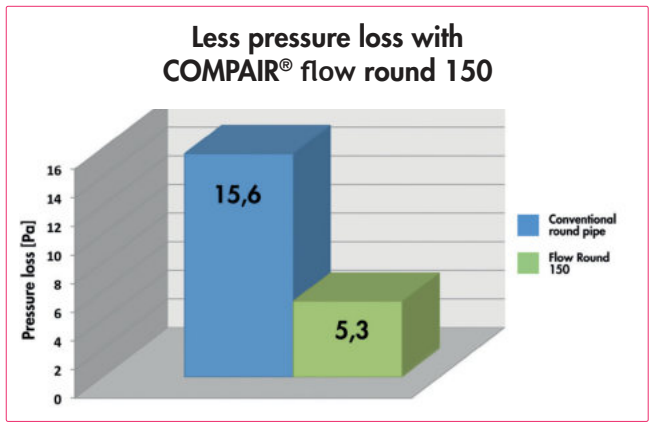
4043019 stainless steel

8.32 €

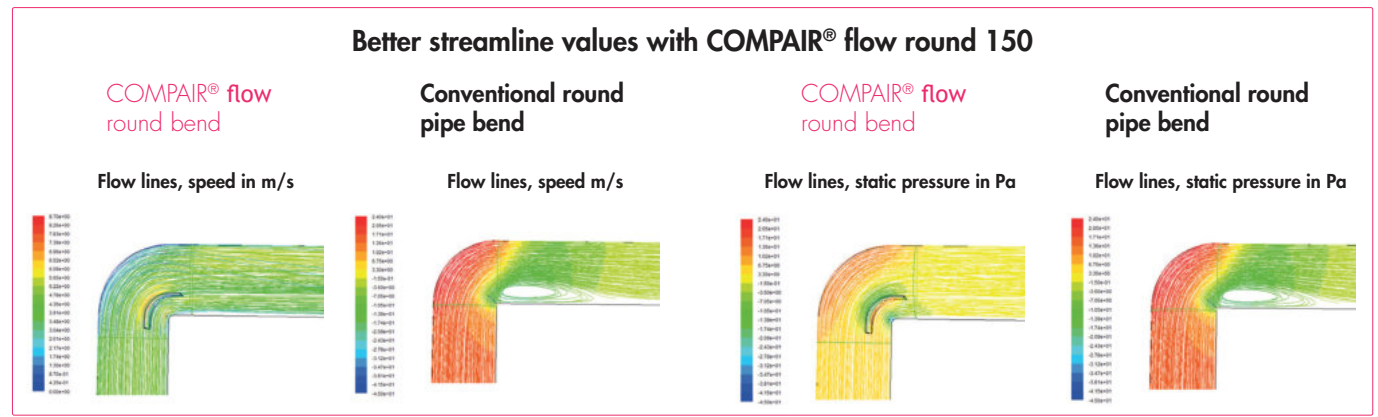
COMPAIR® flow round 150

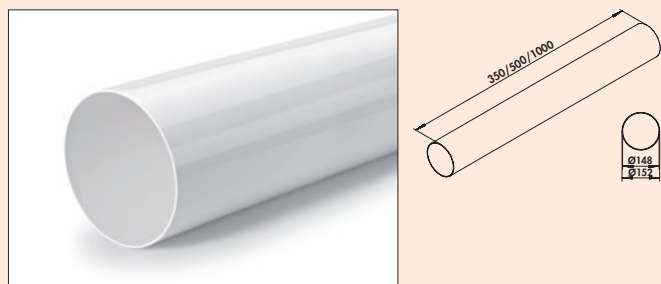
System Ø 150

- **High in volume and easy to install**
 COMPAIR® flow round base parts impress with universal applicability and perfect air flow. All system components may be interconnected by simple plug connection.
- **Installation close to corners**
 COMPAIR® flow round can be laid close to corners thanks to its very small inner radius.
- **Absolutely efficient**
 COMPAIR® flow round is one of the most efficient round tube systems on the market.
- **Proven guide vane technology**
 COMPAIR® flow round uses the proven turning vane technology.
- **Low pressure loss**
 COMPAIR® flow round maximises the hood efficiency and minimises noise development through 70 % less pressure loss.
- **Typical Naber: customer-friendly set compilation**
 If 10 or more are ordered, sets may be assembled individually according to your wishes.



	R-150 round pipe white 1000 mm 4052102
	R-VBS 150 round pipe connector white 60 mm 4052017
	R-RBV flow 150 pipe bend 90° white 4052015
	R-URX flow 150 deflector 90° with flexi-hose white 500 mm 4052019 white 1000 mm 4052021
	K-Jal 150 external blind white 4044044 brick red 4044046 light grey 4044064 anthracite 4044065
	K-Klima-R 150/150 wall conduct white 4044047 brick red 4044049 light grey 4044060 anthracite 4044061
	N-PXO 152 flexi-hose round white 4023004
	A-PXO 152 alu. flexi-hose round aluminium 4023007
	Hose clamp 152 alu. col. 4021133





Round pipe 150

Suitable for deflectors.
– pipe Ø 150 mm

4052102 L 1000 mm, white

38.91 €

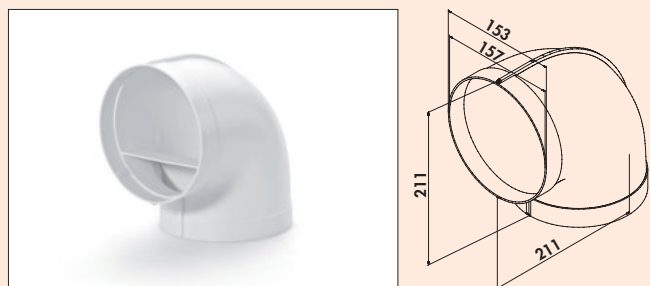


R-VBS 150 round pipe connector

For connecting two pieces of pipe and hose.
– Ø 155 mm
– length 60 mm

4052017 white

8.74 €



R-RBV flow 150 pipe bend 90°

Low-loss deflection due to integrated guide vane. With conducts integrated on both sides.

– Also suitable for direct hood connection.

– Up to 70 % less pressure loss through guide vane technology. This results in considerably increased performance at reduced noise generation.

– Can be laid close to corners due to its very small inner radius.

– Optimal transition to all wall sleeves with round connector.

– Ø 153 mm

4052015 white

25.63 €



R-URX flow 150 deflector 90° with flexi-duct

With 500/1000 mm flexi-duct and 2 hose clips.

– Ø 150 mm

4052019 L 500 mm, white

39.33 €

4052021 L 1000 mm, white

42.87 €




Round duct mount 150

For wall and ceiling mounting.

– recommended spacing 500 mm

4052110 Ø 150 mm, white

5.38 €



R-circulating air set

Set consisting of:

– 1 x R-150 round pipe (4052102)

– 1 x R-VBS 150 round pipe connector (4052017)

– 1 x T-ZULRG 150 round fresh air grid (4041015)

4050002 white

62.69 €



Hose set 1

Set consisting of:

- 1 N-PXO flexi-duct round, Ø 152 mm, L 1000 mm (4023009)
- 2 hose clamp, Ø 152 mm, 140–160 mm (4021133)
- 1 T-ZULRG round fresh air grid (4041015)

4020014 white

35.38 €

COMPAIR® THERMOBOX® 150

Energy efficient exhaust solutions in the kitchen



Intelligent kitchen exhaust solutions now play a key role in improving your indoor climate. Odour and fat particles, but also moisture, have to be dissipated to the outside air through an air duct. At the same time, the building envelope, especially the core hole created for an exhaust system, have to be energetically sealed.

THERMOBOX maximises the efficiency of an exhaust hood and prevents flow and heat losses when not in operation through the **ShutterTec retention system**. With a U-value* of 2.2 W/(m²K) the THERMOBOX clearly sets itself apart from the usual insulation values for wall conducts and as a component, it achieves an insulation effect comparable with that of double glazed windows. In addition, unwanted vibrations and rattling noises due to wind load are avoided.

The Naber® THERMOBOX is available in conjunction with the external blind "Col" as a wall conduct system in Ø 125 and Ø 150 mm. In addition, the THERMOBOX is available as a retrofit kit for existing Naber® wall conducts and is also suitable for vertical installation (exhaust air outlet via the roof).

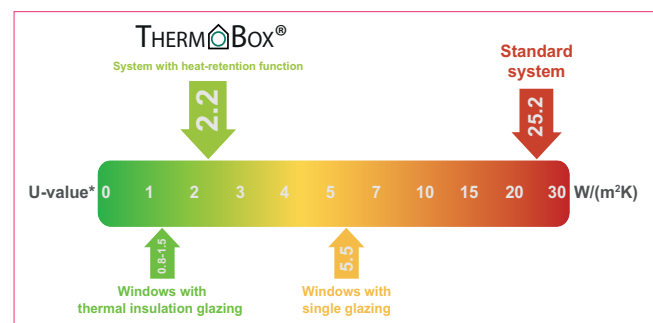
*U-value is a measure of the thermal insulation: the smaller the U-value, the better the insulation.


Energy efficiency

- up to 20 times less heat loss (compared to standard backflow traps)
- efficient thermal insulation of the exhaust opening
- heat insulating reflective layer
- U-value* of only 2,2 W/(m²K)
- can be retrofitted in existing Naber® wall conducts

Innovative opening and closing mechanism

- Blower-Door certified (required opening pressure >65 Pa)
- magnetic opening and closing
- defined opening pressure prevents rattling
- opens fully even at low flow rates
- no vibrations, no rattling noises



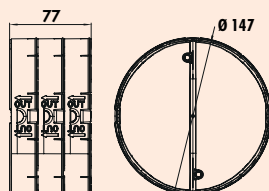


THERMOBOX 150

The heat retention system THERMOBOX consists of three consecutive pairs of flaps at defined spacing with magnetic closing. With a U-value of 2.2 W/(m²K), THERMOBOX clearly sets itself apart from customary wall conducts (ca. 25 W/(m²K)) and achieves an insulating effect comparable with that of –double glazed windows.

In the closed system, two completely insulated air chambers form. A reflective layer on the first pair of inwardly aligned flaps reduces the transmission factor at the entrance to the system, thus preventing additional heat losses.

In comparison, customary wall conducts have single backflow traps that are not suitable for installation in the outside walls of energy-efficient or energy-renovated houses because of their lack of heat insulating properties.



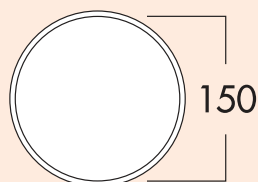

THERMOBOX 150

Heat retention system THERMOBOX for retrofitting of existing **Naber® wall conducts** and suitable for vertical installation (exhaust air outlet via the roof).

– Blower-Door certified (required opening pressure >65 Pa)

4043064 black, silver

79.33 €



E-Jal 150 wall conduct incl. THERMOBOX

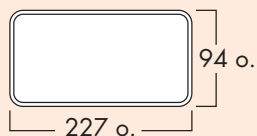



Wall conduct with telescopic pipe, incl. built-in heat retention system THERMOBOX and **stainless steel external E-Jal**.

- hose/pipe connection Ø 150 mm
- connection depth 24 mm
- installation depth 350–500 mm, can be shortened to 255 mm
- wall penetration Ø ca. 155 mm
- Blower-Door certified (required opening pressure >65 Pa)

4043065 white, stainless steel

282.94 €



E-Jal flow 150 wall conduct incl. THERMOBOX



Wall conduct with telescopic pipe, incl. built-in heat retention system THERMOBOX and **stainless steel external blind E-Jal**.


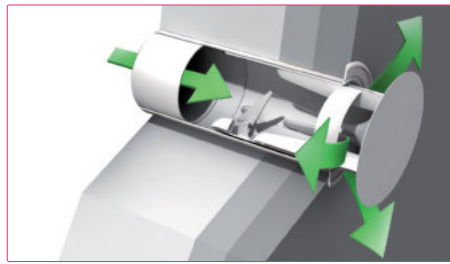

- pipe connection 227 x 94 mm
- connection depth 80 mm
- installation depth 350–500 mm, can be shortened to 290 mm
- wall penetration Ø ca. 155 mm
- Blower-Door certified (required opening pressure >65 Pa)

4043066 white, stainless steel

282.94 €

COMPAIR® flow Star GTS 150

The first wall conduct with guide vane technology



Optimum flow under inclusion of the wall conduct on the external wall is decisive for the overall efficiency of any kitchen waste air system. The flow Star wall conduct enables the combination of good flow performance, perfect seal of the wall joint with "blower door" certificate and prize-winning external appearance. Performance figures and energy efficiency may be improved even more by connection to the COMPAIR® flow flat duct system.

The functional principle of flow Star uses the pressure effect of the air stream (volume stream) created

during hood operation, combined with mechanically controlled spring and magnetic force when opening and/or closing the wall conduct.

With **flow Star GTS 150**, the high energy generated by the large flow cross-section is absorbed by an additional integrated pressure spring. With the hood switched off, the front plate closes flush with the outside wall.

With its modern, flush exterior appearance, **flow Star** meets the expectations of modern kitchen planning and architecture.

Advantages

- optimal flow performance due to integrated guide vane technology
- lowest drop in pressure of all commercially available wall conducts
- maximum flow rate of the exhaust hood
- minimisation of noise emissions by the extractor hood

Technology

- fully mechanically controlled opening and closing function with spring and magnetic force
- robust construction with ball bearings that are sealed and don't rust
- a backpressure shutter isn't necessary
- with the hood switched off, the front plate made of stainless steel closes flush with the outside wall
- simple assembly without electrical connection, no extra bore holes are necessary
- ideal for the exchange of old systems with existing tapping drill hole
- fail safe against freezing, strong winds, driving rain and dirt

Energy efficiency

- no other power supplies are necessary for the use of the wall conduct: uses the flow energy generated by the air stream (volume flow) when the cooker hood is in operation
- optimal heat isolation when closed
- an all-round labyrinth seal prevents heat loss and saves heating energy (high tightness)
- perfect solution for a secure sealing of the building shell acc. EN10243 (Blower-Door certificate)
- appropriate for energy efficient houses
- the electricity consumption of the connected cooker hood is reduced due to flow optimisation

Material & Design

- elegant, contemporary design
- rust free and high class stainless steel cover
- the cover can be disassembled without any problems for extra handling (i.e. surface coating)
- multiple awards for design and function

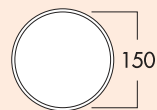
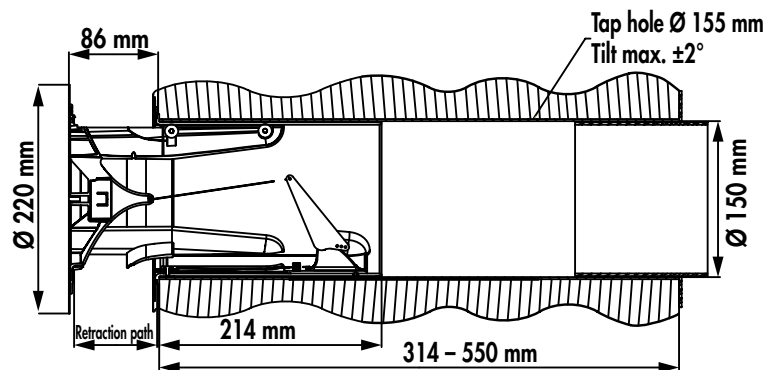
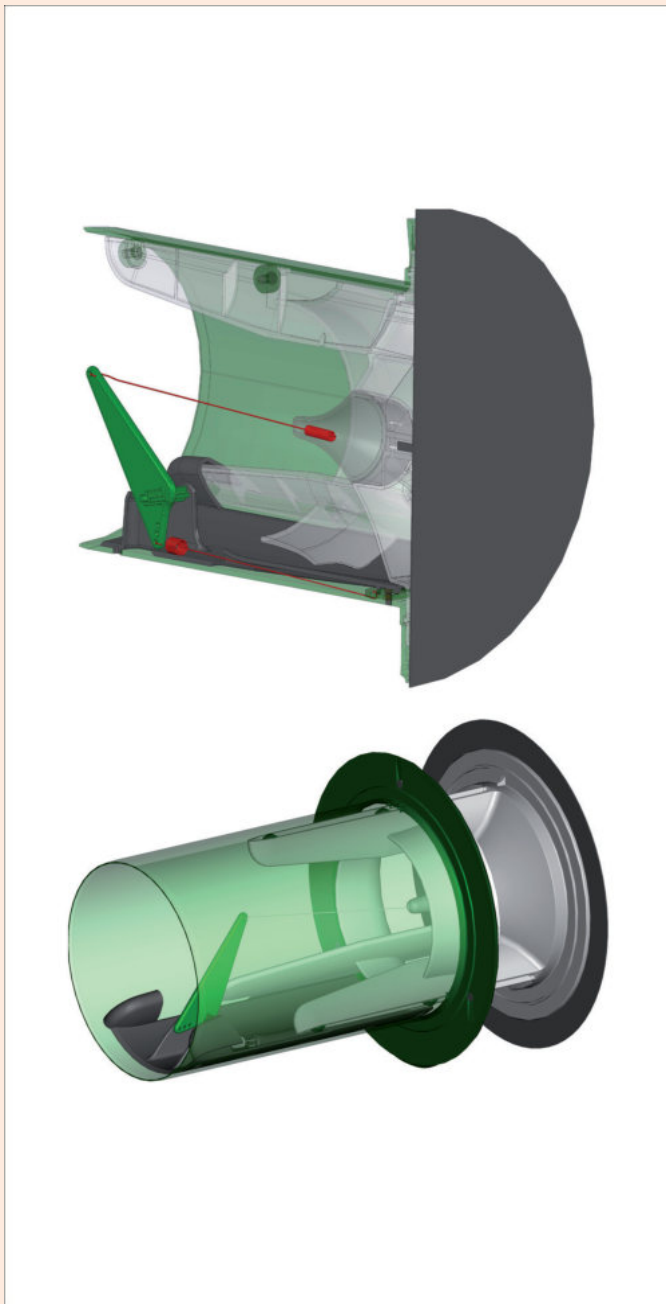


flow Star GTS 150 wall conduct

GTS stands for "generation two springs", which refers to the two integrated springs. Compared to the original flow Star, a pressure spring has been added, which slows the flow body over the last 10 mm, thus avoiding a hard impact on the end stops. The kinetic energy created during the opening process is absorbed and released again in the closing direction, against the volume flow. In this way, the opening width of the flow Star GTS is individually adapted to the specific volume flow of the hood. An all-round sealing lip positioned at the outer flange provides added protection in colder weather.

Properties and functions

- optimum flow performance due to guide vane technology
- elegant design (smooth surfaces instead of lamellas)
- closing of the wall conduct by spring force and additional magnets
- easy installation without additional drill holes
- sturdy design with no-rust, sealed ball bearings
- lowest pressure loss of all commercially available wall conducts
- maximum feed performance of the vapour hood
- low noise generation of the vapour hood
- optimum heat insulation
- increased resistance to weathering
- no rattling of backpressure shutters in case of gusts of wind
- good seal when the vapour hood is switched off
- Blower Door certificate
- no electrical connection required
- for the installation of the mounting pipe, a core drilling hole (Ø 155 mm) is recommended



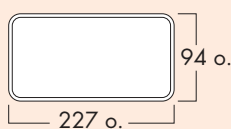
flow Star GTS 150 wall conduct

With connection to round pipe Ø 150 mm and round **external stainless-steel cover**.

- required opening pressure 150 Pa
- stainless steel cover Ø 220 mm
- hose/pipe connector Ø 150 mm, connector depth 24 mm
- installation depth 314–550 mm, can be shortened to 250 mm, wall penetration Ø about 155 mm
- for the installation of the mounting pipe, a core drilling hole (Ø 155 mm) is recommended

4043040 white, stainless steel

317.98 €



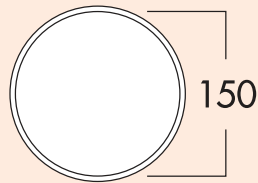

flow Star GTS 150 F wall conduct

With connection to COMPAIR® flow 150 rectangular tube and round **external stainless-steel cover**.

- required opening pressure 150 Pa
- stainless steel cover Ø 220 mm
- tube connector 227 x 94 mm, connector depth 80 mm
- installation depth 314–550 mm, can be shortened to 285 mm, wall penetration Ø about 155 mm
- for the installation of the mounting pipe, a core drilling hole (Ø 155 mm) is recommended

4043041 white, stainless steel

317.98 €



Klima-E 150 wall conduct

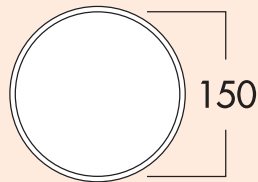


Telescopic pipe and **stainless-steel external blind**, with backpressure shutter.

- hose/tube connector Ø 150 mm
- connector depth 24 mm
- installation depth 420–620 mm, can be shortened to 175 mm
- wall penetration Ø about 155 mm

4022039 white, stainless steel

203.36 €



K-Klima-R 150/150 wall conduct

With backpressure shutter, telescopic pipe and external blind.

- hose/tube connector Ø 150 mm
- connector depth 24 mm
- installation depth 420–620 mm, can be shortened to 100 mm
- wall penetration Ø about 155 mm

4044047 white

69.88 €

4044049 brick red

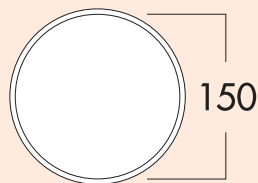
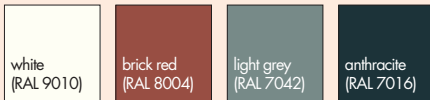
69.88 €

4044060 light grey

73.19 €

4044061 anthracite

73.19 €



E-Klima-E 150 wall conduct

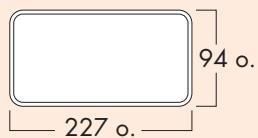


Stainless steel pipe 500 mm long, 120 mm slider element and **stainless-steel external blind**, with backpressure shutter.

- hose/tube connector Ø 150 mm
- wall penetration Ø about 155 mm
- installation depth 500–600 mm, can be shortened to 175 mm

4022044 stainless steel

260.50 €



Klima-E flow 150 wall conduct



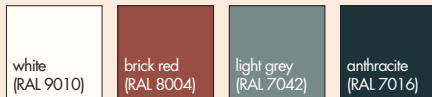
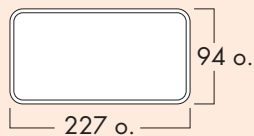
Stainless-steel external blind with backpressure shutter.

With rectangular connector for COMPAIR® flow 150.

- tube connector 227 x 94 mm
- connector depth 80 mm
- installation depth 420–620 mm, can be shortened to 210 mm
- wall penetration Ø about 155 mm

4022040 white, stainless steel


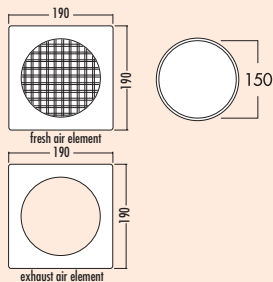

203.36 €



Klima-E flow 150 wall conduct

With backpressure shutter and external blind.
With rectangular connector for COMPAIR® flow 150.
— tube connector 227 x 94 mm
— connector depth 80 mm
— installation depth 420–620 mm, can be shortened to 135 mm
— wall penetration about Ø 155 mm

4044050	white	69.88 €
4044052	brick red	69.88 €
4044062	light grey	73.19 €
4044063	anthracite	73.19 €



E-Klima A/Z 150



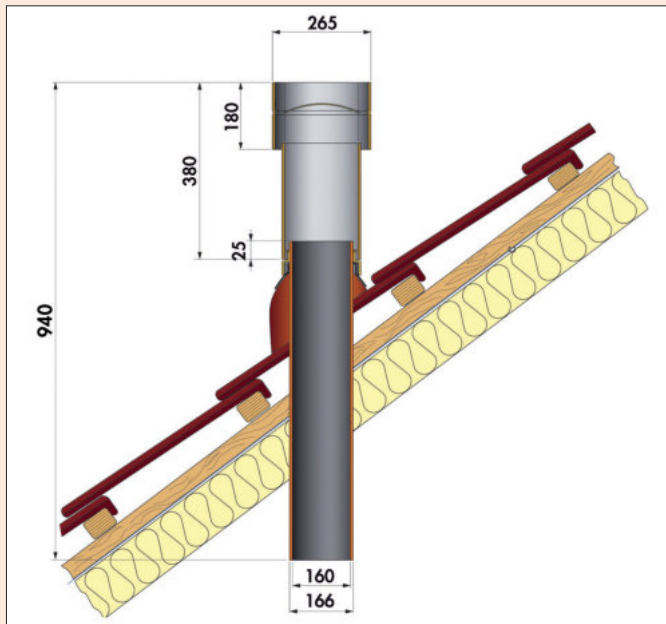
Two-piece wall conduct with separate exhaust and fresh air elements. The two **stainless steel** design external blinds in modern lamella look with internal back pressure shutters solve even spatially difficult installation situations. An internal **stainless steel** cover on the waste air element can be pushed over the plastic pipe and completely covers the wall penetration. On the supply side there is a grid outlet with a connector on the round pipe. Both elements can be used next to each other as a set, or as single elements. Optimum flow values are achieved through volume-flow controlled waste and fresh air openings.

The fresh air flap only opens with negative pressure.

When installed with an open-flue chimney, please coordinate this with the chimney sweep responsible.

- stainless steel external blind 190 x 190 mm per blind
- round waste air connection Ø 150 mm
- installation depth 490–690 mm
- wall penetration Ø ca. 155 mm per element

4044053	waste and fresh air wall conduct	489.23 €
4044056	waste air element	266.21 €
4044055	fresh air element	253.58 €



DN 150/160 roof hood

The optimally designed roof hoods work with extremely low pressure loss, since air flow is largely without resistance. This is the advantageous effect of the amply dimensioned cross-section reserves of the hood heads: with the same nominal width, the clear profiles of the upper pipe and the hood head are always clearly larger than those of the ventilation pipes to be connected.

The unique sandwich system provides for an absolutely secure mount of the universal pass-through roofing tile on the lath. A specially shaped mounting plate made of galvanised steel plate makes the roof penetration extremely stable.



DN 150/160 roof hood

The universal roofing tile is quickly and securely mounted. Due to the Z edge of the bracket plate it immediately achieves a secure grip and may comfortably be moved to the exact installation point on the roof batten. Two rust-free screws (**not included**) are recommended for secure fastening. With universal lead-coloured pass-through roofing tile for rooves with a tilt angle of 25°–45°.

Without backpressure shutter.

4024024 natural red	1065.55 €
4024023 black	1065.55 €



Plug-in connector 150/160

Made of aluminium, symmetrical version for connecting roof hoods to ventilation ducts, at the top matching the roof hood, at the bottom matching the inside dimensions of the ventilation ducts, no discharge of condensed water at the joint, perfect aerodynamic design. Suitable for all wrapped seam tubes Ø 150/160. Reduction from Ø 167 mm to Ø 149 mm.

Are required for all roof hoods.

4024011 aluminium	80.84 €
-------------------	---------

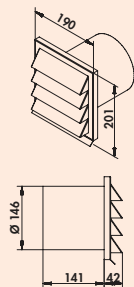


Fastening clamp 150/160

Made of galvanised steel strips with joint for storm-proof fastening of the vertically aligned roof hood to the roof construction; suitable for all roof angles.

Are required for all roof hoods.

4024014 galvanised	32.69 €
--------------------	---------



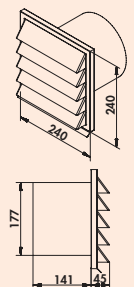
E-Jal 150 external blind



190 x 190 mm with backpressure shutter for connection to round pipe.
— connector depth 141 mm

4022012 Ø 150 mm, stainless steel

144.54 €



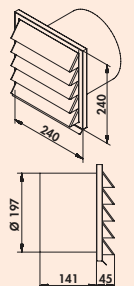
E-Jal 180 external blind



240 x 240 mm with backpressure shutter for connection to round pipe.
— connector depth 141 mm

4022030 Ø 180 mm, stainless steel

192.44 €



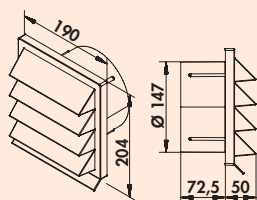
E-Jal 200 external blind



240 x 240 mm with backpressure shutter for connection to round pipe.
— connector depth 141 mm

4022031 Ø 200 mm, stainless steel

203.36 €



K-Jal 150 external blind

190 x 190 mm, with backpressure shutter for connection to round pipes.
— Ø 150 mm
— connector depth 72,5 mm

4044044 white

14.96 €

4044046 brick red

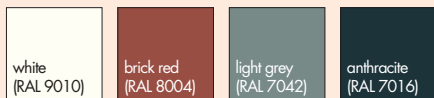
14.96 €

4044064 light grey

16.13 €

4044065 anthracite

16.13 €



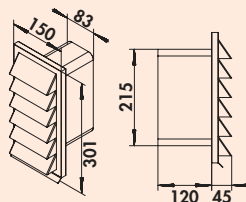


E-Jal HK flow 150 external blind

The stainless steel external blind COMPAIR® E-Jal HK offers additional possibilities for laying the exhaust air system in difficult installation situations. Through a vertical assembly position, it is now possible to place the air duct and the external blind upright in a minimum of space without reducing the flow characteristics of the duct system.

The COMPAIR® E-Jal HK is installed in the desired place on the external wall. The upright flat duct COMPAIR® flow 150 is installed in a space-saving manner on the wall coming from the extractor hood and attached directly to the external blind without changing the cross-section.

The aesthetics of the classic, factual design language of the established and award-winning COMPAIR® E-Jal series were taken up and adapted to the new form. The torsionally rigid construction of the stainless steel frame element means it does not even deform in case of long-term use and weathering. The lamella design of the stainless steel external blinds with spring-loaded back pressure flaps reliably prevents the penetration of strong wind and driving rain.



E-Jal HK flow 150 external blind

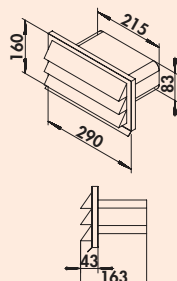


150 x 300 mm with back pressure flap for connection 222 x 89 mm to COMPAIR® flow 150.

— connection piece depth 120 mm

4022029 stainless steel

196.64 €



E-Jal flow 150 external blind

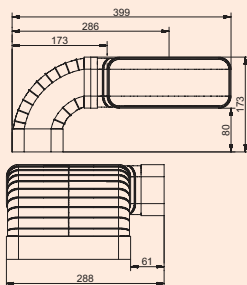


290 x 160 mm, with backpressure shutter for connection 222 x 89 mm to COMPAIR® flow 150.

— connector depth 120 mm

4022038 stainless steel

173.95 €



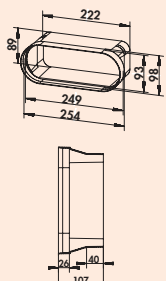
flow 150 pipe set for downdraft ventilation

The pipe set allows for a space-saving arrangement of the exhaust pipes at extractor hoods with downdraft or hob ventilation.

- pipe connection 227 x 94 mm
- for direct connection (left/right) to the extraction system
- incl. N-KLEB PVC duct tape (4021128)
- assembly required

4043074 white

83.70 €



F-BA 150 adapter

Adapter, compatible with BORA extraction systems.

- enables direct connection of the Naber COMPAIR® system to BORA extraction systems and duct elements
- optimised flow guidance enables loss-free transition

4043035 white

10.92 €

COMPAIR® flow 150 (system Ø 150)

Order no. Item/
Description

per pc. excl. VAT

Order no.	Item/ Description	per pc. excl. VAT

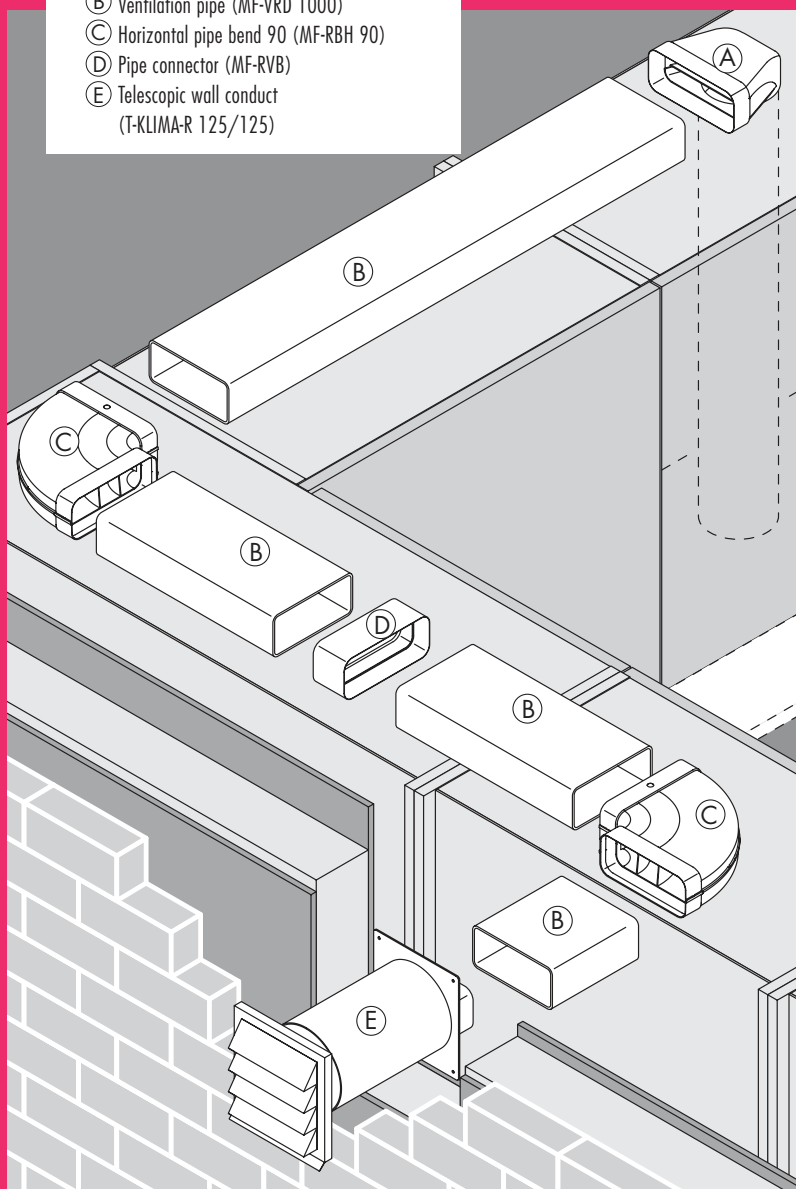
COMPAIR® flow 125 bion 125

System Ø 125

Strong for fresh and
waste air technology

Fitting example

- Ⓐ Deflector 900 with round pipe Ø 125 (MF-UR 500/900) for Ø 125 hood connection
- Ⓑ Ventilation pipe (MF-VRD 1000)
- Ⓒ Horizontal pipe bend 90 (MF-RBH 90)
- Ⓓ Pipe connector (MF-RVB)
- Ⓔ Telescopic wall conduct (T-KLIMA-R 125/125)

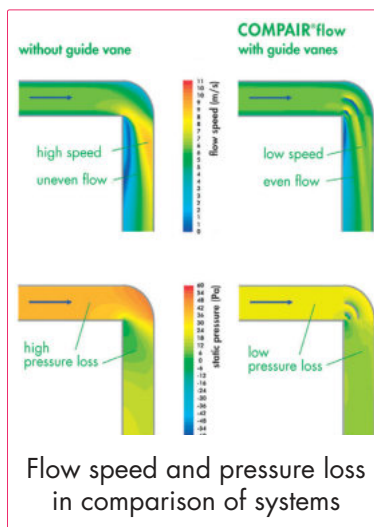


- Flat ducts and accessories Page 67–71
- Round pipes and accessories Page 72–73
- Wall conducts Page 74–78
- External blinds Page 79–80

COMPAIR® flow 125 bion 125

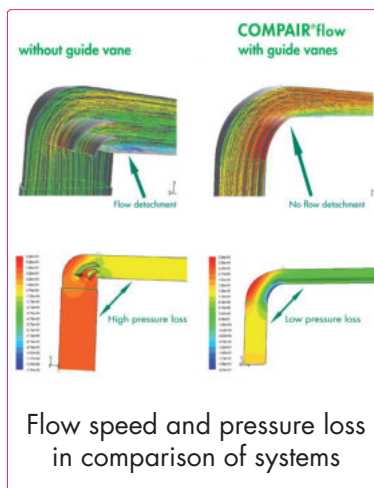
More performance through "conduction"

As a result of the patented guide vane technology, vapour flows are smoothed in the duct and directed to the environment with very little loss of pressure. Using COMPAIR® flow 125, up to 59 % less pressure is lost, depending on the length and structure of the waste air duct – with a cross-sectional increase of only 3.9 %, compared with the 125 round pipe.



Energy efficiency for extremely powerful hoods

Bionik deals with the research and the systematic transfer of solutions from nature to technical applications. For COMPAIR® bion the flow dynamics optimal meandering systems in water-courses formed the natural example. The development of the deflector was carried out using the latest simulation and measurement technology. Here, the focus was on the energy efficient use of the system parts with extremely powerful hoods. All COMPAIR® bion deflectors can also be subsequently integrated into existing systems taking the duct geometry into account.













Strikingly unobtrusive form


Using the modern COMPAIR® flow 125 rectangular profile, freedom of design is retained in kitchen planning. The external system dimensions 77 x 169 mm (H x W) and corner radiuses of 20 mm enable you to plan inconspicuously and in a space-saving way.



Typical Naber: customer-friendly set compilation

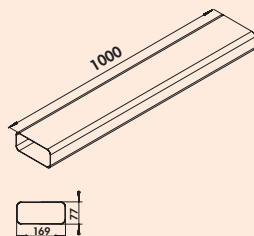

COMPAIR® flow 125 by Naber is leading air duct technology, which you can order according to your requirements and on a consignment basis. If the order quantity is 10 pc. or more, component sets can be put together individually according to your wishes.

-  **MF-VRO 125 flat duct pipe**
white 1000 mm 4033002
-  **MF-VRM 125 flat duct pipe**
white 1000 mm 4033004
-  **MF-RVB 125 pipe connector**
white 61 mm 4033005
-  **F-bion 125 deflector 90°**
white 4033031
-  **MF-UR 125 deflector 90°**
white 4033010
-  **MF-UR 125 deflector 90° with round pipe**
white 500 mm 4033008
white 1000 mm 4033009
-  **MF-RBH 125 pipe bend horizontal 90°**
white 4033011
-  **MF-RBV 125 pipe bend vertical 90°**
white 4033013
-  **K-Klima-R 125/125 wall conduct**
white 4021073
brick red 4021075
anthracite 4021077
-  **MF-EST 125 end piece**
white 4033014



COMPAIR® flow 125

- COMPAIR® flow 125, with integrated guide vane technology, is the most advanced air duct system.
- COMPAIR® bion 125 effectively conducts the exhaust air of extremely high performance hoods.
- COMPAIR® flow 125 reduces pressure loss, optimises volume flow and protects the fan motor.
- COMPAIR® bion 125 minimises noise development due to reduced pressure loss.
- COMPAIR® flow 125 is recommended by leading manufacturers of kitchen hoods.

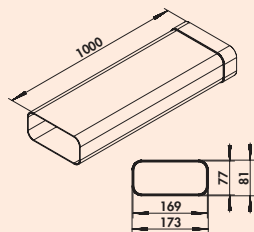


MF-VRO 125 flat duct pipe

Ventilation pipe without sleeve.
– length 1000 mm

4033002 white

25.04 €

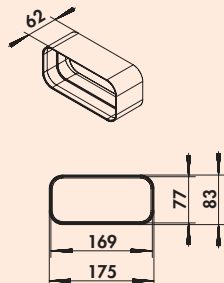


MF-VRM 125 flat duct pipe

Ventilation pipe with sleeve.

4033004 L 1000 mm, white

27.90 €

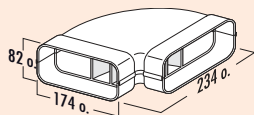


MF-RVB 125 pipe connector

Connector for flat ducts.
– length 61 mm

4033005 white

6.30 €

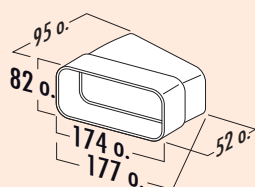


MF-RBH 125 pipe bend horizontal 90°

With guide vanes and sleeves integrated on both sides.

4033011 white

22.35 €

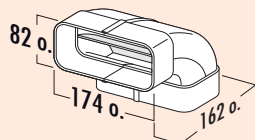


MF-RBH 125 pipe bend horizontal 15°

With sleeve integrated on one side.

4033012 white

13.19 €

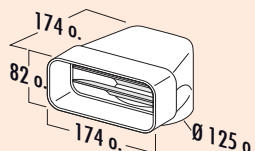


MF-RBV 125 pipe bend vertical 90°

With guide vanes and sleeves integrated on both sides.

4033013 white

22.10 €

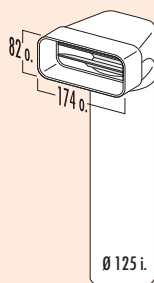


MF-UR 125 deflector 90°

With guide vanes and pipe connector, and sleeve integrated on one side.

4033010 white

20.25 €



MF-UR 125 deflector 90° with round pipe

With guide vanes and round pipe.

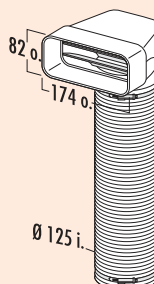
To achieve optimum flow performance, always use the deflectors with round pipe. Only use the deflectors with hose (MF-URX) in exceptional cases, if no other engineering option exists.

4033008 L 500 mm, white

32.62 €

4033009 L 1000 mm, white

39.41 €



MF-URX 125 deflector 90° with flexi-duct

With guide vanes and 2 hose clips.

4033006 L 500 mm, white

35.88 €

4033007 L 1000 mm, white

43.19 €



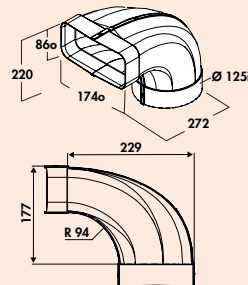
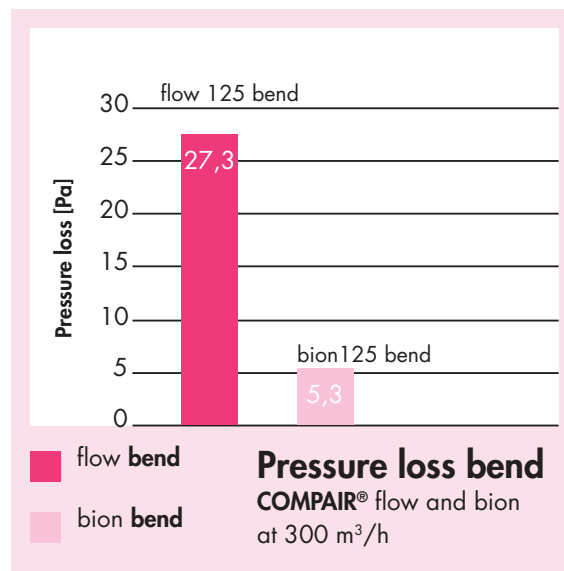
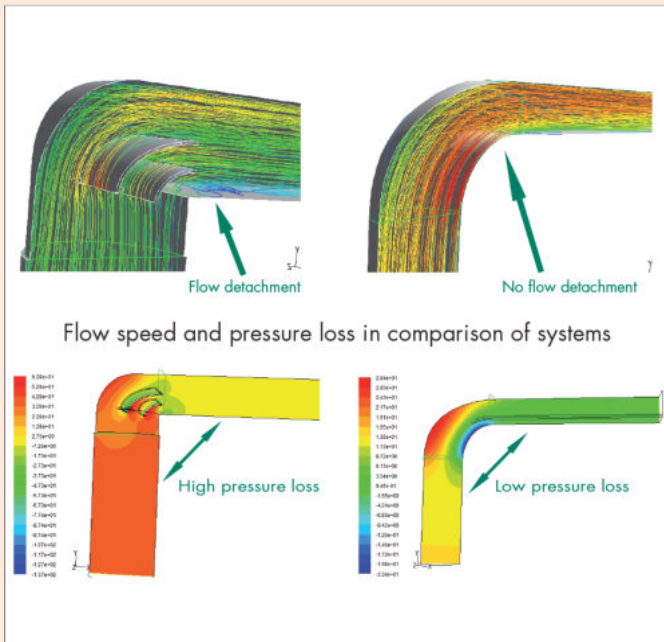
F-bion 125 deflector 90°

Energy efficiency for extremely powerful hoods

Bionik deals with the research and the systematic transfer of solutions from nature to the technical applications of products. For COMPAIR® bion the flow-dynamically optimal meandering systems in watercourses formed the natural example. The development of the deflector was carried out using the latest simulation and measurement technology. Here, the focus was on the energy efficient use of the system parts with extremely powerful hoods.

Contrary to the trend of constructing large space-consuming duct systems with Ø 180 mm or Ø 200 mm for powerful hoods, for which the installation space is often lacking, with the help of the new deflection curve Naber COMPAIR® F-bion, the proven space-saving flat duct system Naber Compair can be optimised. Using the bionically shaped 90° deflector F-bion, the pressure is reduced by up to 80 % compared to conventional 90° bends without guide-vane technology. Thanks to this reduction in pressure loss, larger volume flows can be channelled more efficiently and virtually noiselessly from the hood to the outside.

The COMPAIR® bion deflectors for the Naber COMPAIR® exhaust air systems 125/150 can also be subsequently integrated into existing systems taking the duct geometry into account and significantly improve the extraction power of the hood.

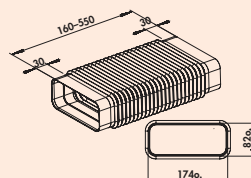


F-bion 125 deflector 90°

Energy efficient solution for extremely high performance hoods. For direct hood connection with integrated sleeve.

For the installation, please note the space needed due to the component size!

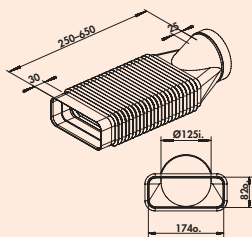
4033031 white 25.13 €



MF-RBFLEX 1 system 125 pipe bend

For diversions and turns up to 90°. Adaptor, flexible, rectangular to rectangular. With connecting sleeve integrated on both sides. — length 160–550 mm

4033023 white 26.03 €

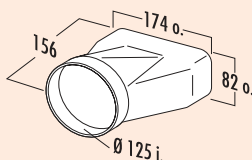


MF-RBFLEX 2 system 125 pipe bend

For diversions and turns up to 90°. Adapter, flexible, round to rectangular.
— length 250–650 mm

4033024 white

26.05 €



MF-EST 125 end piece

With integrated sleeve for direct transition from flat to round (wall penetration).

4033014 white

16.72 €



flow 125 flat duct set 1

Set consisting of:

- 2 x 1000 mm flat duct pipe without sleeve (4033002)
- 1 x deflector with 1000 mm round pipe (4033009)
- 1 x pipe connector (4033005)
- 1 x N-KLEB PVC duct tape (4021128)

4033040 white

99.28 €



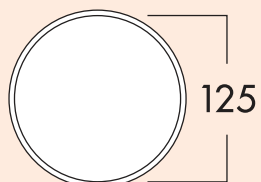
flow 125 flat duct set 2

Set consisting of:

- 3 x 1000 mm flat duct pipe without sleeve (4033002)
- 1 x deflector with 1000 mm round pipe (4033009)
- 1 x pipe bend 90°, horizontal (4033011)
- 2 x pipe connector (4033005)
- 1 x N-KLEB PVC duct tape (4021128)

4033041 white

152.61 €



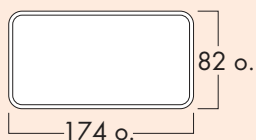
125 wall connector 1

For use in chimney shafts. For connection to round pipe 125.

- with backpressure shutter.
- hose/tube connector Ø 125 mm
- connector depth 24 mm
- round tube with a length of 350 mm
- wall penetration Ø ca. 132 mm

4020040 white

27.31 €



125 wall connector 2

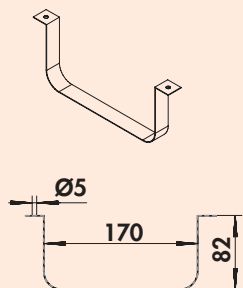
For use in chimney shafts.

For rectangular connection to COMPAIR® flow 125.

- with backpressure shutter
- hose/pipe connector 174 x 82 mm
- connector depth 80 mm
- round pipe with 350 mm length
- wall penetration Ø ca. 132 mm

4033026 white

27.39 €

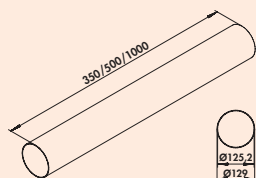


Flat duct mount 125

For secure mounting of freely routed ducts and hoses on walls/ceilings.

4033025 stainless steel

8.32 €



Round pipe 125

- round pipe Ø 125 mm

4021114 L 350 mm, white

13.53 €

4021118 L 500 mm, white

17.14 €

4052002 L 1000 mm, white

30.92 €



T-VBS 125 round pipe connector

- hose/pipe connector Ø 125 mm
- length 50 mm

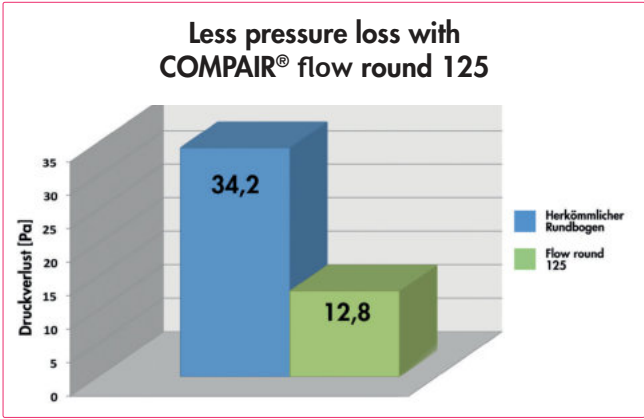
4021127 white

7.31 €

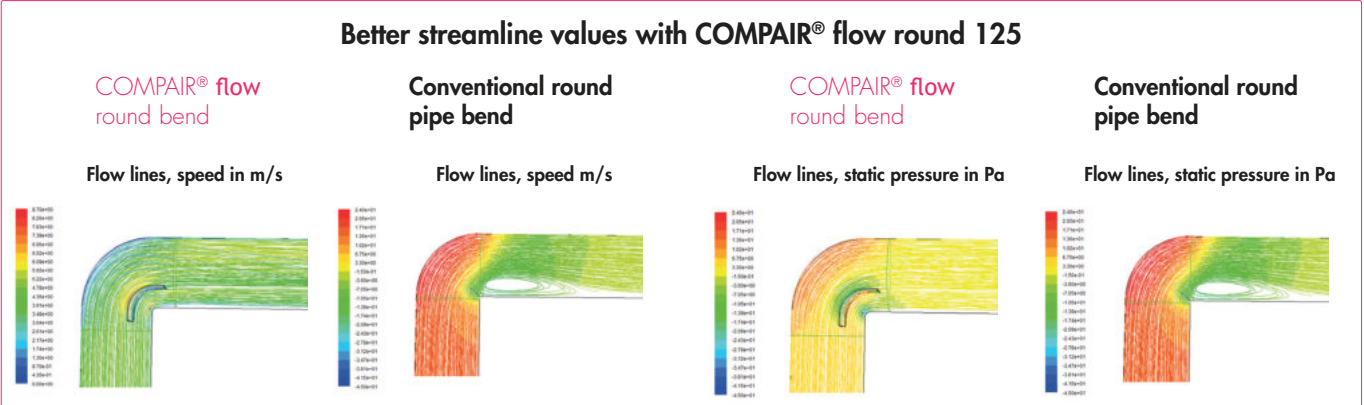
COMPAIR® flow round 125

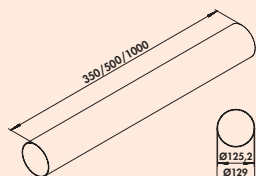
System Ø 125

- High in volume and easy to install**
 COMPAIR® flow round base parts impress with universal applicability and perfect air flow. All system components may be interconnected by simple plug connection.
- Installation close to corners**
 COMPAIR® flow round can be laid close to corners thanks to its very small inner radius.
- Absolutely efficient**
 COMPAIR® flow round is one of the most efficient round tube systems on the market.
- Proven guide vane technology**
 COMPAIR® flow round round uses the proven turning vane technology.
- Low pressure loss**
 COMPAIR® flow round maximises the hood efficiency and minimises noise development through 70 % less pressure loss.
- Typical Naber: customer-friendly set compilation**
 If 10 or more are ordered, sets may be assembled individually according to your wishes.



	R-125 round pipe white 1000 mm 4052002
	R-VBS 125 round pipe connector white 60 mm 4052016
	R-RBV flow 125 pipe bend 90° white 4052014
	R-URX flow 125 deflector 90° with flexi-hose white 500 mm 4052018 white 1000 mm 4052020
	K-Jal 125 external blind white 4021070 brick red 4021072 anthracite 4021079
	K-Klima-R 125/125 wall conduct white 4021073 brick red 4021075 anthracite 4021077
	N-PXO 127 flexi-hose round white 4023002
	A-PXO 127 alu. flexi-hose round aluminium 4023006
	Hose clamp 127 alu. col. 4021132



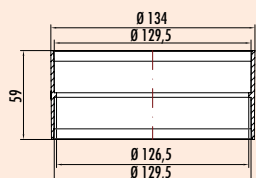


Round pipe 125

— round pipe Ø 125 mm

4052002 L 1000 mm, white

30.92 €



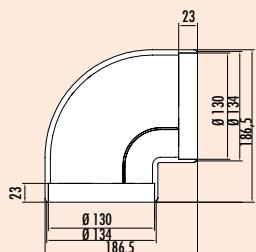
R-VBS 125 round pipe connector

For connecting two pipes.

— Ø 130 mm
— length 60 mm

4052016 white

7.39 €



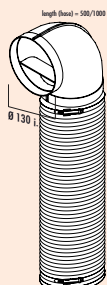
R-RBV flow 125 pipe bend 90°

Low-loss deflection via integrated guide vanes. With sleeves integrated on both sides.

— Ø 130 mm
— **also suitable for direct connection**
— Up to 70 % less pressure loss through guide vane technology. This results in considerably increased performance at reduced noise generation.
— Can be laid close to corners due to its very small inner radius.
— Optimal transition to all wall conducts with round connector.

4052014 white

19.33 €



R-URX flow 125 deflector 90° with flexi-duct

With 500/1000 mm flexi-duct and 2 hose clips.

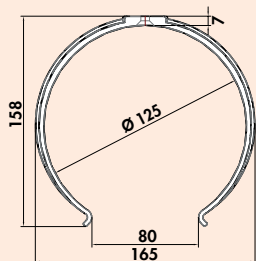
— Ø 125 mm

4052018 L 500 mm, white

31.27 €

4052020 L 1000 mm, white

34.29 €



Round duct mount 125

For wall and ceiling mounting.
— recommended spacing 500 mm

4052010 Ø 125 mm, white

5.13 €

COMPAIR® THERMOBOX® 125

Energy efficient exhaust solutions in the kitchen



Intelligent kitchen exhaust solutions now play a key role in improving your indoor climate. Odour and fat particles, but also moisture, have to be dissipated to the outside air through an air duct. At the same time, the building envelope, especially the core hole created for an exhaust system, have to be energetically sealed.

THERMOBOX maximises the efficiency of an exhaust hood and prevents flow and heat losses when not in operation through the **ShutterTec retention system**. With a U-value* of 2.2 W/(m²K) the THERMOBOX clearly sets itself apart from the usual insulation values for wall conducts and as a component, it achieves an insulation effect comparable with that of double glazed windows. In addition, unwanted vibrations and rattling noises due to wind load are avoided.

The Naber® THERMOBOX is available in conjunction with the external blind "Col" as a wall conduct system in Ø 125 and Ø 150 mm. In addition, the THERMOBOX is available as a retrofit kit for existing Naber® wall conducts and is also suitable for vertical installation (exhaust air outlet via the roof).

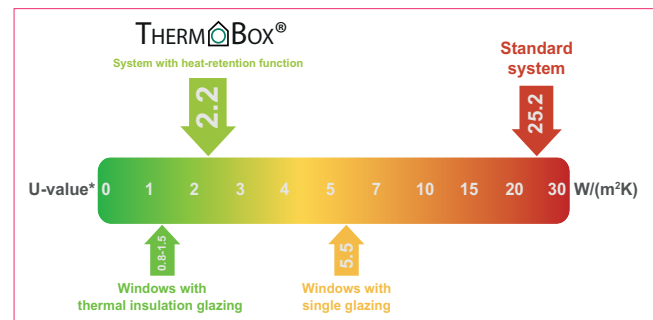
*U-value is a measure of the thermal insulation: the smaller the U-value, the better the insulation.

Energy efficiency

- up to 20 times less heat loss (compared to standard backflow traps)
- efficient thermal insulation of the exhaust opening
- heat insulating reflective layer
- U-value* of only 2,2 W/(m²K)
- can be retrofitted in existing Naber® wall conducts

Innovative opening and closing mechanism

- Blower-Door certified (required opening pressure >65 Pa)
- magnetic opening and closing
- defined opening pressure prevents rattling
- opens fully even at low flow rates
- no vibrations, no rattling noises



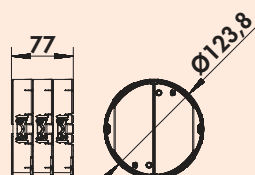



THERMOBOX 125

The heat retention system THERMOBOX consists of three consecutive pairs of flaps at defined spacing with magnetic closing. With a U-value of 2.2 W/(m²K), THERMOBOX clearly sets itself apart from customary wall conducts (ca. 25 W/(m²K)) and achieves an insulating effect comparable with that of double glazed windows.

In the closed system, two completely insulated air chambers form. A reflective layer on the first pair of inwardly aligned flaps reduces the transmission factor at the entrance to the system, thus preventing additional heat losses.

In comparison, customary wall conducts have single backflow traps that are not suitable for installation in the outside walls of energy-efficient or energy-renovated houses because of their lack of heat insulating properties.

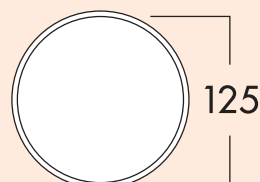



THERMOBOX 125

Heat retention system THERMOBOX for retrofitting of existing **Naber® wall conducts** and suitable for vertical installation (exhaust air outlet via the roof).
– Blower-Door certified (required opening pressure >65 Pa)

4022049 black, silver

67.73 €



E-Jal Col® 125 wall conduct incl. THERMOBOX

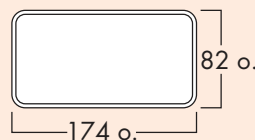



Wall conduct with telescopic pipe, incl. built-in heat retention system THERMOBOX and **stainless steel external E-Jal Col®**. Guide vanes on the slats of the blind ensure optimised flow guidance.

- hose / pipe connection Ø 125 mm
- connection depth 24 mm
- installation depth 350–500 mm, can be shortened to 205 mm
- wall penetration Ø ca. 132 mm
- Blower-Door certified (required opening pressure >65 Pa)

4022046 white, stainless steel

305.46 €



E-Jal Col® flow 125 wall conduct incl. THERMOBOX



Wall conduct with telescopic pipe, incl. built-in heat retention system THERMOBOX and **stainless steel external blind E-Jal Col®**. Guide vanes on the slats of the blind ensure optimised flow guidance.


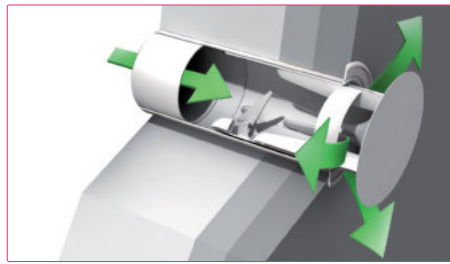

- pipe connection 174 x 82 mm
- connection depth 80 mm
- installation depth 350–500 mm, can be shortened to 240 mm
- wall penetration Ø ca. 132 mm
- Blower-Door certified (required opening pressure >65 Pa)

4033044 white, stainless steel

305.46 €

COMPAIR® flow Star GTS 125

The first wall conduct with guide vane technology



Optimum flow under inclusion of the wall conduct on the external wall is decisive for the overall efficiency of any kitchen waste air system. The flow Star wall conduct enables the combination of good flow performance, perfect seal of the wall joint with "blower door" certificate and prize-winning external appearance. Performance figures and energy efficiency may be improved even more by connection to the COMPAIR® flow flat duct system.

The functional principle of flow Star uses the pressure effect of the air stream (volume stream) created during hood operation, combined with mechanically controlled spring and magnetic force when opening and/or closing the wall conduct.

With its modern, flush exterior appearance, **flow Star** meets the expectations of modern kitchen planning and architecture.

Advantages

- optimal flow performance due to integrated guide vane technology
- lowest drop in pressure of all commercially available wall conducts
- maximum flow rate of the exhaust hood
- minimisation of noise emissions by the extractor hood

Technology

- fully mechanically controlled opening and closing function with spring and magnetic force
- robust construction with ball bearings that are sealed and don't rust
- a backpressure shutter isn't necessary
- with the hood switched off, the front plate made of stainless steel closes flush with the outside wall
- simple assembly without electrical connection, no extra bore holes are necessary
- ideal for the exchange of old systems with existing tapping drill hole
- fail safe against freezing, strong winds, driving rain and dirt

Energy efficiency

- no other power supplies are necessary for the use of the wall conduct: uses the flow energy generated by the air stream (volume flow) when the cooker hood is in operation
- optimal heat isolation when closed
- an all-round labyrinth seal prevents heat loss and saves heating energy (high tightness)
- perfect solution for a secure sealing of the building shell acc. ENEV09 (Blower-Door certificate)
- appropriate for energy efficient houses
- the electricity consumption of the connected cooker hood is reduced due to flow optimisation

Material & Design

- elegant, contemporary design
- rust free and high class stainless steel cover
- the cover can be disassembled without any problems for extra handling (i.e. surface coating)
- multiple awards for design and function

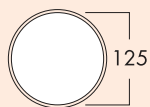
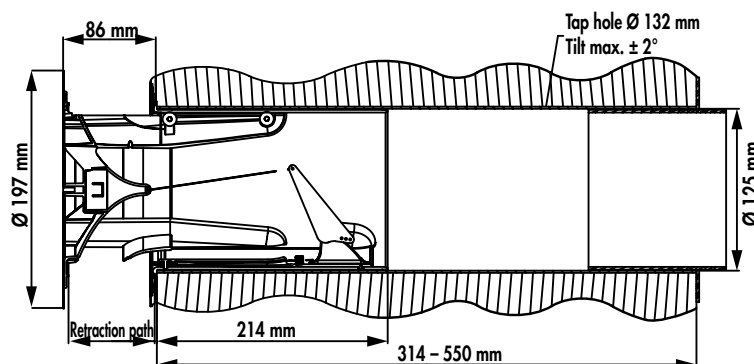
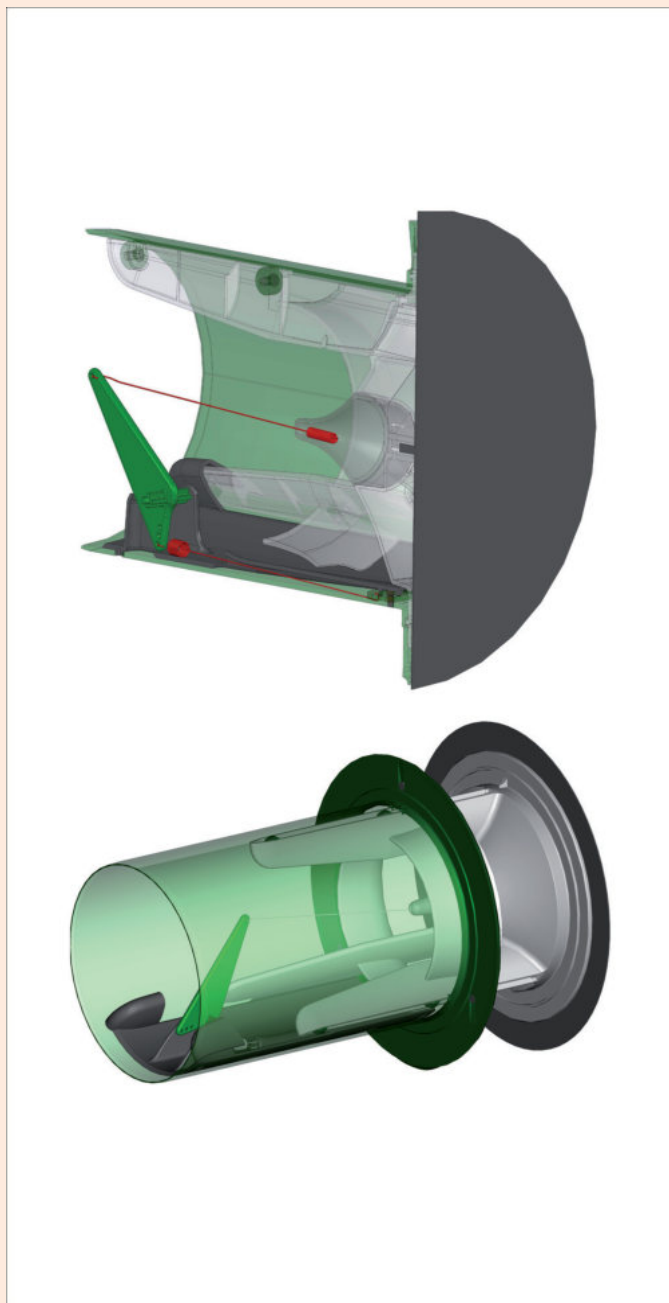


flow Star GTS 125 wall conduct

GTS stands for "generation two springs", which refers to the two integrated springs. Compared to the original flow Star, a pressure spring has been added, which slows the flow body over the last 10 mm, thus avoiding a hard impact on the end stops. The kinetic energy created during the opening process is absorbed and released again in the closing direction, against the volume flow. In this way, the opening width of the flow Star GTS is individually adapted to the specific volume flow of the hood. An all-round sealing lip positioned at the outer flange provides added protection in colder weather.

Properties and functions

- optimum flow performance due to guide vane technology
- elegant design (smooth surfaces instead of lamellas)
- closing of the wall conduct by spring force and additional magnets
- easy installation without additional drill holes
- sturdy design with no-rust, sealed ball bearings
- lowest pressure loss of all commercially available wall conducts
- maximum feed performance of the vapour hood
- low noise generation of the vapour hood
- optimum heat insulation
- increased resistance to weathering
- no rattling of backpressure shutters in case of gusts of wind
- good seal when the vapour hood is switched off
- blower door certificate
- no electrical connection required
- for the installation of the mounting pipe, a core drilling hole (Ø 132 mm) is recommended



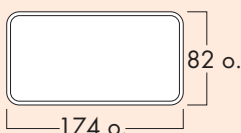
flow Star GTS 125 wall conduct

With connection to round pipe Ø 125 mm and round **external stainless-steel cover**.

- required opening pressure 100 Pa
- stainless steel cover Ø 197 mm
- hose/pipe connector Ø 125 mm, connector depth 24 mm
- installation depth 314–550 mm, can be shortened to 250 mm, wall penetration Ø about 132 mm
- for the installation of the mounting pipe, a core drilling hole (Ø 132 mm) is recommended

4033042 white, stainless steel

317.98 €



flow Star GTS 125 F wall conduct

With connection to COMPAIR® flow rectangular 125 tube and round **external stainless-steel cover**.

- required opening pressure 100 Pa
- stainless steel cover Ø 197 mm
- tube connector 174 x 82 mm, connector depth 80 mm
- installation depth 314–550 mm, can be shortened to 285 mm, wall penetration Ø about 132 mm
- for the installation of the mounting pipe, a core drilling hole (Ø 132 mm) is recommended

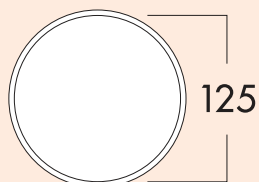
4033043 white, stainless steel

317.98 €

COMPAIR® flow 125 (system Ø 125)

Order no. Item/
Description

per pc. excl. VAT



Klima-E 125 wall conduct

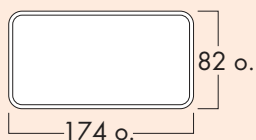


Telescopic pipe and **stainless-steel external blind**, with backpressure shutter.

- hose/tube connector Ø 125 mm
- connector depth 24 mm
- installation depth 420–620 mm, can be shortened to 175 mm
- wall penetration Ø about 132 mm

4022013 white, stainless steel

183.95 €



Klima-E flow 125 wall conduct

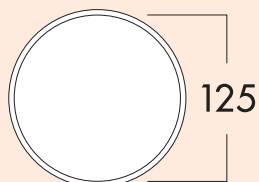


Telescopic pipe and **stainless-steel external blind**, with backpressure shutter. With rectangular connector for COMPAIR® flow 125.

- pipe connector 174 x 82 mm
- connector depth 80 mm
- installation depth 420–620 mm, can be shortened to 210 mm
- wall penetration Ø about 132 mm

4033022 white, stainless steel

183.78 €



K-Klima-R 125/125 wall conduct

With backpressure shutter, telescopic pipe and external blind.

- hose/tube connector Ø 125 mm
- connector depth 24 mm
- installation depth 420–620 mm, can be shortened to 100 mm
- wall penetration Ø about 132 mm

4021073 white

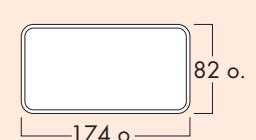
52.28 €

4021075 brick red

52.28 €

4021077 anthracite

55.13 €



K-Klima-R flow 125 wall conduct

With backpressure shutter and external blind. With rectangular connector for COMPAIR® flow 125.

- pipe connector 174 x 82 mm
- connector depth 80 mm
- installation depth 420–620 mm, can be shortened to 135 mm
- wall penetration Ø about 132 mm

4033027 white

52.69 €

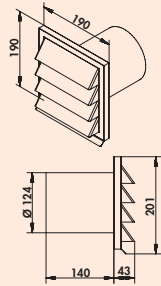
4033029 brick red

52.69 €

4033033 anthracite

54.88 €





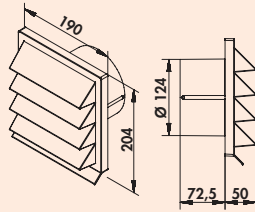
E-Jal 125 external blind



190 x 190 mm, with backpressure shutter for connection to round pipe.
— connector depth 145 mm

4022011 Ø 125 mm, stainless steel

145.38 €



K-Jal 125 external blind

190 x 190 mm, with backpressure shutter for connection to round pipes.
— Ø 125 mm
— connector depth 72.5 mm

4021070 white

14.96 €

4021072 brick red

14.96 €

4021079 anthracite

16.13 €

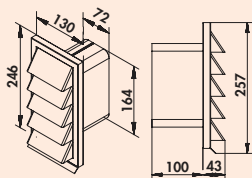


E-Jal HK flow 125 external blind

The stainless steel external blind COMPAIR® E-Jal HK offers additional possibilities for laying the exhaust air system in difficult installation situations. Through a vertical assembly position, it is now possible to place the air duct and the external blind upright in a minimum of space without reducing the flow characteristics of the duct system.

The COMPAIR® E-Jal HK is installed in the desired place on the external wall. The upright flat duct COMPAIR® flow 125 is installed in a space-saving manner on the wall coming from the extractor hood and attached directly to the external blind without changing the cross-section.

The aesthetics of the classic, factual design language of the established and award-winning COMPAIR® E-Jal series were taken up and adapted to the new form. The torsionally rigid construction of the stainless steel frame element means it does not even deform in case of long-term use and weathering. The lamella design of the stainless steel external blinds with spring-loaded back pressure flaps reliably prevents the penetration of strong wind and driving rain.



E-Jal HK flow 125 external blind

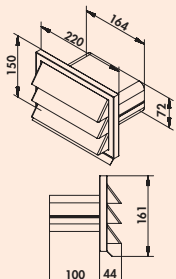


130 x 250 mm with back pressure flap for connection 169 x 77 mm to COMPAIR® flow 125.

— connection piece depth 100 mm

4022017 stainless steel

196.64 €



E-Jal flow 125 external blind



210 x 140 mm with backpressure shutter for connection 169 x 77 mm to COMPAIR® flow 125.

— connector depth 90 mm

4033015 stainless steel

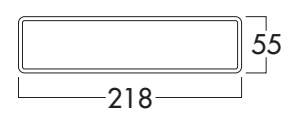
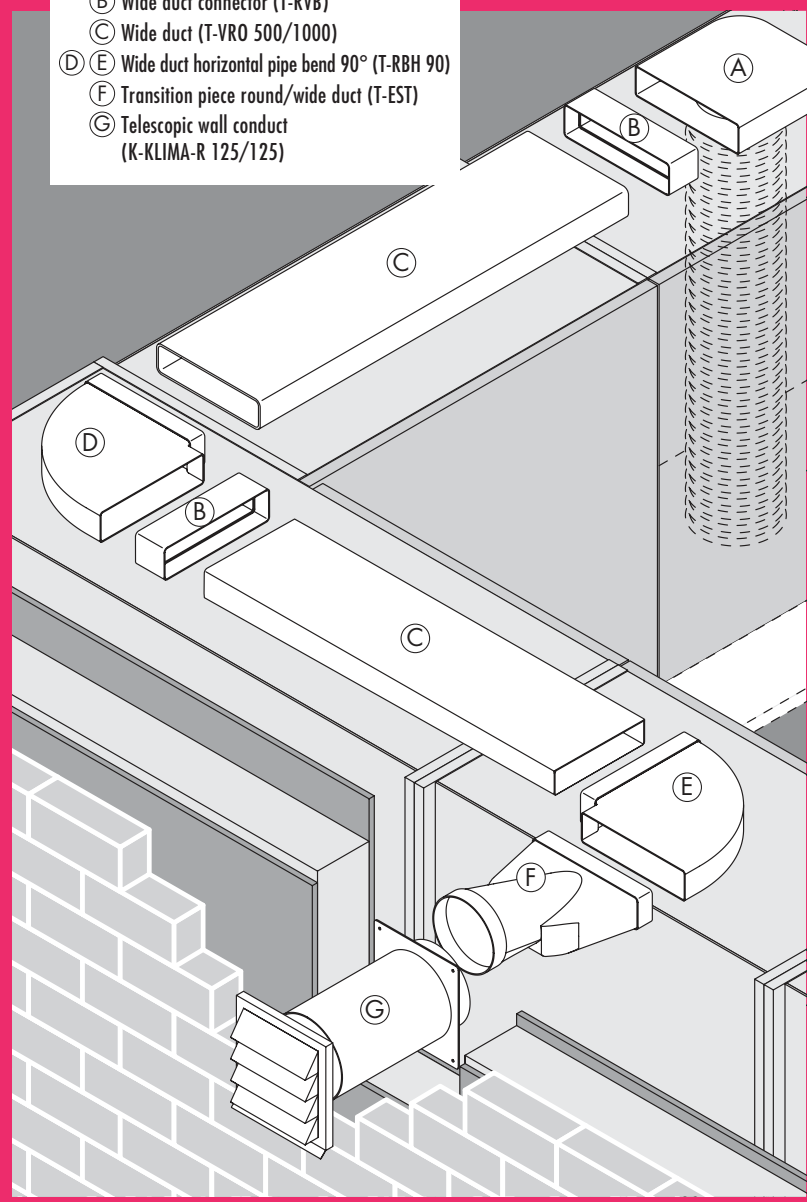
176.47 €

COMPAIR® top System Ø 125 flat

High performance ventilation



- Fitting example**
- Ⓐ Deflector 90° with flexi-hose and 2 hose clips (T-URX 500/1000) for Ø 120 and 125 hood connection
 - Ⓑ Wide duct connector (T-RVB)
 - Ⓒ Wide duct (T-VRO 500/1000)
 - Ⓓ Ⓔ Wide duct horizontal pipe bend 90° (T-RBH 90)
 - Ⓕ Transition piece round/wide duct (T-EST)
 - Ⓖ Telescopic wall conduct (K-KLIMA-R 125/125)



■ Air duct and accessories	Page 83–85
Wall conducts	Page 86
External blinds	Page 87

COMPAIR® top

System Ø 125 flat

High performance ventilation

Even for standard installations, COMPAIR® top basic parts are versatile and in top shape for flow.

All system parts may be interconnected by simple plug connection technology.

If 10 or more are ordered, sets may be assembled individually according to your wishes.

	T-VRO 125 wide duct white 500 mm 4021001 white 1000 mm 4021002		T-EST 125 end piece white 4021047
	T-RVB 125 wide duct connector white 4021004		K-Jal 125 external blind white 4021070 brick red 4021072 anthracite 4021079
	T-UR 125/2 deflector 90° white 4021010		K-Klima-R 125/125 wall conduct white 4021073 brick red 4021075 anthracite 4021077
	T-UR-ST 125 deflector 90° white 4021012		N-PXO127 flexi-hose round white Ø 127 4023002
	T-URX 125 deflector 90° with flexi-hose white 500 mm 4021025 white 1000 mm 4021026		A-PXO 127 aluminium flexi-hose round aluminium Ø 127 4023006
	T-RBH 1 system 125 wide duct bend white 4021043		Hose clamp 127 alu. coloured Ø 127 4021132
	T-RBV 1 system 125 wide duct bend white 4021044		



COMPAIR® top wide duct format

- increases volume flow in waste and fresh air operation
- reduces loss of pressure due to the larger bend cross-section
- adapts to the high air volume performance of modern vapour hoods by adjustment to the blow-out cross-section



COMPAIR® top push-through block

- prevents interference with the air stream in the connector section of reflector parts in case of direct hood deflection or deflection using inserted spacer pipe



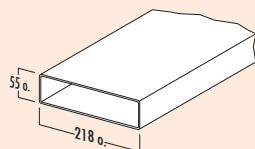
COMPAIR® top click-in assembly

- simple, safe and tool-less plug-assembly technology
- for the construction of individual deflectors and adapters



COMPAIR® top clip nose lock

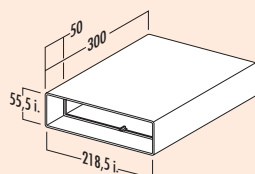
- stabilises pipe connections over their complete cross-section



T-VRO 125 wide duct

Ventilation pipe without sleeve.

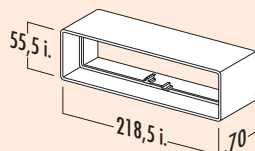
4021001	L 500 mm, white	12.69 €
4021002	L 1000 mm, white	23.53 €



T-TR 300 system 125 wide duct

Telescopic slider element. Spacer piece and pipe connector.

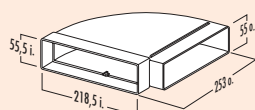
4021003	white	19.75 €
---------	-------	---------



T-RVB 125 wide duct connector

Connector for T-VRO wide duct pipes.

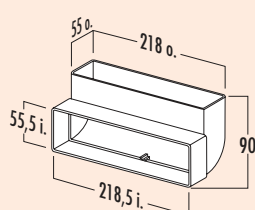
4021004	white	6.89 €
---------	-------	--------



T-RBH 1 system 125 wide duct bend

Bend horizontal 90°. With sleeve integrated on one side.

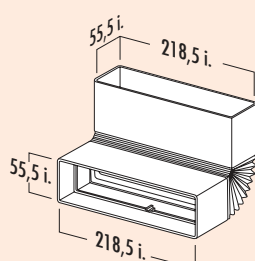
4021043	white	19.50 €
---------	-------	---------



T-RBV 1 system 125 wide duct bend

Bend vertical 90°. With sleeve integrated on one side.

4021044	white	18.32 €
---------	-------	---------



T-RBFLEX 125 wide duct bend

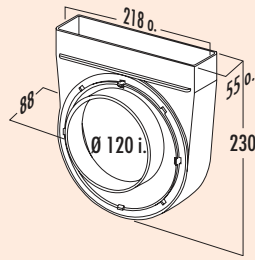
Flexible wide duct bend horizontal/vertical up to 90°. With connecting sleeve integrated on both sides.
— length 180–500 mm

4021045	white	23.19 €
---------	-------	---------

COMPAIR® top (system Ø 125 flat)

Order no. Item/
Description

per pc. excl. VAT



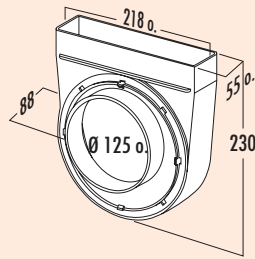
T-UR-EX 125 deflector 90°, eccentric

For 125-gauge hood connection with adjustable, eccentric connector piece for hood outlets too close to the wall.

- connector Ø 120 mm
- connector depth 14 mm

4021086 white

21.43 €



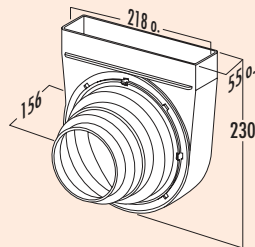
T-UR 125/2 deflector 90°

For 125-gauge pipe/hose connection.

- hose/pipe connector Ø 125 mm
- connector depth 30 mm for secure pipe/hose installation

4021010 white

20.92 €



T-UR-ST 125 deflector 90°

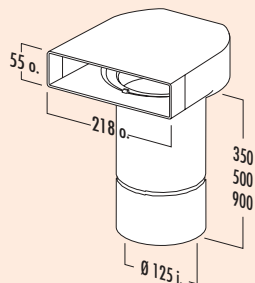
With integrated staggered ring.

For 100-gauge, 120-gauge, 125-gauge and 150-gauge pipe/hose connection.

- connector Ø 100, 120, 125, 150 mm
- connector depth 20 mm per size for secure pipe/hose installation

4021012 white

28.99 €



T-UR 125 deflector 90° with round pipe

Deflector 90° with round pipe.

To achieve optimum flow performance, always use the deflectors with round pipe.

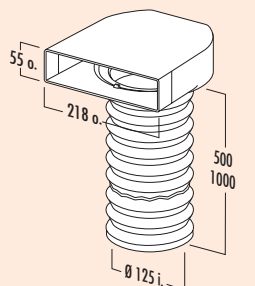
Only use the deflectors with hose (T-URX) in exceptional cases, if no other engineering option exists.

4021019 L 500 mm, white

35.21 €

4021020 L 1000 mm, white

44.79 €



T-URX 125 deflector 90° with flexi-duct

For 120-gauge and 125-gauge hood connection.

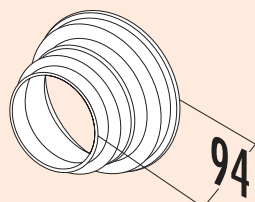
- incl. 2 clips
- hose Ø 125 mm

4021025 L 500 mm, white

36.81 €

4021026 L 1000 mm, white

43.19 €

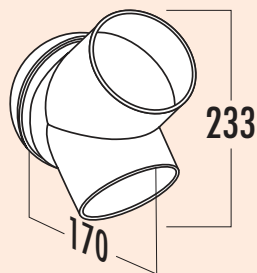


T-STU-ST 125 staggered ring

- ring Ø 100, 120, 125, 150 mm
- connector depth 20 mm per size

4021038 white

8.66 €

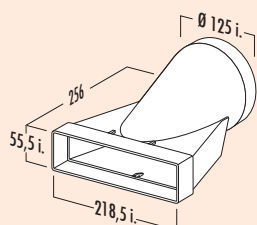


T-HS 125 y-pipe

- 2 x Ø 125 mm
- connector depth 30 mm, Ø 150 mm

4021040 white

21.34 €

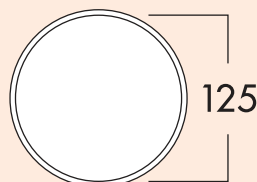


T-EST 125 end piece

Transition piece round/wide duct with straight contact surface.
For connection to blind, hood or wall conduct round connectors (but also employable as starting part for direct connection to 125-gauge hood connectors).

4021047 white

22.69 €



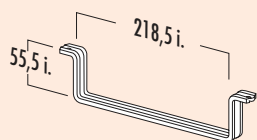
125 wall connector 1

For use in chimney shafts. For connection to round pipe 125.

- with backpressure shutter.
- hose/tube connector Ø 125 mm
- connector depth 24 mm
- round tube with a length of 350 mm
- wall penetration Ø ca. 132 mm

4020040 white

27.31 €

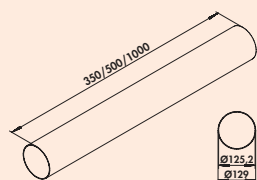


Flat duct mount 125

For secure wall/ceiling installation of freely routed wide ducts/hoses.

4021130 white

6.72 €



Round pipe 125

- round pipe Ø 125 mm

4021114 L 350 mm, white

13.53 €

4021118 L 500 mm, white

17.14 €

4052002 L 1000 mm, white

30.92 €

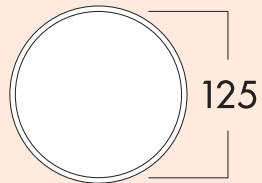


T-VBS 125 round pipe connector

- hose/pipe connector Ø 125 mm
- length 50 mm

4021127 white

7.31 €



Klima-E 125 wall conduct

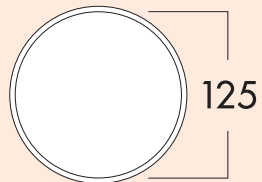


Telescopic pipe and **stainless-steel external blind**, with backpressure shutter.

- hose/tube connector Ø 125 mm
- connector depth 24 mm
- installation depth 420–620 mm, can be shortened to 175 mm
- wall penetration Ø about 132 mm

4022013 white, stainless steel

183.95 €



K-Klima-R 125/125 wall conduct

With backpressure shutter, telescopic pipe and external blind.

- hose/tube connector Ø 125 mm
- connector depth 24 mm
- installation depth 420–620 mm, can be shortened to 100 mm
- wall penetration Ø about 132 mm

4021073 white

52.28 €

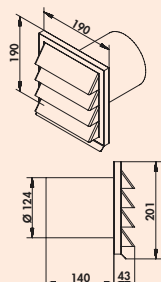
4021075 brick red

52.28 €

4021077 anthracite

55.13 €





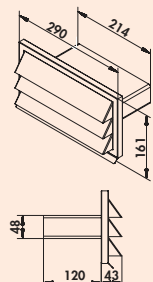
E-Jal 125 external blind



190 x 190 mm, with backpressure shutter for connection to round pipe.
— connector depth 145 mm

4022011 Ø 125 mm, stainless steel

145.38 €



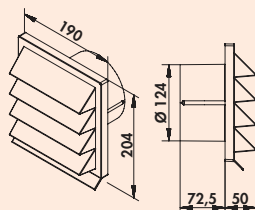
E-Jal top external blind



290 x 150 mm, with backpressure shutter for connection 220 x 55 mm to
COMPAIR® 125 wide duct.
— connector depth 120 mm

4022021 stainless steel

159.66 €



K-Jal 125 external blind

190 x 190 mm, with backpressure shutter for connection to round pipes.
— Ø 125 mm
— connector depth 72.5 mm

4021070 white

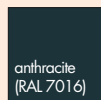
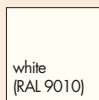
14.96 €

4021072 brick red

14.96 €

4021079 anthracite

16.13 €



COMPAIR® top (system Ø 125 flat)

Order no. Item/
Description

per pc. excl. VAT

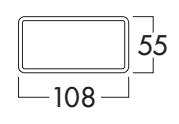
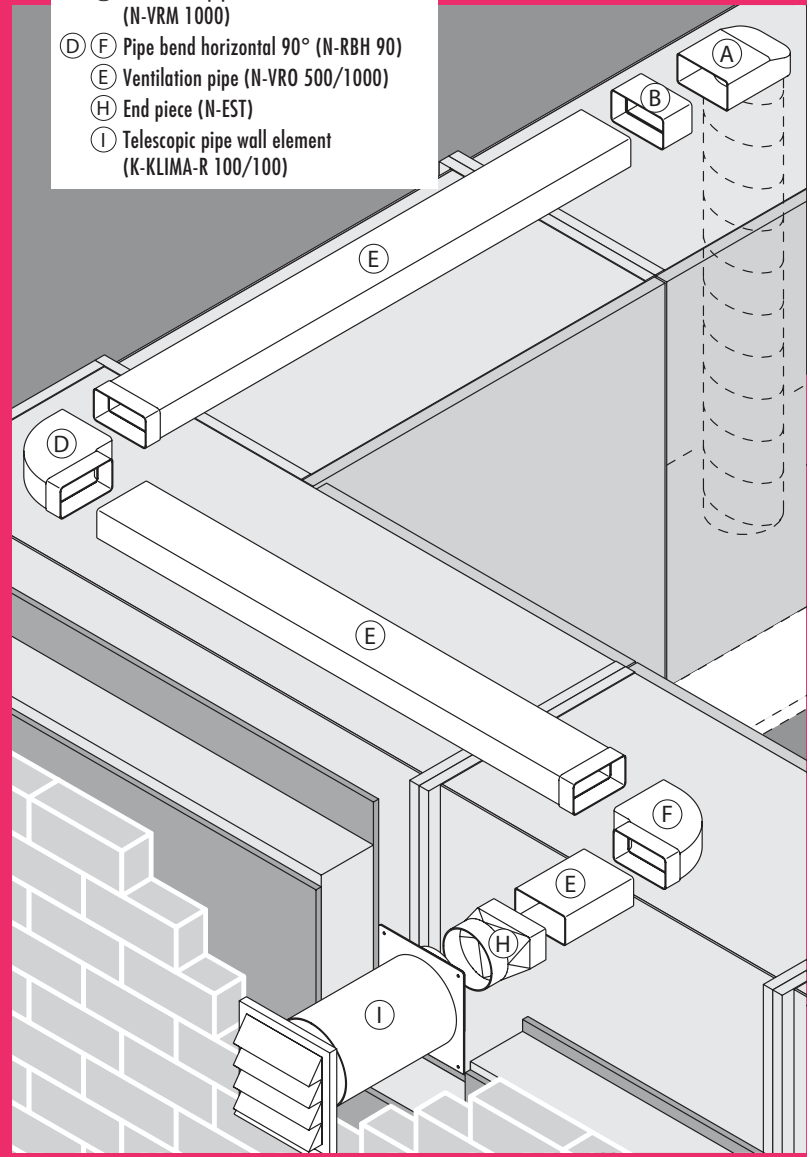
Order no.	Item/ Description	per pc. excl. VAT

COMPAIR[®] norm System Ø 100

The range for a
good indoor climate



- Fitting example**
- Ⓐ Deflector 90° with flexi-hose and 2 hose clips (N-URX 500/1000) for Ø 100 hood connection
 - Ⓑ Pipe connector (N-RVB)
 - Ⓔ Ventilation pipe with sleeve (N-VRM 1000)
 - Ⓓ Ⓕ Pipe bend horizontal 90° (N-RBH 90)
 - Ⓔ Ventilation pipe (N-VRO 500/1000)
 - Ⓗ End piece (N-EST)
 - Ⓘ Telescopic pipe wall element (K-KLIMA-R 100/100)



■ Air duct and accessories	Page 91–93
■ Wall conduits	Page 93
■ External blinds	Page 93

COMPAIR® norm

System Ø 100

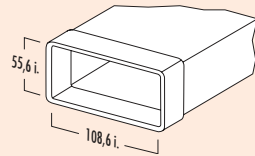

**Flexible system solutions
remove your kitchen vapours**

COMPAIR® norm basic parts are the right choice for many standard solutions for perfect waste and fresh air installations.

All system parts may be interconnected by simple plug connection technology.

If 10 or more are ordered, sets may be assembled individually according to your wishes.

	N-VRM 100 ventilation pipe with sleeve white 1000 mm 4011005		N-EST 100 end piece white 4011023
	N-RVB 100 pipe connector white 4011010		K-Jal 100 external blind white 4011076
	N-UR 8 system 100 deflector 90° white 4011002		K-Klima-R 100/100 wall conduct white 4011079
	N-URX 100 deflector 90° with flexi-hose white 500 mm 4011021 white 1000 mm 4011022		N-PXO 102 flexi-hose round white Ø 102 4013003
	N-RBH 100 pipe bend horizontal 90° white 4011011		A-PXO 102 alu. flexi-hose round alu Ø 102 4013005
	N-RBV 100 pipe bend vertical 90° white 4011012		Hose clamp 102 alu. coloured, Ø102 4011038

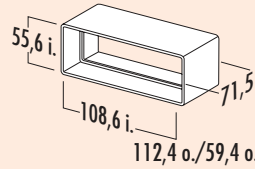


N-VRM 100 ventilation pipe with sleeve

With integrated sleeve.

4011005 white, L 1000 mm

17.90 €

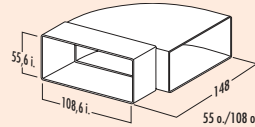


N-RVB 100 pipe connector

For straight ventilation pipes.
— length 71.5 mm

4011010 white

5.38 €

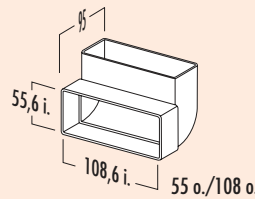


N-RBH 100 pipe bend horizontal 90°

With sleeve integrated on one side.

4011011 white

14.29 €

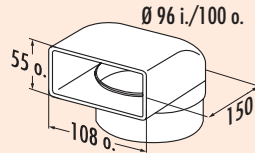


N-RBV 100 pipe bend vertical 90°

With sleeve integrated on one side.

4011012 white

14.37 €

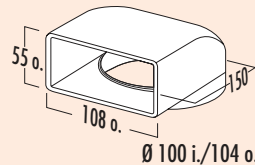


N-UR 8 system 100 deflector 90°

With 80 mm pipe connector for connection to round pipe or flexi-duct.

4011002 white

16.48 €

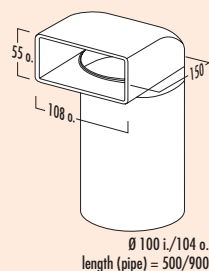


N-UR 100 deflector 90°

For direct hood connection, with condensing water block.

4011003 white

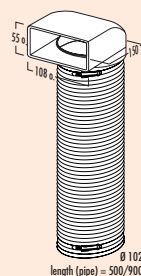
13.78 €



N-UR 100 deflector 90° with round pipe

With guide vanes and round pipe.
To achieve optimum flow performance, always use the deflectors with round pipe.
Only use the deflectors with hose (N-URX) in exceptional cases, if no other engineering option exists.

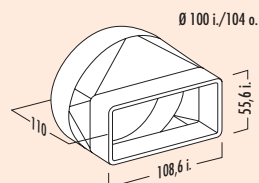
4011014	L 500 mm, white	26.55 €
4011015	L 900 mm, white	32.77 €



N-URX 100 deflector 90° with flexi-duct

With flexi-duct 500 mm/1000 mm and 2 hose clips.

4011021	L 500 mm, white	32.45 €
4011022	L 1000 mm, white	39.29 €



N-EST 100 end piece

With integrated sleeve for direct transition from flat to round (wall penetration).

4011023	white	20.59 €
---------	-------	---------




100 wall connector 1

For use in chimney shafts. For connection to round pipe.

- with backpressure shutter
- hose/pipe connector Ø 100 mm

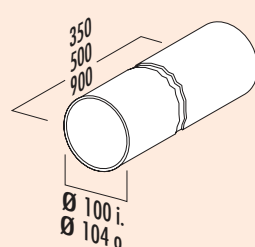
4010500	white	26.05 €
---------	-------	---------



Flat duct mount 100

For secure mounting of freely routed ducts and hoses on walls/ceilings.

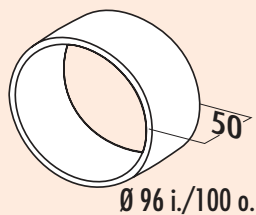
4011045	stainless steel	7.48 €
---------	-----------------	--------



Round pipe 100

— round pipe Ø 100 mm

4011018	L 350 mm, white	8.24 €
4011019	L 500 mm, white	10.34 €
4011020	L 900 mm, white	18.07 €

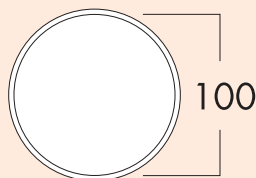



N-VBS 100 round pipe connector

- hose/pipe connector Ø 100 mm
- length 50 mm

4011027 white

5.46 €



K-Klima-R 100/100 wall conduct

- Incl. backpressure shutter, telescopic pipe and external blind.
- round pipe 350 mm long
 - pipe connector Ø 100 mm
 - connector depth 24 mm
 - installation depth 420–620 mm, can be shortened to 100 mm
 - wall penetration Ø about 103 mm

4011079 white

51.01 €

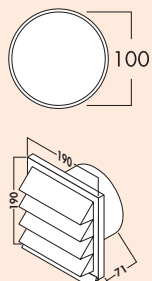


E-Jal 100 external blind

- 190 x 190 mm, with backpressure shutter for connection to round pipe.
- Ø 100 mm
 - connector depth 145 mm

4022010 stainless steel

146.22 €



K-Jal 100 external blind

- 190 x 190 mm, with backpressure shutter for connection to round pipes.
- Ø 100 mm
 - connector depth 71 mm

4011076 white

13.78 €

COMPAIR®

Accessories (all systemes)

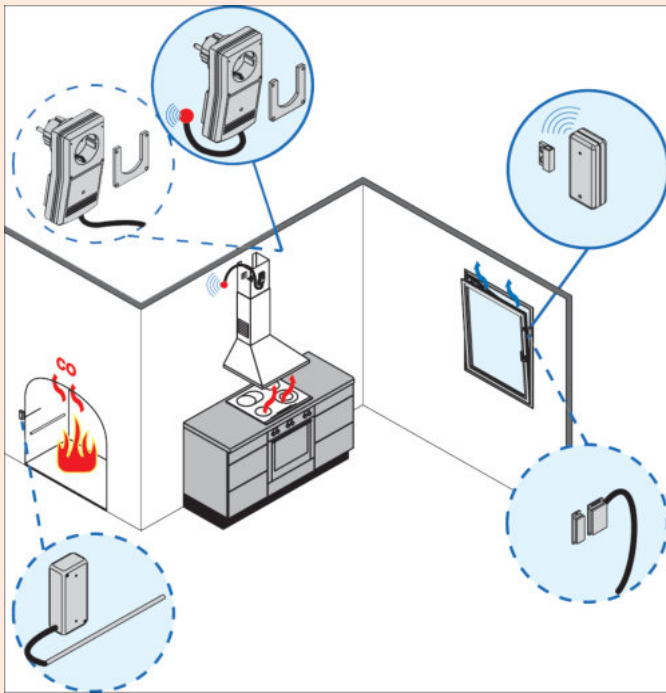
Problem-free connection

COMPAIR® hoses in aluminium or wire/tissue version are especially, useful in case of difficult and close space conditions due to their highly flexible properties.

High range COMPAIR® quality also ensures perfect fit on all fixed round and flat duct systems.



■ Window contact switch	Page 96–98
Wireless temperature sensor	Page 97
Window contact switch for hob extractors	Page 98
Silencer	Page 99
Duct tape	Page 100
GREENflow cold shrink tape	Page 100
Textile adhesive tape	Page 100
Backpressure shutter	Page 100
Round fresh air grid	Page 100
Ventilation duct casing	Page 101
Flexi-hoses	Page 102–103
Hose clamp	Page 104

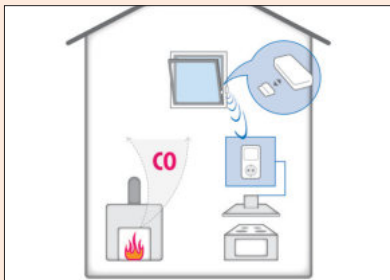


Window contact switch wireless system

With external antennae. Whenever an extractor unit – such as an extractor hood – and an open fireplace – such as a stove – are operated simultaneously, with the windows closed there is the risk of fatal carbon monoxide poisoning. To prevent this hazard, in the firing ordinance M-FeuVO, the legislator prescribes that in case of simultaneous operation of a fireplace dependent on ambient air and an extractor unit, it has to be insured that no dangerous negative pressure occurs and a sufficient amount of outdoor air is able to flow in – for example through an open window or a ventilation flap.

Using a window contact switch queries if the window is open, to ensure the supply of fresh air.

To guarantee safe functioning even under difficult reception conditions, the proven model of the window contact switch has been extended with an external antenna. **A typical application of the window contact switch with external antenna is the installation of the receiver unit of the exhaust switch for exhaust hoods with stainless steel flue casing.** This metal casing largely shields the internal antenna of the radio-controlled switch unit so the signals from the radio transmitter can only be received to a limited extent or not at all. Here the external antenna offers a remedy! It is mounted on the wall or ceiling next to the metal casing at a distance of 100 mm and guarantees unimpeded reception of the control signals. A 100 cm long antenna cable connects the external antenna to the exhaust switch unit.



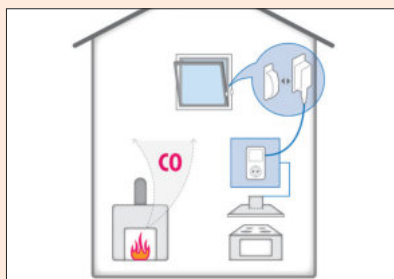
Window contact switch radio system



Safety switch with **wireless radio transmission via an external antennae** for application under difficult reception circumstances, such as installation behind stainless steel casing. Ready to plug with transmitter and receiver, including installation material and batteries (long life, low energy consumption).
– switching capacity up to 1150 W (5 A)

7051001 with external antenna, white

363.87 €



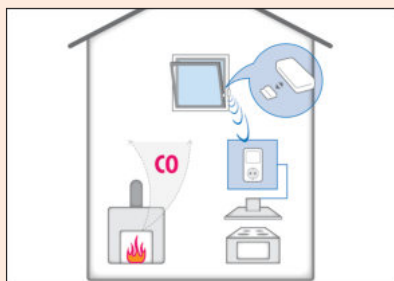
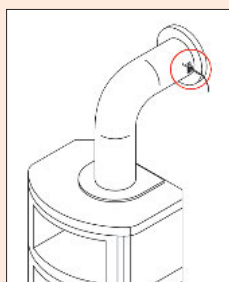

Window contact switch cable system



Safety switch with cable breakage monitoring and re-plugging safeguard. Ready to plug in with 6 m sensor cable, incl. mounting material. No batteries required.
— switching capacity up to 1400 W (6 A)

7051004 white

165.55 €



Wireless temperature sensor

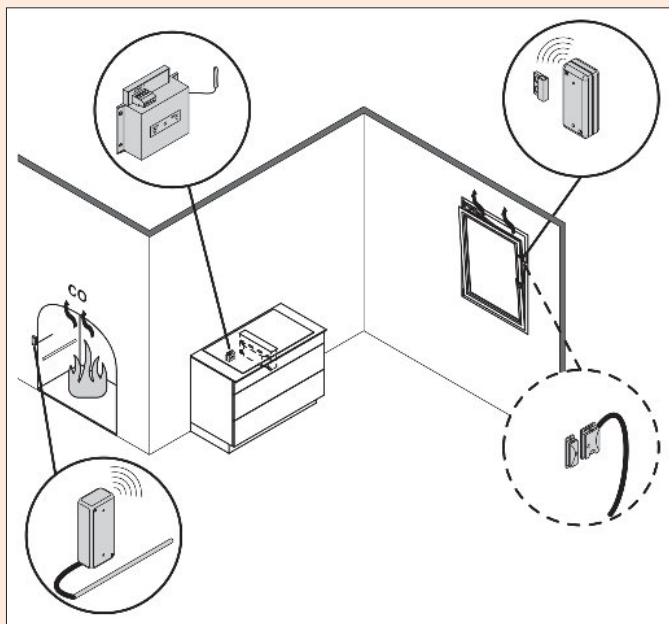


The wireless temperature sensor is integrated into the radio system of the window contact switch. Here, the temperature of the operating state of the fireplace is monitored. The window only needs to be opened with the fireplace in operation while the hood is active. Thus, the strict coupling of the active hood and open window is not necessary. The temperature sensor is suitable for installation in closed and dry living areas.

- model PT 1000
- Ø 5 mm
- length 100 mm
- temperature range -50–500 °C
- sensor cable 2000 mm, up to 450 °C
- the wireless temperature sensor (7051005) can be combined with the wireless switch 7051001 or 7051002

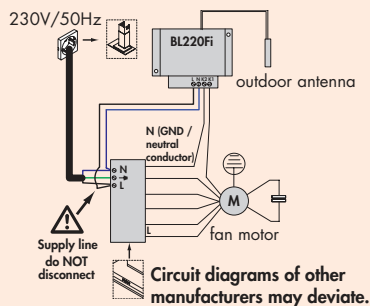

7051005 white

247.48 €



Window contact switch for hob extractors

With the window contact switch for downdraft and hob extractors, an exhaust system can only be used when the window is opened and the required air supply can flow into the room. A transmitter installed at the window casement monitors whether the window is open or closed, and transmits this information by radio to the built-in receiver. This only releases the electricity supply when the window is tilted or opened.



Window contact switch for hob extractors



Safety switch with **wireless radio transmission via an external antenna** for use under difficult reception conditions, e.g. installation behind a stainless steel panel or a furniture carcass. The installation in the exhaust system is carried out via the connection to the fan motor cable (motor cable)

ATTENTION: for this it is necessary to intervene in the electrical system of the exhaust hood system!

Observe the guarantee/warranty conditions of the hood manufacturer.

Complete system with transmitter and receiver, including mounting material and batteries (long life, low energy consumption).

- switching capacity up to 1150 W (5 A)
- radio range monitoring
- battery monitoring
- relay contact 5 A N/O contact (potential-free)
- installation in extractor hood (motor cable)
- tested according to EU directives 2014/53/EU (RED), 2014/35/EU and 2014/30/EU
- When installed in a conventional extractor hood, the lighting can also be switched on when the fan motor is switched off.

Note for use in combination with BLDC motors:

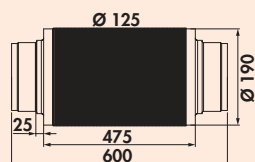
Some extractor hoods, downdraft ventilators, and ventilation systems have what is known as a BLDC motor. This can be switched separately when using the third phase (phase one and two are used for the hob). A corresponding connection is often already provided for by the appliance industry – and can be used for the wireless radio switch.

For the classic single-phase alternating current motor, we recommend 7051001.

Please note the installation instructions on www.naber.com!

7051002 with external antenna, white

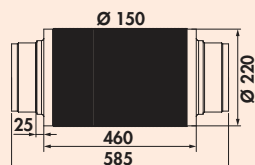
445.38 €



Silencer 125

Extremely sturdy design through use of thick aluminium tube. 25 mm/16 kg pro m³ glass wool insert reduces noise up to 22 dB depending on frequency, acc. DIN 4102 non-flammable (A1).
— connection to plastic round pipe

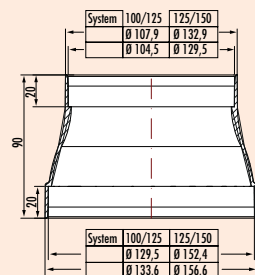
4033034 Ø 125 mm, L 475 mm **82.10 €**



Silencer 150

Extremely sturdy design through use of thick aluminium tube. 25 mm/16 kg pro m³ glass wool insert reduces noise up to 22 dB depending on frequency, acc. DIN 4102 non-flammable (A1).
— connection to plastic round pipe

4043029 Ø 150 mm, L 460 mm **85.71 €**

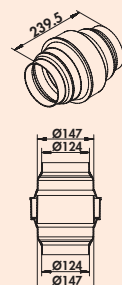


RDZ flow reducer

For connecting Ø 125 mm round pipe to Ø 100 mm or Ø 150 mm round pipe to Ø 125 mm. Reversible installation possible. Flow-optimised design by avoiding sharp edges that stall the flow.

4011049 Ø 100/125 mm, white **11.26 €**

4011048 Ø 125/150 mm, white **13.61 €**



KDA 150 condensing water separator

Prevents return flow of condensing water to the hood in case of vertical waste air routing. Flow-optimised design by avoiding sharp edges that stall the flow. Two-sided connection of hoses and pipes to Ø 125 mm and Ø 150 mm possible. When connected to Ø 150 mm, the Ø-125 section has to be separated at the cutting line provided.

4051030 light grey **29.41 €**



N-KLEB PVC duct tape

For secure connection of hoses to system parts.

- width 50 mm
- length 10 m = 1 roll

4021128 white **8.91 €**



GREENflow cold shrink tape

- Adhesive tape for sealing air ducts.
- self-vulcanising adhesive tape
 - for internal use
 - suitable for irregular surfaces
 - high resistance to humidity and temperature changes
 - 15 m x 50 mm (L x W)

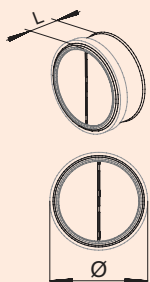
4043077 L 15 m 41.18 €



Textile adhesive tape

- high adhesive strength
- moisture-repellent
- cold- and heat-resistant
- solvent-free
- 50 m x 50 mm (L x W)

4021124 white, L 50 m 70.34 €



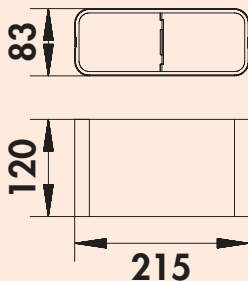
Backpressure shutter round

- Not suitable for installing a vertical pipe.
- zinc-coated

4011026 Ø 100 mm, L 43 mm 37.06 €

4021104 Ø 125 mm, L 49 mm 38.57 €

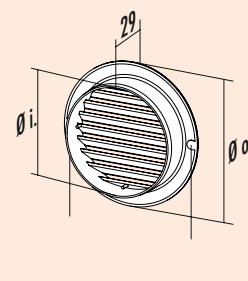
4043030 Ø 150 mm, L 62 mm 50.00 €



Backflow trap angular

- For insertion into ventilation pipe F-VRO (4043001).
Not suitable for installation in a vertical pipe.
- depth 120 mm

4043034 stainless steel 104.20 €



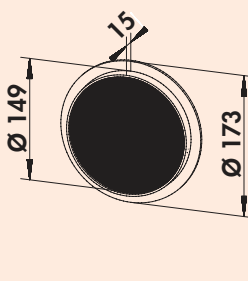
T-ZULRG round fresh air grid

- For outside and inside.
- white
 - connector depth 25 mm for secure pipe/hose assembly
 - incl. inserted fly screen

4021147 d1 = 99 mm, d2 = 128 mm 10.76 €

4021148 d1 = 124 mm, d2 = 160 mm 10.92 €

4041015 d1 = 149 mm, d2 = 200 mm 12.94 €



M-ZULRG round fresh air grid

- For outside and inside.
- made of high-quality aluminium
 - connector depth 15 mm
 - incl. inserted fly screen

4043082 white 22.27 €



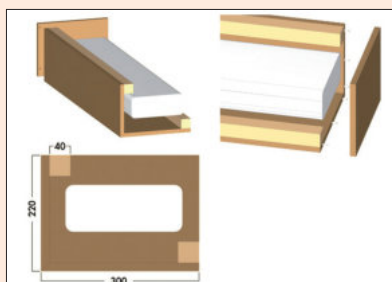
COMPAIR® ventilation duct casing wall solution

With the COMPAIR® ventilation duct casing, form and function are at your command! The chipboard casing can be individually decorated using paint or wall-paper for more harmonious integration as a wall or island hood in any modern kitchen. An additional benefit is provided by the use of lighting in the COMPAIR® ventilation duct casing, putting the working area of your kitchen in the right light.

Exhaust air routing to the right/left to the outside wall, or for aesthetic reasons over the entire wall length. The rectangular bar is mounted on the wall and ceiling. Then the L-panel can be attached.

The casing has a height of 220 mm and is therefore also able to accommodate a round duct with unproblematic transition to a wall conduct. For individual adjustment, the casing is simply reduced in height, or shortened.

For all COMPAIR® systems.



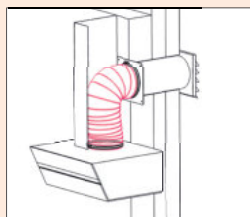
COMPAIR® ventilation duct casing wall solution

The casing is made of 16 mm thick chipboard, bonded and equipped with dowel holes on both sides. Each 1,000 mm part includes a dowelled end piece, which enables series construction (**endless system**).

- for all COMPAIR® systems
- height 220 mm
- width 300 mm
- length 1,000 mm including end cap

4041010 L-shape

105.12 €



H-PXO flexi-duct

For direct hood connection in narrow flues of extractor hoods. Flow-optimised.
 – wire core with spring-back property produces gentle bending radii
 – flame retardant B1 (tested according to DIN EN 13501: Bs2, d0)
 – grey

4023025	Ø 152 mm, L 1000 mm	59.41 €
4023026	Ø 152 mm, L 3000 mm	167.23 €



N-PXO flexi-duct round

PVC coated steel spiral.
 – white

4013004	Ø 102 mm, L 1000 mm	12.35 €
4013002	Ø 102 mm, L 3000 mm	30.84 €
4013003	Ø 102 mm, L 6000 mm	54.37 €
4023008	Ø 127 mm, L 1000 mm	16.72 €
4023003	Ø 127 mm, L 3000 mm	45.21 €
4023002	Ø 127 mm, L 6000 mm	73.28 €
4023009	Ø 152 mm, L 1000 mm	17.98 €
4023005	Ø 152 mm, L 3000 mm	45.29 €
4023004	Ø 152 mm, L 6000 mm	82.61 €



ST-PXO fully flexible hose

With greater hose wall thickness.
 – white


4023019	Ø 127 mm, L 1000 mm	25.88 €
4023020	Ø 127 mm, L 3000 mm	64.79 €
4023010	Ø 127 mm, L 6000 mm	80.50 €
4023021	Ø 152 mm, L 1000 mm	27.65 €
4023022	Ø 152 mm, L 3000 mm	69.92 €
4023011	Ø 152 mm, L 6000 mm	85.71 €



G-PXO fully flexible tissue hose

– length 6000 mm
 – grey

4023015	Ø 152 mm	140.34 €
---------	----------	----------



A-PXO aluminium flexi-duct round

- single layer coiled aluminium
- due to the folded seam, high airtightness and flexibility are achieved
- extendable to 3000 mm

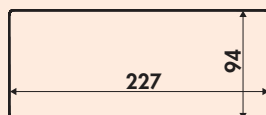
4013005	Ø 102 mm, compressed length 400 mm	43.45 €
4023006	Ø 127 mm, compressed length 400 mm	46.81 €
4023007	Ø 152 mm, compressed length 400 mm	70.42 €
4023023	Ø 180 mm, compressed length 800 mm	108.40 €
4023024	Ø 203 mm, compressed length 800 mm	117.65 €



F-NFRS flexi-duct

PVC coated steel spiral with great wall thickness, heavy-duty version.
For COMPAIR® flow 150, 222 x 89 mm.
– white

4043020	L 3000 mm	96.64 €
4040065	L 500 mm	19.24 €
4040066	L 750 mm	27.14 €



GREENflow flexi-duct

- flame retardant B1 (tested according to DIN EN 13501: Bs2, d0)
- wire core with spring-back property produces gentle bending radii (flow-optimised)
- 227 x 94 mm
- optimised for connection to GREENflow filter box
- silver
- **Pay attention to the even-walled, tight laying of the flexi duct!**

4043096	L 500 mm	40.34 €
4043093	L 1000 mm	77.23 €



MF-NFRS flexi-duct

PVC coated steel spiral with great wall thickness, heavy-duty version.
For COMPAIR® flow 125, 169 x 77 mm.
– white

4033020	L 3000 mm	94.12 €
---------	-----------	---------



T-NFRS flexi-duct

PVC coated rectangular spiral hose with great wall thickness, heavy-duty version.
For COMPAIR® top, Ø 125 flat, 220 x 56 mm.
– white

4023001	L 3000 mm	83.95 €
4020003	L 500 mm	16.97 €



N-NFRS flexi-duct

PVC coated steel spiral with great wall thickness, heavy-duty version.
For COMPAIR® norm, Ø 100, 108 x 55 mm.
– white

4013001	L 3000 mm	75.21 €
---------	-----------	---------

**Hose clamp**

Clip made of galvanized steel wire.
– aluminium coloured
– 12 mm bandwidth

4011038	Ø 102, nominal width 90–110 mm	4.87 €
4021132	Ø 127, nominal width 120–140 mm	6.05 €
4021133	Ø 152, nominal width 140–160 mm	6.13 €