


# KITCHEN ACCESSORIES



## 1 BASICS



Company management

## Changes generate energy!

April 2024

Dear Naber customers and interested parties!

One thing is for sure: the number of changes in the world will not go down in future. Let's tackle this properly! We shouldn't see changes as an annoying obstacle or an unwelcome interruption. They are often a source of energy and provide new perspectives and inspiration.

Thinking ahead, seeking new approaches, tackling changes with determination and an open mind - this has always been the order of the day at Naber. And we have demonstrated this once again with our attractive new web shop. Shopping online is relaxed and stimulating, and to top it all off, a wealth of current offers, comprehensive information, videos and product news awaits you.

What's more, we have once again added a host of new products to our range. You can see all the newcomers in the updated kitchen accessories catalogue contents **1 BASICS, 2 TECH and 3 INTERIEUR** (valid from 1 April 2024), which you now have at your fingertips.

The important thing is: we are keeping the prices stable and have maintained them without any adjustments. In addition, the net and gross prices are now shown directly next to the product again, so the price lists are no longer needed. The Thick Green Book remains the standard reference work for the comprehensive equipment of attractive kitchens, and is recognised throughout the industry.

Just take a look - and boost your energy levels! We look forward to being at your side in future, with all the changes yet to come.

Best regards,

Naber GmbH

Ingrid Naber  
Company Management

Hans-Joachim Naber  
Company Management

Lasse Naber  
Company Management

Ulrich von Wuthenau  
Export Manager

Naber GmbH · Development · Production · Distribution

# Turbulent times



It is already known as the "new normal": the fact that we are living in troubled and uncertain times, that every crisis has the next one hot on its heels, that we are constantly having to face new challenges.

In these turbulent times, confidence and resilience are in high demand. That is why we remain positive and forward-looking, relying on our resourcefulness and our proven ability to successfully put innovative ideas into practice. We are currently breaking ground with new developments. In close relationship with our customers, employees and suppliers, we are taking things into our own hands. In so doing, the selected design and top quality of our products as well as outstanding service remain second nature to us.

Today, we are proud to present our new 2024 kitchen accessories catalogues 1 BASICS, 2 TECH and 3 INTERIOR. Also in our increasingly digital world, they remain an essential guide when seeking inspiration and planning all the details of an attractive kitchen. And the catalogues show you all the new ideas we have come up with in these turbulent times!

# The Naber world

## The kitchen as a living hub

Kitchens are as multifaceted as life itself. Here you have hours of cooking or quick snacks, a brisk wake-up coffee or leisurely enjoyment, times spent alone or socialising, and everything else besides. Time for imaginative kitchen accessories: Naber has it all – and Naber inspires!



## Fascinating design

Kitchen accessories from Naber have that "certain something". Because the fascinating design of Naber products radiates a touch of distinction. They communicate the certainty: "Just so and not any other way"! And naturally they are convincing in every regard, both functionally and in terms of quality.

## Individuality

Break away from the conventions and dare to develop your own ideas! With its abundance of variants and diverse design options, the Naber range always offers scope for individuality. Because Naber has a keen sense for the independent ideas of customers and end users.



## Creativity

Naber stands for creative leaps. The dedicated step from the imaginative idea to the determined realisation brings forth fantastic products that lead the market with new impulses. Your goal: To make kitchens decisively more luxurious, efficient and composed.



## Innovative solutions

Product cycles are getting shorter, one invention follows the other, life and living concepts change. It's still no problem to equip every kitchen with exactly the right accessories – for this, Naber has all the innovative solutions on hand. Because Naber always thinks far ahead!



## Quantum leap

There are Naber products that make a decisive contribution to a development or provide completely new solutions for specific challenges: quantum leaps. The latest example is COMPAIR PRIME flow®: the most advanced air duct system currently available for exhaust air, recirculating air and all extractor systems.

## Development department

A highly concentrated part of the Naber world! It is unbelievable how many hurdles a product has to pass to be included in the Naber accessories range. That's the only way it can pass its toughest test with flying colours: inspiring customers and end users.



## Customer service

For Naber, top customer service is a matter of course. With excellently trained sales representatives and a strong on-site presence, meticulously precise logistics and a back-office team that creatively fulfils customer wishes.



## NABER LIVE TOUR

Fascinating online presence: with just a few clicks, the visitor moves from module to module, can immediately access additional information and videos and study detailed single images at leisure. In focus: highlights of innovative kitchen technology and a wealth of useful features.

## Lively events: trade fairs

Naber trade fair stands magnetically draw visitors with highly informative, differentiated and expressive presentations of the current product highlights. As a full-range supplier, Naber provides a competent overview of upcoming trends and is a source of valuable inspiration for the sector.



# Internet presence

naber.com – der Naber online shop. The digital world of experience for kitchen accessories!

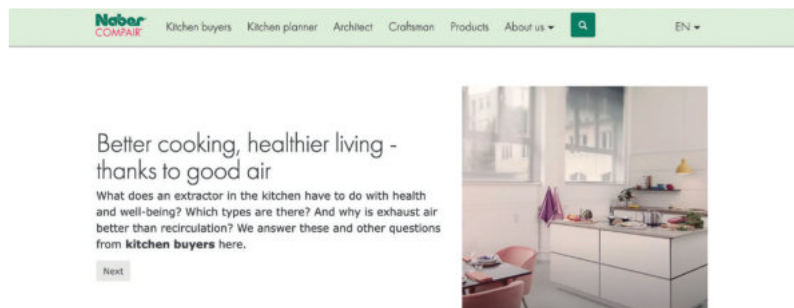
Instant access to all our products and information, open 24 hours a day, 7 days a week. With real-time delivery information and convenient product ordering. Filled to the brim with creative ideas and a wealth of inspiration for all kitchen accessory and equipment.



<p><b>Product groups</b> Everything at a glance – clearly structured</p>	<p><b>Products</b> Information, technology, specifications</p>	<p><b>Service</b> Downloads, information, videos, configurators</p>
<p><b>Magazin</b> News from Naber – always on trend!</p>	<p><b>Dealer portal</b> Competent, convenient, transparent – perfect</p>	<p><b>Company</b> Naber from A to Z</p>

## compair-flow.com – all about perfect kitchen ventilation!

For architects, planners, fitters and users. All the foundations for a pleasant feel-good climate in the kitchen. With a host of practical tips on how to plan and implement extractor systems reliably and efficiently.



<p><b>Insight</b> Extractor systems and types – the system check.</p>	<p><b>Knowhow</b> All Naber components for efficient and quiet airflow.</p>	<p><b>Implementation</b> Install air duct systems quickly and smoothly.</p>
---	---	---

# Overview of product groups

## 1 BASICS

Page

### NABER-CONTURA® Sinks

Stainless steel	9–30
Ceramics	31–44
Composite	45–56

### ARMATE® Fittings

SERVIZIO	67–74
LINEA	75–92
Ideal Standard	93–100
KLUDI	101–112
Basin faucets	113–120
Storage water heater	121–126

### SELECTakit® Waste collection systems

Pull-out technology for front pull-outs	133–170
Pull-out technology for existing pull-outs	171–204
Pull-out technology for rotating doors	205–230
Swivel techn. for rotating doors	231–240
Free-standing containers, waste disposal units	241–244

### LUMICA® Lighting technology

LIC LED-system	257–294
Lamps mounted from below, niche lighting	295–314
Built-in/surface mounted lamps	315–330
Lit glass shelves	331–338
Flex Stripes, base lighting	339–358
Linear luminaires	359–378
Pendant, ceiling, unit top, island lights	379–396
Switching units	397–400

### CON-AKTIV® Socket units

Surface mounted, corner sockets	405–418
Retracting sockets	419–426
Flush mounted sockets	427–444

### TRADUR® Supporting elements

Supporting feet	449–456
Base levellers	457–458
Consoles	459–470

### STOREX Cabinet equipment

Equipment for base units	475–536
Equipment for wall mounted cabinets	537–550
Equipment for tall cabinets	551–564
Accessories	565–574

### ACCOMODA Niche equipment

Niche rear walls	579–622
Rail and shelf systems	623–662
Shelf support	663–670
Suspended shelf systems	671–674
Profiles	675–682

## 2 TECH

Page

### COMPAIR® Ventilation technology

COMPAIR PRIME flow® 150	9–32
COMPAIR STEEL flow® 150	33–42
COMPAIR® flow 150	43–64
COMPAIR® flow 125	65–80
COMPAIR® top	81–88
COMPAIR® norm	89–94
COMPAIR® Accessories (all systems)	95–104

### MONTEC® Fitting materials

Accessories for sink connection	109–120
Accessories for faucet connection	121–132
Electrical accessories	133–144
Connecting materials	145–154

### TECFUNCTION Kitchen technology

Base heating system	159–164
Base vacuum	165–168

## 3 INTERIEUR

Page

### TABLON® Stools, chairs, tables

Adjustable stools	9–18
Stools	19–36
Chairs	37–68
Tables and frames	69–100

Keyword index on the following pages!

# Keyword index BASICS

## A

	Page
Accessories	475–574
ACCOMODA®	579–682
Adesso cutlery inserts	499
Akro	669
Alpha waste collector	243
Alto rail	625–626
Anelli colour change	329–330
Anelli LED	319–320
Angle profiles	621
Angola 100	47
Angola 100 L	48
Angola 150	49–56
Angola 40	52
Angola 56	53
Anti-slip mats	502
Appliance holder	546
Arco	77–78
ARMATE® faucets	67–126
Asta colour change LED	382
Asta LED	380
AstralLED LED	302
AstralLED SE	299–301

## B

Base cabinet equipment	475–536
Base cabinet pull-outs	505–522
Base levellers	457–458
Base lighting	339–358
Bathroom faucets	113–120
Beta waste collector	242
Big Boy	214
Big Double	223
Bingo Star	111
Bingo Star XS	109
Bio Double 30 BM	168
Bio Double 30 DT	217
Bio Double Master	215
Bio Master	216
Bio Single 30 DT	214
Bio Trio DT	217
Bio Trio Maxi 40 DT	216
Boiler	121–126
Boundary rail	542
Branco radio remote control	398
Broom cupboard shelf	542
Built-in devices for drawers	531–536
Built-in hand blender	535
Built-in lamps	315–330
Built-in sockets	427–444
Built-in toaster	535
Butler sinks	41

## C

	Page
Cabbi®	234–235
Cabbi® junior	232–233
Calamario LED Flex Stripes	348
Calamario LED Flex Stripes colour change	344–345
Capitello consoles	463–464
Care set Cin-Nagranit	55
Carry	220
Casa	92
Casia	412
Cast rail	624
Ceiling lights	379–396
Cerafine O bathroom	118
Cerafit	98
Ceraflex	97
Ceraflex bathroom	118
Ceralook	96
Ceramic sinks	33–44
Ceraplan bathroom	118
Ceraplan Neo	95
CIN-Nagranit sinks	47–54
Cinque LED	388
Cippo base leveller	458
Clap	206–208
Classic profile	678–679
Cleaning Agent	527
Cleaning agent basket	530
Cleaning agent pull-out	528
Cleaning agent pull-out Carry	220
Click supporting foot	452
Colonna supporting foot	456
Composite sinks	44–56
Composite spare parts	55
Connect Air bathroom	118
Consoles	459–470
CONTURA sinks	9–56
Cooker protection grid	570
Copertina LED	391
Copertina round LED	392
Corner box	417
Corner Boy	224
Corner double socket	412
Corner sockets	405–418
Cornerstone Maxx	508–509
Cornerstone Swing	506–507
Corno Basso PR sinks	19–20
Corno Basso sinks	21–22
Corno Ora	24
Corno Piu PFU sinks	16–18
Corno Piu PR sinks	14–15
Corno Turno	12–13
Corto 615	50
Corto 780	51
Cosa base leveller	458

	Page
Cosi colour change LED	350–351
Counter top, toughened safety glass	462
Cox Base-Board®	142–144/148
Cox Base-Board® 900	145
Cox Cick-E® 600	144
Cox Cick®	153/163
Cox Clan® 490	161–163
Cox Clan® 580	164–165
Cox Stand-UP® 250 S	172–175
Cox Stand-UP® 280 S	176–178
Cox Stand-UP® 350 K	182–183
Cox Stand-UP® 350 S	179–181
Cox Work®	154–156/524–526
Cox® Base 360 K	146–147
Cox® Base 360 R	157–158
Cox® Base 360 S	135–137
Cox® Base 360 S/900-4	145
Cox® Base 460 R	159–160
Cox® Base 460 S	150–152
Cox® Base Q	138–140
Cox® Beep	236
Cox® Box	478–484
Cox® Box 235 K	188–190
Cox® Box 235 S	184–187
Cox® Box 275 K	192–195
Cox® Box 275 S	191–192
Cox® Box 350 S	199–200
Cox® Box 360 S	196–198
Cox® Giallo	201
Cubo	655–656
Cuisio cutlery inserts	494–496
Cuisio Flex	497
Cutlery inserts	500–501

## D

Dargo	90
Dassa	243
Decotop	571
Derby colour change	375
Dessino profile	676–677
Dirt filter Ecco	92/98/111
Double	209
Double 2	213
Double 2 DS	229
Double 4	212
Double electrical box	416
Double Master	215
Double Master 2 DS	228
Double Master Maxi 40 DT	216
Double Shorty	210
Double Shorty Plus	212
Drawer containers	540–541



# Keyword index BASICS

## D

	Page
Drawer inserts	485–504
Drento LED	362
Drive	88–89
Drizza	91
Due	440
Duo colour change LED	335–336
Duo waste collector	239
Duplex socket	436

## E

E-GO Voice	106
E-GO-L Sensor	105
Easy Cargo	223
Effekt profile LED	368
Electric slicers	532–534
Elevator	422–423
Equipment for tall cupboards	551–564
Equipment for utility rooms	560–563
Equipment for wall mounted cabinets	537–550
Evoline® BackFlip	428–429
Evoline® Circle80	432
Evoline® Dock	414
Evoline® FlipTop Push	429
Evoline® One	441
Evoline® Port	420
Evoline® Qi Charger	431
Evoline® Square	430
Evoline® Wing	415/534
Evolution 100	244
EXO LED	393

## F

Fakto LED Stripes	346–347
Faucets	67–126
Feel LED	364–365
Filo dish drainer	23/40
Filso draining mat	23/40
Flex Stripes	339–358
Flora LED	395
Folding consoles	469
Forato LED	303–304
Free-standing containers	241–243
FREEslide	546
Fuoco	82

## G

	Page
Gas pressure spring	547
Giro-S LED	366
Glacier	90
Glam bathroom	114
Glam Leva bathroom	114
Glass adapter disk	461
Glass shelf	470/669
Gramix faucets	47–54
Granite sections	571
Gresso LED	306
Guidance colour change LED	381
Gusto E	100
Gusto L	99

## H

Holders and hooks	523–530
Hole saw	421/423/425/432/ 437/438/440/442
Hook strip	530
Hose holder	542
Hose shower head deflector	226
Hot water tank	121–126
Hull colour change	308–309

## I

Ideal Standard faucets	93–100
iMove	548–549
Internal pull-outs	516
Intorno colour change	310
INTUBLU	573

## K

K-Pad LED	296
Kaiman	666
Kapsa	439
Kardon bathroom	117
Kickboy	242
KickMatic	170
Kitchen Box	217
Kitchen island lamps	379–396
KLUDI faucets	101–112
Korfu	450–461
Kreta base leveller	458
Kreta consoles	465–466
Kreta supporting foot	455
Kronos colour change LED	322

## L

	Page
L-LINE XS	108
Ladders	567–568
Laundry pull-outs	519–521
Lavara 60	44–56
LED board	321
LED Flex Stripes	340–341
LED Flex Stripes colour change	342–343
LED Flex Stripes RGB	346–347
LED pedal Libero	153
LIC LED system	257–294
Liente colour change LED	337–338
Liente colour change wall shelf	664–665
Light profile colour change LED	352–353
Light profile LED	349
Lighting technology	257–400
Lily Neo LED	363
Linea faucets	75–92
Linear lamps	359–378
Linero 2000	636–639
Linero EasyLine	632
Linero K 16	640–642
Linero MosaiQ	627–631
LineUp	36–39
Lista 30 LED	332
Lista 50 colour change LED	333–334
Lit glass shelves	331–338
Livello colour change	313
Livello LED	298
LUMICA®	257–400
Lungo LED	360–361
Lupo LED	376–377

## M

M2	103
Manubrio colour change LED	356–357
Melon LED	367
Metal crossbar	533
Mio	80–81
Mira BS1	412
Mira Corner	409–410
Mira ES	408/410/412/413
Mira Glass	406–407
Mira KST1	413
Mira Quad Glass	406
Mira Triangle	410
Mira WA	413
Mira Wall	411
Mix	104
Model 40, 41, 42 consoles	464–465
Model 50, 51 consoles	468
Model 56	244
Modify drawer dividers	487–493

# Keyword index BASICS

## M

	Page
Moon	668
Move supporting foot	453
Müllex	168–170
Müllex Euro Flexx	237
Müllex Single 35	237
Muzak pillar	416

## N

Namor	69–70
Nava sinks	27–28
Need LED	318
Niche equipment	579–682
Niche lamps	295–314
Niche rear walls	579–622
Nose colour change LED	396
Nova Plus colour change	326–327
Nova Plus colour change LED	394–395

## O

Objekta bathroom	119
Öko	239
Ordine cutlery inserts	498
Overview replacement buckets	166–167

## P

Passato	84
Passo siphon protection	503
Patera 40	43
Pendant lights	379–396
Pertura colour change LED	373–374
Piccolino	424
Piccolo profile	680
PickUp	33–35
Pix	440
Plafoniera colour change LED	390
Plate LED	384–387
Plaza	443
Portare	73
PowerFit K	433
Prior	666
Profiles	675–682
Prova colour change LED	354–355/ 619–620
Pulito detergent dispenser	83
Pull-out technology for existing pull-outs	171–204
Pull-out technology for front pull-out	133–170

	Page
Pull-out technology for rotating doors	205–230
Pull-outs for tall cupboards	553–558
Pure & Easy bathroom	119
Pure & Solid bathroom	119
Pure colour change LED	307
Pushboy	242

## Q

Q5 5 litre storage water heater	122
Quadra	454
Quarta 1	213

## R

Radio remote control	399
Radios	572
Radios mounted from below	572
Rail systems	623–662
Raw	85
Replacement bucket overview Cox	166–167
Retracting sockets	419–426
Rhodos consoles	467–468
Rhodos supporting foot	455
Ricol LED	369–370
Riflettore colour change	328
Rigid console	469
ritter electric slicers	532–534
Riva sinks	25–26
Rolling cart DS	227–229
Rondo Plus	225–226
Rondo surface-mounted switch	399
Rubbish bins	133–244

## S

Scope	110
Sealing profile	681
SELECTAki® waste collector	133–244
Sensor	398
Servizio faucets	67–74
Shelf for hood cabinet	542
Shelf supports	663–670
Shelf systems	623–662
Signoli 600	54
Sinks	9–56
Sinks spare parts	30
Slash E LED	317

	Page
Slash LED	316
Slash switch	399
Slim LED	383
Small U5 under-sink device	123
Smile socket	438
Sockets	405–444
Solo	218
Sottile bathroom	116
SpaceFlexx Set	516
Spacer strip	528
Spazzolato niche rear walls	613–615
Spice rack	543
Spruzzo	470
Spruzzo	618
Stainless steel angle profiles	621
Stainless steel rail	633–635
Stainless steel sinks	9–30
Standard sinks	29–30
Standard supporting feet	451–452
Steel	107
Stepfix	568
Stile bathroom	115
StopMatic	170
Storage systems	477–484
Storage systems	539–544
Storage systems	559–564
Storage water heater	121–126
STOREX®	475–574
STOREX® accessories	565–574
Stretto colour change	311–312
Stretto LED	305
Strutturato niche rear walls	615–616
Supporting feet	449–456
Surface-mounted lamps	315–330
Surface-mounted sockets	405–418
Suspension systems	671–674
Switching units	397–400
Swivel mechanics	517
Swivel technology for rotating doors	231–240

## T

Tandem 2	168
Tandem 4/5	222
Tandem 7	218
Tandem 7 K	220
Tandem S	221–222
Tidy organisation system	560–563
Tonda Quadra	454
TopFlex pull-out table	518
Touch switch and dimmer	398
Towel holder	528–529

# Keyword index BASICS

## T

	Page
TR 1500 under-sink device	124
TR 3500 under-sink device	125
Trampolo round	453–454
Trampolo square	455
Trenta 1	210
Trenta 5	212
Trenta 6	213
Trenta 6 DS	229
Trenta 7	219
Trenta 8	219
Trio Master	215
Trio Master 3 DS	229
Trio Shorty	211
Turno Solo	86
Twist socket	434–435
Two	667
Type 45 consoles	469

## U

Umore	79
Under-cabinet lamps	295–314
Under-sink devices	122–125
Unika colour change LED	323–325
Unit top lamps	379–396
Uno waste collector	239
Urban	87

## V

Valance switch	399
Varia	672
Vario organisation system	527
Vario waste collector	237–238
Venere	74
Ventilation grid	530
Venus	91
Vetro LED	297
Vettore folding console	469
Vidula colour change LED	371–372
VS COR Fold	510–511
VS COR Wheel Pro	512
VS SUB Side	515
VS SUB Slim	513–514
VS Tal	554–558

## W

Wall joint profiles	675–682
Washbasin faucets	113–120
Waste collectors	133–244

## Page

Waste disposal	244
Water protection mats	502
Wire suspension	673

## X

X-LINE	202–203
--------	---------

## Y

YouK	643–654
------	---------

## Z

Zenta bathroom	119
Zito LED	389

# Keyword index TECH

A	Page
Accessories	95–104

B	Page
Base heating	159–164
Base vacuum	165–168
Base ventilation grid	26–28
Brackets	147–149

C	Page
Cable feed-throughs	142
Caulking set	150
Cleaning agents	150–151
COMPAIR Control®	24
COMPAIR®	9–104
COMPAIR® Tower	31
Connecting cables	140
Connection material	145–154
Connection profiles	146
Corner valves	127

E	Page
E-Jal 150 wall conduct	55
E-Jal Col® 125	75
Electrical accessories	133–144
Energy Box	134–135
Energy distributor	141
Evoline® plug connector	137
Faucet connection	121–132

F	Page
Flat plug	138
Flex-Frame®	125–126
flow 125	65–80
flow 150	43–64
flow Star GTS 125	76–77
flow Star GTS 150	56–57

G	Page
GREENflow filterbox sets	25
GREENflow®	21–23

H	Page
Heat protection plate	146
Hose clip	104
Hoses	102–103
HT pipes	118–119

I	Page
Installation glue	150
Installation sets	110–114

K	Page
Kickspace	160–163
Kitchen connection box	136
Kitchen technology	159–168

L	Page
Lubricant	120

M	Page
MONTEC®	109–154

N	Page
Norm 100	89–94

O	Page
Odour traps	114–117

P	Page
P-E-Jal Col 150	18
P-Turbo 150	17
Perforated tape	149
Preso ventilation grid	29–30
PRIME flow 150	9–32

R	Page
Roof hoods	60
Rubber nipple	118

S	Page
Silencers	99
Silicon	150
Sink connection	109–120
Soundproofing	152–153
Stainless steel hoses	122
STEEL flow 150	33–42
Stove connecting boxes	141
Switches	143

T	Page
TECFUNCTION	159–168
THERMOBOX 150	54–55
Top 125	81–88

V	Page
Ventilation duct casing	101

W	Page
Wago clamps	141–142
Water Box	123–124
Window contact switch	96–98

# Keyword index INTERIEUR

A	Page
Adjustable stools	9–18
Aiden 1R	63
Aron R stool	15

B	Page
Barile 1WS chair	46
Barile 2K stool	25
Barile 2WS stool	26
Bella R stool	14
Borsa 1K chair	44
Borsa 2K stool	24
Bringo 2K stool	21
Bruck 1K chair	41
Buccia 1K chair	42
Buccia 2K stool	22
Buono K stool	10

C	Page
Cara 1R	61
Chairs	37–68

D	Page
Daimo 1K chair	40
Daimo 2K stool	20
Diam 1E chair	59

E	Page
Eda 2R stool	33
Ella WS chair	52
Essere frame	72–73

F	Page
Felice 1WS chair	47
Felice 2K stool	27
Felice 2WS stool	28

G	Page
Gliera frames	78–82

I	Page
Interiors	9–100

K	Page
Kyra 1R	60

L	Page
Lea 1K chair	54
Lea 2K stool	31
Lera 1 V chair	57
Level K stool	11
Level WS stool	12
Lex E stool	13
Lino 1K chair	48
Lino 1WS chair	49
Lino 2K stool	29
Lino 2WS stool	30
Livia frames	83–85

M	Page
Maya 1R	62
Rica K chair	51
Rocco 1R	64
Rocco R stool	16
Rowa 1 V chair	58

S	Page
Sera 1 V chair	56
Sera V stool	17
Skid frames	65–67
Step 1 V chair	55
Step 2 V stool	32
Stools	19–36

T	Page
Table/bench frames	87–100
Tables and frames	69–100
TABLON®	9–100
Tavolo frame	74
Thalea U frame	86
Tina K chair	53
Trill 1 chair	66
Trill 1A chair	67
Trill 2 stool	35
Trill 3 stool	36

V	Page
Vive WS chair	50

X	Page
Xtreme frame	86

Z	Page
Zesen 1K chair	43
Zesen 2K stool	23

# Contents by numbers BASICS

## 1010046 to 1014055

Order no.	Page	Sales price in € excl. VAT
1010046	30	31.51
1010047	30	50.34
1010048	30	33.19
1010050	30	76.22
1013041	13-15, 17-23, 40, 55	63.53
1013042	18	200.00
1013043	14-15, 17-23	178.99
1013044	14-15, 17-23	199.16
1013045	14-15, 17-23	115.13
1013048	16, 23	27.98
1013057	30	94.96
1013058	13, 23, 40, 55	105.88
1013059	21-22	99.16
1013112	15	678.15
1013113	14	576.47
1013114	15	618.49
1013120	18	795.80
1013121	18	795.80
1013122	18	409.24
1013123	17	393.28
1013124	17	377.31
1013125	16	356.30
1013126	17	399.16
1013140	21	331.93
1013141	22	344.54
1013142	22	368.07
1013143	22	373.95
1013144	19	440.34
1013145	20	478.99
1014013	26	96.64
1014014	25-26	134.45
1014020	25	270.59
1014021	26	270.59
1014022	26	413.45
1014023	26	346.22
1014024	25-26	138.66
1014040	24	798.32
1014041	24	798.32
1014042	24	180.67
1014043	24	121.85
1014044	30	105.88
1014045	30	94.96
1014046	17-18	56.30
1014047	21-22	51.51
1014055	13	190.76

## 1014056 to 1091005

Order no.	Page	Sales price in € excl. VAT
1014056	13	210.08
1014090	30	51.60
1014091	30	71.18
1015013	27-28	121.01
1015040	27	256.30
1015041	28	195.80
1015042	28	265.55
1016041	30	22.94
1016042	29	125.00
1016056	29	188.24
1016057	29	173.95
1016058	29-30	13.28
1016108	30	167.23
1041001	13	1029.16
1041002	12	1014.10
1041050	25	405.59
1041051	26	405.59
1041052	26	539.38
1041053	26	531.41
1041062	28	328.56
1041063	28	396.56
1041064	27	386.55
1041113	21	502.84
1041114	22	515.36
1041115	22	536.00
1041116	22	540.43
1041126	24	967.19
1041127	24	967.19
1041130	14	772.70
1041131	15	814.29
1041132	15	868.95
1041133	17	593.89
1041134	17	612.62
1041135	17	619.97
1041141	18	629.90
1041144	18	1013.22
1041145	18	1013.22
1041146	19	615.05
1041147	20	625.92
1051017	139-140	5.63
1091001	33	924.37
1091002	33	924.37
1091003	33	924.37
1091004	33	924.37
1091005	33	924.37

# Contents by numbers BASICS

## 1091011 to 1091102

Order no.	Page	Sales price in € excl. VAT
1091011	34	1004.20
1091012	34	1004.20
1091013	34	1004.20
1091014	34	1004.20
1091015	34	1004.20
1091021	35	1138.66
1091022	35	1138.66
1091023	35	1138.66
1091024	35	1138.66
1091025	35	1138.66
1091027	40	63.87
1091030	40	32.77
1091031	40	34.87
1091032	40	71.85
1091033	40	71.85
1091034	40	71.85
1091035	40	71.85
1091036	40	54.62
1091037	40	63.87
1091038	33-34, 36-40	180.67
1091039	33-34, 36-40	167.23
1091040	40	71.85
1091041	36	895.80
1091042	36	895.80
1091043	36	895.80
1091044	36	895.80
1091045	36	895.80
1091046	37	983.19
1091047	37	983.19
1091048	37	983.19
1091049	37	983.19
1091050	37	983.19
1091051	38	1046.22
1091052	38	1046.22
1091053	38	1046.22
1091054	38	1046.22
1091055	38	1046.22
1091056	39	1147.06
1091057	39	1147.06
1091058	39	1147.06
1091059	39	1147.06
1091060	39	1147.06
1091100	43	890.76
1091101	43	970.59
1091102	43	970.59

## 1091110 to 1106036

Order no.	Page	Sales price in € excl. VAT
1091110	44	1099.16
1091111	44	1239.50
1091112	44	1239.50
1094020	41	934.45
1094051	41	1613.45
1094063	41	176.47
1094064	41	184.87
1094067	41	1613.45
1094069	41	934.45
1100003	55	32.35
1100401	47-54	239.33
1100402	47-54	239.33
1100403	47-54	239.33
1100405	47-54	239.33
1100406	47-54	239.33
1100407	47-54	239.33
1100411	47-54	278.40
1100412	47-54	278.40
1100413	47-54	278.40
1100415	47-54	278.40
1100416	47-54	278.40
1100417	47-54	278.40
1106001	47	327.73
1106002	47	327.73
1106003	47	327.73
1106005	47	327.73
1106006	47	327.73
1106007	47	327.73
1106011	49	378.15
1106012	49	378.15
1106013	49	378.15
1106015	49	378.15
1106016	49	378.15
1106017	49	378.15
1106021	53	339.50
1106022	53	339.50
1106023	53	339.50
1106025	53	339.50
1106026	53	339.50
1106027	53	339.50
1106031	48	369.75
1106032	48	369.75
1106033	48	369.75
1106035	48	369.75
1106036	48	369.75

# Contents by numbers BASICS

## 1106037 to 1111046

Order no.	Page	Sales price in € excl. VAT
1106037	48	369.75
1106041	51	310.92
1106042	51	310.92
1106043	51	310.92
1106045	51	310.92
1106046	51	310.92
1106047	51	310.92
1106051	47-51, 55	121.85
1106052	49	116.81
1106061	55	61.60
1106062	55	57.56
1106063	55	48.57
1106064	55	48.57
1106065	55	15.21
1106066	55	57.14
1106071	54	346.22
1106072	54	346.22
1106073	54	346.22
1106075	54	346.22
1106076	54	346.22
1106077	54	346.22
1106081	50	289.92
1106082	50	289.92
1106083	50	289.92
1106085	50	289.92
1106086	50	289.92
1106087	50	289.92
1106111	52	289.92
1106112	52	289.92
1106113	52	289.92
1106114	52	289.92
1106115	52	289.92
1106116	52	289.92
1110003	517	9.33
1111030	532	845.38
1111031	533	724.37
1111032	533	724.37
1111033	518	266.39
1111034	518	351.01
1111036	517	152.94
1111037	517	185.46
1111043	533	726.89
1111044	532	760.50
1111045	535	428.57
1111046	533	44.71

## 1111051 to 3011080

Order no.	Page	Sales price in € excl. VAT
1111051	532	636.13
1111054	534	256.30
1111057	533	47.82
1111058	532-534	82.18
1111062	532	636.13
1111067	532	97.48
1111068	533	49.66
1111069	533	53.70
1111070	533	57.48
1111071	533	86.55
1111077	533	88.24
1111078	533	96.64
1111084	533	110.92
1111090	535	668.07
3010001	451	43.61
3010002	451	42.86
3010004	451	50.76
3010011	451	52.35
3010017	451	56.39
3010019	451	82.27
3010020	451	89.92
3010021	451	92.44
3010022	451	53.87
3010023	451	57.82
3010024	451	63.28
3010025	451	78.15
3010036	451	57.82
3010037	451	61.60
3011003	455	127.73
3011006	452	75.13
3011007	455	141.18
3011010	455	176.47
3011013	451	68.49
3011023	451	110.92
3011024	452	119.33
3011038	451	75.38
3011039	452	79.41
3011050	453	55.13
3011051	453	63.87
3011052	453	56.81
3011053	453	66.89
3011054	453	58.15
3011055	453	69.08
3011072	454	58.32
3011080	453	81.43



# Contents by numbers BASICS

## 3011081 to 3021014

Order no.	Page	Sales price in € excl. VAT
3011081	453	98.32
3011082	453	79.75
3011083	453	97.48
3011084	454	195.80
3011085	454	222.69
3011088	452	54.45
3011090	453	43.87
3011091	453	45.88
3011092	453	56.47
3011093	454	115.97
3011094	454	77.31
3011095	454	126.05
3011096	454	83.95
3011097	454	142.02
3011098	454	86.55
3012001	451	31.01
3012002	451	38.32
3012005	571	176.47
3012012	571	281.51
3013010	455	105.97
3013012	455	128.49
3013013	455	149.16
3013024	467	127.56
3013025	455	229.35
3013027	455	260.14
3013028	455	282.95
3013029	455	289.86
3013040	458	114.96
3013041	458	116.81
3013042	463	122.18
3013043	463	123.95
3013044	456	224.54
3013047	458	21.85
3013048	458	25.38
3013064	458	51.26
3013065	458	55.71
3013073	456	256.05
3013110	455	113.19
3013112	455	134.71
3013113	455	157.23
3013164	458	53.78
3013165	458	58.66
3021009	669	66.47
3021013	669	42.52
3021014	470, 618, 669	45.71

## 3021022 to 3021183

Order no.	Page	Sales price in € excl. VAT
3021022	667	88.24
3021023	667	113.19
3021026	470, 618, 669	67.14
3021032	666	63.87
3021035	666	50.17
3021053	469	57.73
3021055	469	72.61
3021056	456, 463-465	52.18
3021063	464	140.17
3021066	464	157.23
3021072	463	103.28
3021073	463	111.43
3021074	463	140.17
3021075	463	128.49
3021076	463	130.25
3021078	666	74.20
3021079	463	105.97
3021082	469	71.34
3021083	465	152.69
3021084	465	157.23
3021085	469	35.29
3021086	469	38.15
3021087	469	51.09
3021088	469	54.29
3021089	464	110.50
3021090	668	35.38
3021091	668	35.38
3021092	666	58.66
3021093	469	110.92
3021094	469	121.01
3021095	469	136.97
3021097	464	141.93
3021113	669	62.69
3021114	470, 618, 669	69.83
3021124	470, 618, 669	74.20
3021125	470, 618, 669	113.61
3021126	470, 618, 669	98.91
3021132	470, 618	75.21
3021134	470, 618	75.21
3021176	460-461	46.64
3021177	460	56.89
3021178	460	58.15
3021180	468	74.20
3021181	468	85.38
3021183	468	52.02

# Contents by numbers BASICS

## 3021184 to 5011058

Order no.	Page	Sales price in € excl. VAT
3021184	468	56.97
3021185	468	54.45
3021186	468	60.17
3021190	466	105.97
3021191	461	73.36
3021192	461	84.96
3021193	466	122.18
3023007	465	59.50
3023015	462	589.92
3023022	465	113.19
3023023	465	118.57
3023026	466	49.08
3023027	466	53.78
3023028	465	111.43
3023029	466	46.13
3023030	465	109.58
3023031	465	111.43
3023032	465	116.81
3023033	466	45.55
3023034	466	48.40
3023035	466	53.03
3023040	467	157.23
3023041	468	266.81
3023044	467	150.00
3023045	467	266.81
3023046	467	145.55
3023047	467	258.74
3023050	464	133.61
3051037	453	114.29
5010178	77, 80, 82	10.17
5010179	77, 80, 82	15.29
5010180	77	19.08
5010181	77	26.72
5010196	78, 81	10.08
5010197	78, 81	15.38
5010198	78	18.91
5010199	78	26.64
5010202	80, 82	18.91
5010203	81	18.91
5011007	91	94.12
5011053	92	104.20
5011054	92	125.21
5011055	92	171.43
5011057	92	156.30
5011058	88	189.08

## 5011059 to 5011259

Order no.	Page	Sales price in € excl. VAT
5011059	88	166.39
5011060	25-28, 88	141.18
5011061	88	163.87
5011062	88	164.71
5011063	88	183.19
5011064	26, 89	193.28
5011065	89	221.85
5011066	89	236.97
5011067	89	264.71
5011068	90	157.14
5011069	90	176.47
5011070	90	184.03
5011071	90	199.16
5011076	91	178.99
5011079	90	134.45
5011084	117	136.13
5011086	117	167.23
5011087	89	215.13
5011088	89	242.86
5011089	88	190.76
5011090	89	289.92
5011094	89	276.47
5011095	117	198.74
5011096	89	223.53
5011227	84	474.03
5011228	84	593.28
5011229	84	593.53
5011230	83	106.13
5011231	83	163.61
5011232	84	163.61
5011233	84	213.19
5011234	84	213.19
5011235	84	278.66
5011236	84	330.92
5011237	84	330.92
5011238	84	158.24
5011250	19-22, 24, 77	174.71
5011251	77	251.85
5011252	33, 35, 78	230.50
5011253	78	340.50
5011254	77	242.86
5011255	77	251.85
5011257	77	205.71
5011258	77	286.39
5011259	77	278.49

# Contents by numbers BASICS

## 5011260 to 5011315

Order no.	Page	Sales price in € excl. VAT
5011260	77	286.39
5011262	78	332.44
5011263	78	342.27
5011265	78	278.49
5011266	78	386.47
5011267	78	376.81
5011268	78	386.47
5011270	77	389.16
5011271	78	452.18
5011275	85	651.09
5011276	85	581.85
5011279	87	437.06
5011280	87	386.64
5011281	87	319.16
5011282	86	345.46
5011283	86	416.30
5011285	114	241.85
5011286	114	320.08
5011287	114	286.05
5011288	114	364.12
5011289	115	229.24
5011290	115	311.18
5011291	115	277.06
5011292	115	356.05
5011293	116	268.74
5011294	116	357.90
5011295	116	287.90
5011296	116	373.19
5011297	114	302.69
5011298	114	406.97
5011300	80	217.73
5011301	80	260.84
5011302	80	286.05
5011303	80	314.71
5011304	80	287.65
5011306	80	357.82
5011307	80	386.55
5011308	17-18, 38-39, 80	230.25
5011309	80	275.13
5011310	80	296.81
5011311	80	330.00
5011312	81	275.13
5011313	81	321.01
5011314	81	344.29
5011315	81	374.12

## 5011320 to 5023084

Order no.	Page	Sales price in € excl. VAT
5011320	14-15, 36-37, 82	204.03
5011321	82	258.07
5011322	82	272.35
5011323	82	338.15
5011324	82	272.52
5011325	82	355.21
5011326	82	262.69
5011327	82	311.18
5011328	82	349.83
5011330	78	238.99
5011331	78	339.58
5011332	78	310.84
5011333	78	280.25
5011334	78	379.08
5011335	78	350.34
5011336	79	287.48
5011337	79	358.40
5011338	79	388.07
5011340	79	323.36
5011341	79	425.80
5011342	79	442.02
5021300	73	203.36
5021301	73	290.76
5021302	73	283.19
5021303	73	276.47
5021304	73	388.24
5021305	73	386.55
5021306	73	203.36
5021307	73	274.79
5021308	73	270.59
5021313	74	120.17
5021314	74	184.03
5023007	111	344.54
5023008	111	415.97
5023009	111	490.76
5023010	111	536.13
5023012	111	623.53
5023034	111	540.34
5023035	111	649.58
5023036	111	777.31
5023076	103	232.77
5023079	110	448.74
5023080	119	257.98
5023082	119	246.22
5023084	110	212.61

# Contents by numbers BASICS

## 5023085 to 5024154

Order no.	Page	Sales price in € excl. VAT
5023085	110	260.50
5023086	110	258.82
5023087	110	352.94
5023088	110	359.66
5023101	119	235.29
5023102	119	172.27
5023124	107	326.05
5023125	34, 107	473.11
5023126	107	355.46
5023127	107	519.33
5023128	105	890.76
5023129	105	972.27
5023130	109	249.58
5023131	109	368.07
5023134	104	352.94
5023135	104	419.33
5023136	104	451.26
5023137	104	517.65
5023138	109	309.24
5023139	109	448.74
5023140	106	1668.07
5023141	106	2092.44
5023220	108	249.58
5024029	118	289.92
5024071	118	288.24
5024077	118	178.15
5024078	118	235.29
5024079	118	215.97
5024116	96	245.38
5024118	96	378.15
5024119	96	293.28
5024120	96	344.54
5024121	96	392.44
5024122	96	468.07
5024123	95	268.91
5024124	95	335.29
5024125	95	319.33
5024126	95	428.57
5024127	95	386.55
5024128	95	498.32
5024150	98	117.65
5024151	98	145.38
5024152	98	210.08
5024153	98	260.50
5024154	98	176.47

## 5024155 to 6011043

Order no.	Page	Sales price in € excl. VAT
5024155	98	195.80
5024160	97	152.94
5024161	97	172.27
5024162	97	216.81
5024163	97	262.18
5024164	97	181.51
5024165	97	204.20
5024166	97	190.76
5024170	99	289.08
5024171	99	462.18
5024172	99	462.18
5024173	99	462.18
5024174	99	462.18
5024175	100	319.33
5024176	100	499.16
5024177	100	499.16
5024178	100	499.16
5024179	100	499.16
5024180	99	499.16
5024181	99	798.32
5024182	99	798.32
5024183	99	798.32
5024184	99	798.32
5024185	100	549.58
5024186	100	964.71
5024187	100	964.71
5024188	100	964.71
5024189	100	964.71
5024191	99	337.82
5024192	100	369.75
5025001	69	284.87
5025002	69	327.73
5025003	69	388.24
5025004	69	444.54
5025005	69	259.66
5025006	69	298.32
5025007	69	344.54
5025008	69	396.64
5025009	70	259.66
5025010	70	298.32
5025011	70	344.54
5025012	70	396.64
5031005	92, 98, 111	28.99
6011041	124	226.89
6011043	125	365.55

# Contents by numbers BASICS

## 6011044 to 7053077

Order no.	Page	Sales price in € excl. VAT
6011044	123	224.37
6011045	123–125	59.92
6012007	122	977.38
7011134	416, 433	24.20
7031092	399	31.93
7031220	412	86.55
7033072	417	56.47
7033073	417	63.78
7051026	398	109.24
7051089	399	102.35
7051097	399	56.22
7053001	409	124.29
7053002	409	139.75
7053004	411	127.06
7053005	411	140.67
7053021	434	126.05
7053024	437	73.46
7053025	434	150.42
7053030	422	155.46
7053040	410	107.56
7053041	410	109.24
7053042	410	130.25
7053043	410	113.45
7053044	413	100.84
7053045	408	128.57
7053047	413	149.58
7053048	413	113.45
7053049	408	149.58
7053053	423, 432	48.11
7053056	407	159.92
7053057	406	130.67
7053058	406	173.61
7053059	434	152.94
7053060	422	163.03
7053062	409	191.85
7053064	422	180.67
7053065	422	155.46
7053066	423	245.38
7053067	440	109.24
7053068	439	178.15
7053069	439	208.40
7053074	440	72.69
7053075	434	157.98
7053076	434	157.98
7053077	439	208.40

## 7053078 to 7053168

Order no.	Page	Sales price in € excl. VAT
7053078	439	208.40
7053079	439	247.90
7053080	439	247.90
7053081	440	110.92
7053082	440	110.92
7053083	439	205.88
7053084	439	235.29
7053085	434	157.14
7053086	434	157.14
7053087	440	73.11
7053088	440	72.52
7053090	411	125.21
7053091	411	138.66
7053092	411	134.45
7053093	409	122.69
7053094	409	139.50
7053095	410	137.82
7053096	399	28.82
7053098	399	28.82
7053110	440	23.78
7053111	440	14.37
7053112	440	14.37
7053113	412	105.04
7053114	412	107.56
7053115	413	102.52
7053123	407	157.14
7053124	407	157.14
7053127	406	173.61
7053128	406	130.67
7053129	407	159.92
7053138	413	68.07
7053139	413	68.07
7053140	410	109.24
7053141	410	114.29
7053143	410	117.65
7053148	438	155.29
7053149	438	79.41
7053153	440	42.65
7053158	421	65.05
7053159	442	41.72
7053160	443	178.15
7053161	443	178.15
7053164	443	152.94
7053165	443	152.94
7053168	425	50.17

# Contents by numbers BASICS

## 7053170 to 7054004

Order no.	Page	Sales price in € excl. VAT
7053170	434	178.99
7053171	434	203.36
7053172	434	203.36
7053173	434	178.99
7053174	434	203.36
7053175	434	203.36
7053180	441	78.57
7053181	441	86.47
7053182	441	141.60
7053183	441	153.19
7053187	441	19.08
7053188	441	11.01
7053189	434	184.03
7053190	435	210.08
7053191	435	210.08
7053192	435	330.25
7053193	435	330.25
7053194	435	277.31
7053195	435	277.31
7053196	435	397.48
7053197	435	397.48
7053198	424	121.85
7053199	424	130.25
7053201	424	190.76
7053202	424	190.42
7053235	408	130.25
7053236	408	151.26
7053237	409	125.21
7053238	410	142.02
7053239	408	195.63
7053240	408	199.83
7053241	409	190.34
7053242	409	194.54
7053243	411	188.66
7053244	411	192.02
7053245	411	134.03
7053246	411	153.78
7053247	412	240.34
7053248	412	240.34
7053249	412	314.29
7053250	412	314.29
7054001	436	159.66
7054002	436	213.45
7054003	436	159.66
7054004	436	213.45

## 7054005 to 7061176

Order no.	Page	Sales price in € excl. VAT
7054005	436	176.47
7054006	436	229.41
7054007	436	229.41
7054008	436	176.47
7060104	369	226.39
7060105	287, 370	271.26
7061025	327-328, 341, 351, 395-396	44.45
7061026	309, 348-349, 369, 375, 396	64.29
7061039	281, 352	167.98
7061044	349	165.29
7061046	321	13.28
7061049	271-278, 280-282, 285-290, 294, 297-298, 303-308, 310-311, 313, 316-320, 326, 328-329, 335, 337, 344, 348-350, 352, 354, 356, 364, 368-371, 373, 394-396, 619-620, 654, 664	4.03
7061076	398	82.10
7061078	368-369	75.29
7061079	278, 335	25.21
7061088	278, 335	30.92
7061119	342	355.71
7061130	290, 396	161.68
7061131	308, 310, 326, 328-329, 350, 394	56.89
7061139	396	190.42
7061140	272, 308	93.45
7061141	308	278.49
7061142	308	370.08
7061143	308	549.75
7061168	284, 341, 343	3.87
7061169	310	45.21
7061170	310	50.50
7061171	310	181.43
7061172	310	229.08
7061173	340	158.99
7061175	284, 341, 343	8.07
7061176	341	105.97

# Contents by numbers BASICS

## 7061179 to 7061276

Order no.	Page	Sales price in € excl. VAT
7061179	284, 341, 343	1.68
7061183	284, 342	21.34
7061184	287, 370	271.26
7061196	369	226.39
7061197	282, 356	161.68
7061198	282, 356	2.61
7061199	282, 356	2.61
7061200	282, 356	3.36
7061207	280, 354, 619	260.50
7061208	280, 354, 620	11.60
7061209	280, 354, 619	265.04
7061219	368	359.08
7061220	280, 354, 620	11.60
7061223	288, 371	266.81
7061224	288, 371	266.81
7061228	368, 395	43.11
7061231	270	2.77
7061234	375	116.81
7061235	375	148.24
7061236	375	194.96
7061237	375	203.03
7061238	375	230.84
7061240	289, 373	278.49
7061241	289, 373	278.49
7061244	270, 312, 336, 345, 351, 353, 355, 357, 620	6.97 6.97
7061245	286, 350	32.27
7061246	285, 344	157.23
7061247	350	188.66
7061248	350	282.94
7061257	348	138.32
7061258	285, 344, 348	9.08
7061271	268, 311, 334-335, 338, 343, 345, 352, 355, 357, 370, 372, 374, 620, 654, 661, 665	121.26 121.26 121.26 121.26 121.26
7061273	268, 311, 334-335, 338, 343, 345, 352, 355, 357, 370, 372, 374, 620, 654, 661, 665	152.69 152.69 152.69 152.69
7061275	270	57.23
7061276	268, 347, 665	72.77

## 7061277 to 7061308

Order no.	Page	Sales price in € excl. VAT
7061277	269	33.19
7061278	269	36.39
7061279	270, 312, 336, 654, 661	5.46
7061281	268, 311, 334-335, 338, 343, 345, 352, 355, 357, 370, 372, 374, 620, 654, 661, 665	156.30 156.30 156.30 156.30
7061283	268, 311, 334-335, 338, 343, 345, 352, 355, 357, 370, 372, 374, 620, 654, 661, 665	188.66 188.66 188.66 188.66
7061284	270, 312, 336, 654, 661, 665	3.28 3.28
7061285	268, 312, 334, 336, 338, 343, 345, 353, 355, 357, 370, 372, 374, 620, 654, 661, 665	53.61 53.61 53.61 53.61
7061286	268, 311, 334-335, 338, 343, 345, 352, 355, 357, 370, 372, 374, 620, 654, 661, 665	95.21 95.21 95.21 95.21
7061287	268, 311, 334-335, 338, 343, 345, 352, 355, 357, 370, 372, 374, 620, 654, 661, 665	127.56 127.56 127.56 127.56
7061288	269	196.72
7061294	288, 371	166.22
7061295	288, 371	166.22
7061296	289, 373	173.36
7061297	289, 373	173.36
7061298	282, 356	121.26
7061300	281-282, 352, 356, 654	98.82
7061301	368	170.84
7061302	349	88.32
7061303	369	94.37
7061304	287, 370	116.81
7061305	280, 354, 619	98.82
7061306	288, 371	95.21
7061307	289, 373	95.21
7061308	288, 371	80.76

# Contents by numbers BASICS

## 7061309 to 7062198

Order no.	Page	Sales price in € excl. VAT
7061309	288, 371	80.76
7061310	288, 371	105.97
7061311	288, 371	105.97
7061312	288, 371	129.33
7061313	288, 371	129.33
7061314	282, 356, 654	68.49
7061320	276, 329	33.70
7061321	276, 329	33.70
7061322	276, 319, 329	4.12
7061323	276, 320, 329	4.12
7061324	319	31.76
7061325	320	31.76
7061326	319	91.60
7061327	320	91.60
7061328	319	127.56
7061329	320	127.56
7061330	319	193.11
7061331	320	193.11
7061332	275, 328	34.03
7061333	275, 328	34.03
7061334	277, 326, 394	59.16
7061360	346	17.65
7061361	346	83.19
7061362	346	117.65
7061363	346	141.18
7061364	347	66.39
7061365	347	10.50
7061366	347	5.21
7061367	347	6.30
7061368	340	15.04
7061369	340	112.61
7062047	391	88.91
7062048	391	133.87
7062049	392	57.48
7062065	332	201.01
7062066	332	222.02
7062067	332	250.84
7062068	332	299.75
7062091	269, 398	54.37
7062094	317, 399	78.49
7062189	302, 317–318	42.44
7062195	332	217.65
7062196	332	238.57
7062197	332	270.92
7062198	332	321.60

## 7062200 to 7062302

Order no.	Page	Sales price in € excl. VAT
7062200	305	50.50
7062201	305	57.06
7062202	305	140.17
7062203	305	173.36
7062205	305	266.81
7062206	273, 311	55.21
7062210	305	41.60
7062211	317, 364	38.49
7062218	318, 365	51.93
7062249	376	9.92
7062250	296, 299–302, 322, 325, 360–362, 393	61.43 61.43
7062251	325, 360–362	79.50
7062252	296, 299–302, 322–324, 360–362	4.71 4.71
7062253	376	77.56
7062254	376	87.06
7062255	376	116.22
7062256	376	139.83
7062257	377	7.14
7062258	377	8.15
7062259	377	8.82
7062269	376	9.92
7062280	364	76.22
7062281	364	84.03
7062282	364	96.13
7062283	364	103.11
7062284	364	110.08
7062285	364	117.14
7062286	364	45.80
7062287	364	54.45
7062288	364	68.40
7062289	364	72.27
7062290	364	81.09
7062291	364	93.53
7062293	376	85.21
7062294	376	96.13
7062295	376	127.56
7062296	376	154.71
7062297	377	7.14
7062298	377	8.15
7062299	377	8.82
7062300	298	55.04
7062301	298	67.73
7062302	298	152.69



# Contents by numbers BASICS

## 7062303 to 7062366

Order no.	Page	Sales price in € excl. VAT
7062303	298	185.97
7062305	298	287.48
7062309	298, 303–304, 306–307, 313, 319–320, 330	46.30 46.30 46.30
7062310	298	55.04
7062311	298	67.73
7062312	298	152.69
7062313	298	185.97
7062315	298	287.48
7062320	274, 313	68.74
7062321	313	83.61
7062322	313	177.90
7062323	313	232.69
7062325	313	332.35
7062330	274, 313	68.74
7062331	313	83.61
7062332	313	177.90
7062333	313	232.69
7062335	313	332.35
7062340	279, 333	242.52
7062341	279, 333	268.57
7062342	279, 333	274.87
7062343	279, 333	308.15
7062344	279, 333	346.72
7062345	279, 333	383.61
7062346	279, 333	413.19
7062347	279, 333	431.18
7062350	303	52.52
7062351	303	58.57
7062352	303	145.55
7062353	303	177.90
7062354	303	278.49
7062355	304	52.52
7062356	304	58.57
7062357	304	145.55
7062358	304	177.90
7062359	304	278.49
7062360	360	82.27
7062361	360	88.66
7062362	360	108.32
7062363	360	128.49
7062364	306	47.39
7062365	306	57.90
7062366	306	127.56

## 7062367 to 7063303

Order no.	Page	Sales price in € excl. VAT
7062367	306	157.23
7062368	306	232.69
7062371	362	112.77
7062372	362	139.83
7062373	362	164.29
7062375	362	107.48
7062376	362	130.25
7062377	362	153.78
7062380	303	52.52
7062381	303	58.57
7062382	303	145.55
7062383	303	177.90
7062384	303	278.49
7062385	304	52.52
7062386	304	58.57
7062387	304	145.55
7062388	304	177.90
7062389	304	278.49
7062390	294, 337, 664	278.49
7062391	294, 337, 664	393.45
7062392	294, 337, 664	465.29
7062393	294, 337, 664	262.35
7062394	294, 337, 664	362.02
7062395	294, 337, 664	453.61
7062411	361	82.27
7062412	361	88.66
7062413	361	108.32
7062414	361	128.49
7063041	395	76.97
7063042	395	76.97
7063200	316	38.67
7063201	316	40.53
7063202	317	34.54
7063212	316	103.11
7063213	316	144.20
7063215	316	223.70
7063263	316	138.07
7063265	316	214.96
7063268	316	97.90
7063276	318	40.00
7063299	317	33.53
7063300	302	248.74
7063301	296	325.21
7063302	296	115.13
7063303	296	66.39

# Contents by numbers BASICS

## 7063304 to 7063371

Order no.	Page	Sales price in € excl. VAT
7063304	302	55.46
7063314	299	48.32
7063315	299	99.16
7063316	299	169.75
7063317	299	210.08
7063319	299	305.04
7063333	300	58.82
7063334	300	109.24
7063335	300	181.51
7063336	300	227.31
7063337	300	333.61
7063338	301	58.82
7063339	301	109.24
7063340	301	181.51
7063341	301	227.31
7063342	301	333.61
7063343	299	48.32
7063344	299	99.16
7063345	299	169.75
7063346	299	210.08
7063347	299	305.04
7063348	300	58.82
7063349	300	109.24
7063350	300	181.51
7063351	300	227.31
7063352	300	333.61
7063353	301	58.82
7063354	301	109.24
7063355	301	181.51
7063356	301	227.31
7063357	301	333.61
7063358	319	31.76
7063359	320	31.76
7063360	319	91.60
7063361	320	91.60
7063362	319	127.56
7063363	320	127.56
7063364	319	193.11
7063365	320	193.11
7063366	322	47.06
7063367	322	100.84
7063368	323	65.55
7063369	324	126.05
7063370	324	101.68
7063371	324	111.76

## 7063372 to 7065006

Order no.	Page	Sales price in € excl. VAT
7063372	271, 307	61.34
7063374	393	73.95
7063375	393	125.21
7063376	307	77.31
7063377	307	177.31
7063378	307	239.50
7063379	307	362.18
7064125	363, 366	4.96
7064126	363, 366	5.80
7064127	363, 366	7.65
7064130	367	37.56
7064131	367	41.68
7064132	367	56.13
7064133	367	85.71
7064134	367	102.52
7064135	367	25.55
7064136	367	40.17
7064144	363	51.60
7064145	363	56.30
7064146	363	68.40
7064147	363	80.92
7064148	363	102.52
7064175	366	9.75
7064180	366	55.04
7064181	366	74.62
7064182	366	103.36
7064183	366	94.12
7064184	366	130.25
7064200	297	55.71
7064201	297	80.25
7064202	297	163.03
7064203	297	216.81
7064205	297	327.73
7064208	297	40.50
7064210	297	55.71
7064211	297	80.25
7064212	297	163.03
7064213	297	216.81
7064215	297	327.73
7065001	383	554.62
7065002	383	554.62
7065003	383	603.03
7065004	383	603.03
7065005	383	666.97
7065006	383	666.97

# Contents by numbers BASICS

## 7065011 to 8011027

Order no.	Page	Sales price in € excl. VAT
7065011	386	1196.89
7065012	387	1399.75
7065013	385	1196.89
7065026	388	1396.97
7065029	386	1217.90
7065030	387	1424.45
7065031	385	1251.76
7065032	384	603.03
7065033	384	626.81
7065036	389	255.80
7065037	389	292.35
7065038	389	255.80
7065039	389	292.35
7065040	291, 381	481.51
7065041	291, 381	513.87
7065042	291, 381	556.97
7065050	380	232.69
7065051	380	247.06
7065052	380	265.04
7065055	292, 382	415.97
7065056	292, 382	440.17
7065057	292, 382	458.15
7065058	292, 382	511.18
7065059	292, 382	549.75
7065060	292, 382	600.08
7065061	380	292.86
7065062	380	317.98
7065063	380	376.39
7065064	390	1131.85
7065065	390	1131.85
8010111	229	197.21
8010116	229	209.13
8010186	228	205.77
8010187	229	237.52
8011010	214	161.68
8011012	209	116.81
8011014	214	167.98
8011016	237–239	21.60
8011018	214	177.90
8011019	170	508.40
8011020	237	129.41
8011021	168	478.99
8011023	220	313.53
8011026	209	96.13
8011027	210	143.70

## 8011028 to 8011219

Order no.	Page	Sales price in € excl. VAT
8011028	213	176.05
8011030	237	155.46
8011031	243	127.56
8011032	243	167.98
8011034	220	211.09
8011042	219	164.37
8011044	214	167.98
8011049	169	537.82
8011053	168	138.32
8011054	169	478.99
8011055	169	357.14
8011058	211	121.26
8011059	243	206.64
8011066	170	37.39
8011067	218	154.54
8011070	170	122.69
8011080	242	127.56
8011084	202–203	37.82
8011085	238	138.32
8011087	238	150.92
8011088	239	160.84
8011111	213	138.32
8011112	209	151.85
8011113	212	178.74
8011115	212	175.21
8011116	213	151.85
8011134	228	75.46
8011136	228	75.46
8011157	222	194.96
8011158	222	194.96
8011161	225	371.01
8011162	225	381.76
8011163	226	397.06
8011175	226	19.83
8011177	235	16.39
8011178	135–137, 145, 173–178, 180–181, 235	7.39
8011188	211	136.55
8011195	212–213, 229	10.92
8011208	212	209.33
8011212	153	392.02
8011216	219	158.07
8011217	221	167.06
8011218	221	176.97
8011219	222	236.22

# Contents by numbers BASICS

## 8011222 to 8012301

Order no.	Page	Sales price in € excl. VAT
8011222	223	212.02
8011226	237	87.14
8011227	238	101.51
8011254	223	257.82
8011263	218	116.81
8011264	218	120.42
8011265	239	98.82
8011267	239	116.81
8011268	239	100.59
8011270	239	118.57
8011292	202	322.71
8011294	203	388.76
8011295	202	263.53
8011296	203	325.21
8011312	135–137, 143–145, 153, 198, 200, 479–482	14.79
8011450	206	88.07
8011451	206	102.44
8011452	207	105.97
8011453	207	125.80
8011454	208	114.96
8011455	208	123.11
8012001	217	20.92
8012031	244	1373.95
8012034	244	862.18
8012041	242	256.05
8012042	242	256.05
8012063	242	271.26
8012064	242	271.26
8012066	242	271.26
8012074	217	176.05
8012075	215	170.67
8012077	216	196.72
8012078	216	196.72
8012083	224	313.53
8012084	224	319.83
8012086	215	142.86
8012087	215	170.67
8012088	216	167.06
8012089	217	163.53
8012093	168	183.28
8012133	242	256.05
8012150	243	75.80
8012300	135	300.00
8012301	136	317.14

## 8012302 to 8012371

Order no.	Page	Sales price in € excl. VAT
8012302	136	325.21
8012303	136	325.21
8012304	137	325.21
8012305	137	326.05
8012306	151	341.34
8012307	151	348.57
8012308	152	346.72
8012309	152	19.83
8012310	135	300.00
8012311	150	338.66
8012313	135	304.56
8012314	136	329.80
8012315	137	340.84
8012316	137	365.63
8012317	137	368.06
8012338	186–187, 191–192, 198, 200, 479–482	5.97
8012339	189–190, 194–195, 197, 481	8.74
8012340	185, 188–190, 193–195	9.41
8012341	185–187, 191–192, 197–200, 480–482	8.74
8012342	185–187, 191–192, 199–200, 479–482	9.41
8012343	146, 149, 189–190, 194–195, 197, 481	16.39
8012344	146, 149, 188–190, 193–195	16.81
8012352	502	11.93
8012353	502	23.70
8012354	152	356.64
8012355	151	358.40
8012356	150	340.50
8012360	142, 148	222.77
8012361	142, 148	222.77
8012362	142, 145, 148	13.87
8012363	142, 145, 148	11.51
8012364	142, 145, 148	2.10
8012367	136–137, 143–146, 153, 158, 163	66.47
8012368	137, 143–144, 152, 158, 160	469.83
8012369	146–147, 149	472.52
8012370	143	512.36
8012371	143	512.36

# Contents by numbers BASICS

## 8012372 to 8012450

Order no.	Page	Sales price in € excl. VAT
8012372	143	524.78
8012373	143	523.32
8012374	144	524.12
8012375	144	541.07
8012376	144	547.21
8012377	144	565.49
8012378	201	287.48
8012381	162	408.74
8012382	162	411.43
8012384	163	453.61
8012386	164	366.55
8012387	164	375.46
8012388	165	415.04
8012389	165	415.04
8012391	165	467.14
8012400	146	317.14
8012401	146	326.86
8012402	146	325.21
8012403	146	335.18
8012405	157	340.50
8012406	158	377.31
8012407	197	149.22
8012408	197	154.29
8012409	197	164.87
8012410	198	171.64
8012411	198	184.66
8012412	198	155.38
8012417	198	212.94
8012420	199	218.33
8012424	200	249.09
8012425	200	263.67
8012426	199	234.69
8012427	200	294.09
8012428	200	307.22
8012438	186	262.97
8012439	186	276.83
8012440	185	260.49
8012441	186	304.05
8012442	187	314.29
8012443	159	344.03
8012444	159	344.03
8012445	160	344.03
8012446	160	388.07
8012448	185	273.95
8012450	188	142.86

## 8012451 to 8012535

Order no.	Page	Sales price in € excl. VAT
8012451	188	150.89
8012452	188	192.27
8012453	188	199.67
8012454	189	184.61
8012455	189	205.46
8012456	189	209.32
8012457	189	224.04
8012458	189	220.42
8012459	189	233.18
8012460	190	255.36
8012461	190	273.37
8012470	191	270.58
8012471	191	286.68
8012472	192	313.93
8012473	192	326.30
8012474	193	142.63
8012475	193	157.58
8012476	193	187.94
8012477	193	204.20
8012478	194	195.38
8012479	194	208.99
8012480	194	217.97
8012481	194	230.94
8012482	194	226.59
8012483	194	246.57
8012484	195	267.19
8012485	195	276.68
8012489	147	325.21
8012497	147	16.39
8012500	479	89.61
8012501	479	73.35
8012502	480	131.29
8012503	480	115.88
8012504	481	131.32
8012505	480	142.48
8012506	481	158.82
8012507	481	136.72
8012508	482	188.10
8012509	147	334.77
8012530	155, 525	57.06
8012531	155, 525	71.60
8012532	155, 525	118.57
8012533	155–156, 525–526	16.64
8012534	155–156, 525–526	5.21
8012535	155–156, 525–526	21.85

# Contents by numbers BASICS

## 8012540 to 8013348

Order no.	Page	Sales price in € excl. VAT
8012540	156, 526	57.06
8012541	156, 526	71.60
8012542	156, 526	118.57
8012550	145	435.71
8012551	145	242.52
8012552	145	447.12
8012800	149	506.17
8012801	149	515.97
8012802	149	524.69
8012803	149	536.55
8013002	236	63.28
8013004	236	72.10
8013170	234	208.40
8013171	234	208.40
8013172	235	211.30
8013173	234	211.30
8013200	233	121.85
8013201	233	121.85
8013202	233	131.67
8013300	135	300.00
8013301	136	317.14
8013302	136	325.21
8013303	136	325.21
8013304	137	325.21
8013305	137	326.05
8013308	152	346.72
8013309	152	19.83
8013310	135	300.00
8013312	135-137, 139-140, 143-145, 153, 173-178, 180-181, 479-482	14.79 14.79 14.79
8013313	135	304.56
8013314	136	329.80
8013315	137	340.84
8013316	137	365.63
8013317	137	368.06
8013338	173-181, 479-482	5.97
8013339	182, 481	8.74
8013341	174, 177, 179-180, 480-482	8.74 8.74
8013342	173-181, 479-482	9.41
8013343	146, 149, 481	16.39
8013344	146, 149, 182-183	16.81
8013347	140	498.33
8013348	140	498.33

## 8013352 to 8013411

Order no.	Page	Sales price in € excl. VAT
8013352	502	11.93
8013353	502	23.70
8013354	152	356.64
8013360	142, 148	222.77
8013361	142, 148	222.77
8013362	142, 145, 148	13.87
8013363	142, 145, 148	11.51
8013367	139-140	68.07
8013370	143	512.36
8013371	143	512.36
8013372	143	524.78
8013373	143	523.32
8013374	144	524.12
8013375	144	541.07
8013376	144	547.21
8013377	144	565.49
8013378	139	498.33
8013379	139	498.33
8013380	173	192.27
8013381	173	209.33
8013382	173	221.32
8013383	174	281.18
8013384	174	298.24
8013385	174	310.68
8013386	174	298.24
8013387	175	316.22
8013388	175	328.53
8013389	176	199.41
8013390	176	212.94
8013391	176	224.88
8013393	177	290.17
8013394	177	303.61
8013395	177	315.22
8013396	177	310.84
8013397	178	323.36
8013398	178	334.77
8013399	179	212.94
8013400	146	317.14
8013401	146	326.86
8013402	146	325.21
8013403	146	335.18
8013404	182	224.54
8013406	158	377.31
8013410	180	220.08
8013411	180	232.52

# Contents by numbers BASICS

## 8013412 to 8030102

Order no.	Page	Sales price in € excl. VAT
8013412	180	314.45
8013413	180	326.77
8013414	181	323.36
8013415	181	335.04
8013416	181	347.21
8013420	182	262.04
8013421	183	265.22
8013422	183	271.16
8013423	179	204.79
8013424	180	209.30
8013446	160	388.07
8013489	147	325.21
8013497	147, 182-183	16.39
8013500	479	89.61
8013501	479	73.35
8013502	480	131.29
8013503	480	115.88
8013504	481	131.32
8013505	480	142.48
8013506	481	158.82
8013507	481	136.72
8013508	482	188.10
8013509	147	334.77
8013550	145	435.71
8013551	145	242.52
8013552	145	447.12
8013800	149	506.17
8013801	149	515.97
8013802	149	524.69
8013803	149	536.55
8021012	540	45.80
8021020	541	80.76
8021026	541	11.68
8022005	540	40.50
8022016	540	178.15
8022017	540	196.64
8030002	501	37.65
8030007	501	45.46
8030008	501	14.29
8030009	501	14.29
8030010	501	15.55
8030011	501	18.07
8030012	501	21.76
8030101	547	25.55
8030102	547	25.55

## 8030103 to 8031164

Order no.	Page	Sales price in € excl. VAT
8030103	547	25.55
8031005	570	94.45
8031008	570	145.80
8031009	528	7.90
8031023	528	145.80
8031027	542	14.03
8031031	530	11.51
8031035	543	44.87
8031036	543	58.49
8031041	528	13.95
8031042	528	140.42
8031048	528	64.03
8031049	528	69.08
8031060	542	10.76
8031063	542	81.26
8031066	542	10.25
8031078	516	136.81
8031082	546	224.37
8031089	529	60.42
8031090	529	70.08
8031103	527	148.49
8031104	548	354.62
8031105	548	376.22
8031106	549	449.08
8031111	520	161.68
8031113	414	90.76
8031114	432	154.62
8031115	432	284.03
8031116	543	19.41
8031117	530	17.90
8031119	543	24.45
8031120	546	141.93
8031130	420	146.97
8031131	420	306.13
8031133	414	101.51
8031146	414	92.69
8031148	420	192.35
8031151	428	166.55
8031152	430	100.67
8031153	416	268.57
8031154	428	198.66
8031156	428	198.66
8031158	430	274.37
8031160	429	293.03
8031164	428	266.30

# Contents by numbers BASICS

## 8031165 to 8033052

Order no.	Page	Sales price in € excl. VAT
8031165	428	351.85
8031166	428	314.45
8031167	428	314.45
8031174	420	183.53
8031175	431	194.20
8031178	498	18.74
8031180	516	136.55
8031181	516	141.01
8031182	516	146.39
8031183	516	131.18
8031184	516	136.55
8031185	516	141.01
8031186	429	184.37
8031187	429	285.04
8031188	429	369.66
8031191	415, 534	64.03
8031192	415	243.40
8031193	415	184.80
8031194	519	414.29
8031195	519	414.29
8031196	520	466.39
8031197	520	466.39
8031218	572	163.03
8031219	572	127.73
8031220	573	326.05
8032005	529	52.02
8032008	529	65.97
8032009	529	41.43
8032010	529	69.41
8032013	529	69.41
8032014	529	70.08
8032015	528	50.76
8032016	528	57.48
8032017	528	29.83
8032018	529	73.70
8032019	529	8.32
8032023	529	41.43
8032201	503	8.32
8032203	503	10.34
8033005	530	24.71
8033027	530	27.39
8033028	530	29.41
8033050	530	14.03
8033051	530	16.30
8033052	530	15.29

## 80330538 to 8034124

Order no.	Page	Sales price in € excl. VAT
8033053	530	22.35
8033054	530	30.92
8033055	530	29.08
8033056	530	31.76
8033057	530	32.69
8033058	530	39.16
8033059	530	36.81
8033060	530	36.64
8033061	530	43.95
8033062	530	43.95
8034014	502	9.83
8034015	502	11.18
8034016	502	17.65
8034017	502	20.25
8034019	502	106.39
8034030	568	170.67
8034032	568	40.17
8034059	496	14.03
8034060	496	15.71
8034064	497	114.37
8034065	497	161.09
8034066	497	205.21
8034069	501	27.31
8034090	494	44.87
8034091	494	64.29
8034092	495	67.48
8034093	495	85.71
8034094	495	93.61
8034095	495	139.50
8034096	495	144.03
8034097	495	176.47
8034098	496	179.16
8034101	496	96.64
8034102	496	142.27
8034106	496	96.64
8034107	496	142.27
8034114	496	2.27
8034115	496	2.77
8034116	496	2.18
8034117	496	14.03
8034120	500	29.75
8034121	500	30.00
8034122	500	31.85
8034123	500	35.13
8034124	500	36.39



# Contents by numbers BASICS

## 8034125 to 8034266

Order no.	Page	Sales price in € excl. VAT
8034125	500	15.13
8034126	500	16.05
8034127	500	17.39
8034128	500	19.75
8034129	500	20.92
8034130	500	36.22
8034131	500	42.18
8034132	500	50.25
8034134	500	19.92
8034135	500	20.67
8034136	500	22.44
8034175	498	8.49
8034210	498	32.69
8034211	498	35.04
8034212	498	43.95
8034213	498	51.85
8034214	498	92.44
8034215	494	44.87
8034216	494	64.29
8034217	495	67.48
8034218	495	85.71
8034219	495	93.61
8034220	495	139.50
8034221	495	144.03
8034222	495	176.47
8034223	496	179.16
8034224	497	114.37
8034225	497	161.09
8034226	497	205.21
8034227	496	2.27
8034228	496	2.77
8034229	496	2.18
8034230	496	14.03
8034232	502	21.68
8034233	502	23.28
8034255	501	14.29
8034256	501	14.29
8034257	501	15.55
8034258	501	18.07
8034259	501	21.76
8034260	501	37.65
8034261	501	45.46
8034264	499	14.71
8034265	499	15.38
8034266	499	16.89

## 8034267 to 8035125

Order no.	Page	Sales price in € excl. VAT
8034267	499	19.16
8034268	499	24.03
8034269	499	29.24
8034270	499	41.68
8034271	499	48.49
8034272	499	52.94
8034274	499	16.47
8034275	499	17.23
8034276	499	18.49
8034277	499	21.93
8034278	499	41.01
8034279	499	47.39
8034280	499	55.71
8034281	499	70.00
8035010	527	232.69
8035020	490	48.07
8035021	490	92.44
8035022	490	35.63
8035023	490	70.76
8035024	491	92.44
8035025	491	54.45
8035026	491	51.26
8035027	491	34.20
8035028	491	2.86
8035029	492	150.42
8035030	492	95.80
8035031	493	47.90
8035032	493	66.81
8035033	490	23.53
8035034	493	47.90
8035035	492	40.59
8035038	491	39.92
8035039	492-493	10.76
8035040	492-493	20.00
8035041	490	69.92
8035042	490	94.96
8035050	489	248.59
8035051	489	370.05
8035052	489	391.52
8035120	490	48.07
8035121	490	92.44
8035122	490	35.63
8035123	490	70.76
8035124	491	92.44
8035125	491	54.45

# Contents by numbers BASICS

## 8035122 to 8037036

Order no.	Page	Sales price in € excl. VAT
8035122	491	51.26
8035127	491	34.20
8035129	492	150.42
8035130	492	95.80
8035131	493	47.90
8035132	493	66.81
8035138	491	39.92
8035141	490	69.92
8035142	490	94.96
8035150	489	248.59
8035151	489	370.05
8035152	489	391.52
8035200	562	84.29
8035209	562	130.25
8035211	521, 562	397.98
8035213	521, 563	456.39
8035214	563	211.09
8035215	562	29.50
8035216	561	265.88
8035217	561	107.82
8035218	561	160.84
8035219	562	81.18
8035220	562	161.68
8037001	513	149.16
8037002	513	165.29
8037003	514	158.99
8037007	515	149.16
8037008	554	220.08
8037009	554	240.76
8037010	515, 554	118.57
8037014	555	173.36
8037015	556	170.67
8037016	556	185.04
8037017	556	199.41
8037018	556	208.40
8037019	556	60.08
8037020	556	239.83
8037021	556	79.33
8037022	556	312.61
8037035	556	617.14
8037036	557	173.36
8037043	557	199.41
8037044	557	200.34
8037047	557	200.34
8037036	557	205.71

## 8037043 to 8037149

Order no.	Page	Sales price in € excl. VAT
8037043	558	96.13
8037052	558	377.31
8037053	558	98.82
8037054	558	395.29
8037073	510	406.97
8037074	510	406.97
8037075	510	415.04
8037076	510	415.04
8037077	511	323.36
8037078	511	340.50
8037098	508	436.55
8037099	509	56.39
8037100	509	206.64
8037101	509	206.64
8037102	509	220.08
8037103	509	220.08
8037104	509	229.08
8037105	509	229.08
8037114	512	494.03
8037122	512	475.21
8037128	509	22.10
8037130	508	436.55
8037131	509	206.64
8037132	509	206.64
8037133	509	220.08
8037134	509	220.08
8037135	509	229.08
8037136	510	406.97
8037137	510	406.97
8037138	510	415.04
8037139	510	415.04
8037140	511	323.36
8037141	511	340.50
8037142	512	494.03
8037143	512	475.21
8037144	513	149.16
8037145	513	165.29
8037146	514	158.99
8037147	515	149.16
8037148	515, 554	118.57
8037149	554	220.08
8037150	554	240.76
8037152	555	173.36
8037153	556	170.67
8037149	556	185.04

# Contents by numbers BASICS

## 8037150 to 8041226

Order no.	Page	Sales price in € excl. VAT
8037150	556	199.41
8037156	556	208.40
8037157	556	60.08
8037158	556	239.83
8037159	556	79.33
8037160	556	312.61
8037161	557	173.36
8037162	557	199.41
8037163	557	200.34
8037164	557	200.34
8037165	557	205.71
8037166	558	96.13
8037167	558	377.31
8037168	558	98.82
8037169	558	395.29
8037170	509	229.08
8037171	506	277.31
8037172	506	279.83
8037173	506	281.51
8037174	506	283.19
8037175	506	35.29
8037176	507	172.27
8037177	507	172.27
8037178	507	180.67
8037179	507	180.67
8037180	507	193.28
8037181	507	193.28
8041033	633	2.44
8041214	644	133.61
8041215	644	147.06
8041216	644	167.23
8041217	644	847.90
8041218	644	1070.59
8041219	644	1344.54
8041220	644	56.72
8041221	644	109.24
8041222	645	56.72
8041223	645	78.99
8041224	645	83.19
8041225	645	78.99
8041226	645	78.99
8041227	645	50.84
8041228	646	35.71
8041229	646	75.21
8041226	646	150.84

## 8041227 to 8044177

Order no.	Page	Sales price in € excl. VAT
8041227	649	86.55
8041232	649	154.54
8041233	649	173.11
8041234	652	726.89
8041235	652	957.98
8041236	652	1235.29
8041237	652	1242.02
8041238	652	1344.54
8041239	652	1457.98
8041240	652	1861.34
8041241	653	527.73
8041242	653	603.36
8041243	653	667.23
8041244	653	723.53
8041245	644	201.68
8041246	644	254.54
8041254	651	1681.22
8041255	648	777.23
8041256	650	1154.48
8041258	647	637.49
8042100	624	80.67
8042101	624	100.84
8042102	624	121.01
8042103	624	95.80
8042104	624	105.88
8042105	624	88.24
8042106	624	6.64
8044100	625	97.98
8044101	625	120.17
8044102	625	138.66
8044103	625	24.37
8044105	625	149.58
8044107	626	189.50
8044108	626	88.99
8044109	626	88.99
8044170	625	115.88
8044171	625	133.61
8044172	625	154.62
8044173	625	28.49
8044175	625	167.23
8044177	626	221.76
8044178	626	97.90
8044179	626	97.90
8045001	627	80.76
8044177	627	110.67

# Contents by numbers BASICS

## 8044178 to 8045223

Order no.	Page	Sales price in € excl. VAT
8044178	627	142.18
8045004	627	173.70
8045005	628	23.28
8045007	628	242.94
8045011	628	210.59
8045012	629	58.99
8045013	629	194.37
8045014	629	29.41
8045015	629	20.59
8045016	629	59.16
8045017	629	70.25
8045018	630	82.44
8045019	630	80.92
8045022	630	30.00
8045023	630	37.73
8045024	630	20.59
8045025	630	27.73
8045027	631	36.55
8045028	631	44.71
8045047	628	15.88
8045048	632	184.03
8045049	632	201.68
8045050	632	178.99
8045051	627	106.22
8045052	627	137.73
8045053	627	183.61
8045054	627	222.27
8045056	628	388.82
8045201	627	80.76
8045202	627	110.67
8045203	627	142.18
8045204	627	173.70
8045211	628	216.05
8045212	629	60.25
8045213	629	202.44
8045216	629	61.34
8045217	629	72.35
8045218	630	83.95
8045219	630	83.45
8045222	630	31.01
8045223	630	38.49
8045224	630	22.02
8045225	630	28.40
8045227	631	37.23
8045223	631	46.55

## 8045224 to 8048017

Order no.	Page	Sales price in € excl. VAT
8045224	673	44.71
8046201	672	85.29
8046207	672	117.39
8046210	672	56.39
8046212	672	16.30
8047007	640	2.94
8047102	637	62.02
8047103	637	76.05
8047104	637	85.80
8047105	637	98.99
8047106	637	44.87
8047107	637	39.92
8047108	638	217.82
8047109	638	65.29
8047110	637	110.76
8047111	638	137.73
8047112	638	126.05
8047123	639	139.50
8047130	636	325.84
8047401	640	109.83
8047402	640	129.58
8047403	640	35.55
8047404	640	67.98
8047405	640	38.07
8047406	641	16.64
8047408	641	6.64
8047410	641	245.71
8047411	641	63.28
8047412	642	188.99
8047415	642	107.98
8047417	642	65.97
8048001	633	102.52
8048002	633	136.13
8048008	633	29.50
8048009	633	46.72
8048010	633	59.66
8048012	634	30.84
8048014	634	13.70
8048015	634	10.50
8048016	634	63.03
8048017	635	73.61
8048018	635	110.92
8048019	634	66.97
8048020	635	110.92
8048017	634	23.03

# Contents by numbers BASICS

## 8048018 to 8061028

Order no.	Page	Sales price in € excl. VAT
8048018	635	115.13
8051021	657	212.94
8051022	657	50.50
8051023	657	66.47
8051024	658	105.97
8051025	658	128.49
8051026	659	42.94
8051027	659	42.94
8051028	660	35.63
8051029	659	6.97
8051031	660	150.00
8051032	660	211.09
8051036	293, 656	250.27
8051037	293, 656	268.23
8051038	293, 656	315.72
8051040	658	33.61
8051041	658	45.88
8051042	658	63.28
8051049	660	55.13
8051050	660	68.91
8051133	293	155.04
8051134	293, 661	201.55
8051135	293, 661	277.06
8051150	655	98.99
8051151	655	116.13
8051152	655	91.85
8051153	655	116.13
8051154	655	137.73
8051155	655	185.38
8051156	655-656	24.29
8060007	583-610	312.61
8060010	621	27.73
8060011	621	34.87
8061013	593	535.29
8061014	593	535.29
8061015	592	535.29
8061016	592	535.29
8061021	592	535.29
8061022	592	535.29
8061027	595	535.29
8061028	595	535.29
8061057	601	535.29
8061058	601	535.29
8061121	584	535.29
8061028	584	535.29

## 8061057 to 8061210

Order no.	Page	Sales price in € excl. VAT
8061057	583	535.29
8061124	583	535.29
8061133	588	535.29
8061134	588	535.29
8061135	584	535.29
8061136	584	535.29
8061149	583	535.29
8061150	583	535.29
8061151	594	535.29
8061152	594	535.29
8061153	596	535.29
8061154	596	535.29
8061155	589	535.29
8061156	589	535.29
8061157	591	535.29
8061158	591	535.29
8061170	585	535.29
8061171	585	535.29
8061174	585	535.29
8061175	585	535.29
8061180	586	535.29
8061181	586	535.29
8061182	588	535.29
8061183	588	535.29
8061184	589	535.29
8061185	589	535.29
8061186	590	535.29
8061187	590	535.29
8061188	596	535.29
8061189	596	535.29
8061190	598	535.29
8061191	598	535.29
8061192	598	535.29
8061193	598	535.29
8061194	599	535.29
8061195	599	535.29
8061204	600	535.29
8061205	600	535.29
8061206	595	535.29
8061207	595	535.29
8061210	586	535.29
8061211	586	535.29
8061212	587	535.29
8061213	587	535.29
8061210	587	535.29

# Contents by numbers BASICS

## 8061211 to 8061258

Order no.	Page	Sales price in € excl. VAT
8061211	587	535.29
8061216	590	535.29
8061217	590	535.29
8061218	594	535.29
8061219	594	535.29
8061220	593	535.29
8061221	593	535.29
8061222	600	535.29
8061223	600	535.29
8061224	599	535.29
8061225	599	535.29
8061226	597	535.29
8061227	597	535.29
8061228	597	535.29
8061229	597	535.29
8061232	591	535.29
8061233	591	535.29
8061234	604	535.29
8061235	604	535.29
8061236	604	535.29
8061237	604	535.29
8061239	605	535.29
8061240	605	535.29
8061241	607	535.29
8061242	607	535.29
8061243	601	535.29
8061244	601	535.29
8061245	606	535.29
8061246	606	535.29
8061247	606	535.29
8061248	606	535.29
8061249	603	535.29
8061250	603	535.29
8061251	603	535.29
8061252	603	535.29
8061253	607	535.29
8061254	607	535.29
8061255	608	535.29
8061256	608	535.29
8061257	608	535.29
8061258	608	535.29
8061259	609	535.29
8061260	609	535.29
8061261	602	535.29
8061258	602	535.29

## 8061259 to 8062183

Order no.	Page	Sales price in € excl. VAT
8061259	602	535.29
8061264	602	535.29
8061265	605	535.29
8061266	605	535.29
8061267	609	540.34
8062013	593	852.94
8062014	593	852.94
8062015	592	852.94
8062016	592	852.94
8062021	592	852.94
8062022	592	852.94
8062027	595	852.94
8062028	595	852.94
8062057	601	852.94
8062058	601	852.94
8062121	584	852.94
8062122	584	852.94
8062123	583	852.94
8062124	583	852.94
8062133	588	852.94
8062134	588	852.94
8062135	584	852.94
8062136	584	852.94
8062149	583	852.94
8062150	583	852.94
8062151	594	852.94
8062152	594	852.94
8062153	596	852.94
8062154	596	852.94
8062155	589	852.94
8062156	589	852.94
8062157	591	852.94
8062158	591	852.94
8062170	585	852.94
8062171	585	852.94
8062174	585	852.94
8062175	585	852.94
8062180	586	852.94
8062181	586	852.94
8062182	588	852.94
8062183	588	852.94
8062184	589	852.94
8062185	589	852.94
8062186	590	852.94
8062183	590	852.94

# Contents by numbers BASICS

## 8062184 to 8062241

Order no.	Page	Sales price in € excl. VAT
8062184	596	852.94
8062189	596	852.94
8062190	598	852.94
8062191	598	852.94
8062192	598	852.94
8062193	598	852.94
8062194	599	852.94
8062195	599	852.94
8062204	600	852.94
8062205	600	852.94
8062206	595	852.94
8062207	595	852.94
8062210	586	852.94
8062211	586	852.94
8062212	587	852.94
8062213	587	852.94
8062214	587	852.94
8062215	587	852.94
8062216	590	852.94
8062217	590	852.94
8062218	594	852.94
8062219	594	852.94
8062220	593	852.94
8062221	593	852.94
8062222	600	852.94
8062223	600	852.94
8062224	599	852.94
8062225	599	852.94
8062226	597	852.94
8062227	597	852.94
8062228	597	852.94
8062229	597	852.94
8062232	591	852.94
8062233	591	852.94
8062234	604	852.94
8062235	604	852.94
8062236	604	852.94
8062237	604	852.94
8062239	605	852.94
8062240	605	852.94
8062241	607	852.94
8062242	607	852.94
8062243	601	852.94
8062244	601	852.94
8062241	606	852.94

## 8062242 to 8063181

Order no.	Page	Sales price in € excl. VAT
8062242	606	852.94
8062247	606	852.94
8062248	606	852.94
8062249	603	852.94
8062250	603	852.94
8062251	603	852.94
8062252	603	852.94
8062253	607	852.94
8062254	607	852.94
8062255	608	852.94
8062256	608	852.94
8062257	608	852.94
8062258	608	852.94
8062259	609	852.94
8062260	609	852.94
8062261	602	852.94
8062262	602	852.94
8062263	602	852.94
8062264	602	852.94
8062265	605	852.94
8062266	605	852.94
8062268	609	844.54
8062777	610	852.94
8062888	610	852.94
8063014	593	907.56
8063016	592	907.56
8063022	592	907.56
8063028	595	907.56
8063058	601	907.56
8063122	584	907.56
8063124	583	907.56
8063134	588	907.56
8063136	584	907.56
8063150	583	907.56
8063152	594	907.56
8063154	596	907.56
8063156	589	907.56
8063158	591	907.56
8063171	585	907.56
8063175	585	907.56
8063181	586	907.56
8063183	588	907.56
8063185	589	907.56
8063187	590	907.56
8063181	596	907.56

# Contents by numbers BASICS

## 8063183 to 8064134

Order no.	Page	Sales price in € excl. VAT
8063183	598	907.56
8063193	598	907.56
8063195	599	907.56
8063205	600	907.56
8063207	595	907.56
8063211	586	907.56
8063213	587	907.56
8063215	587	907.56
8063217	590	907.56
8063219	594	907.56
8063221	593	907.56
8063223	600	907.56
8063225	599	907.56
8063227	597	907.56
8063229	597	907.56
8063233	591	907.56
8063234	604	907.56
8063236	604	907.56
8063239	605	907.56
8063241	607	907.56
8063243	601	907.56
8063245	606	907.56
8063247	606	907.56
8063249	603	907.56
8063251	603	907.56
8063253	607	907.56
8063255	608	907.56
8063257	608	907.56
8063259	609	907.56
8063261	602	907.56
8063263	602	907.56
8063265	605	907.56
8063888	610	907.56
8064014	593	1109.24
8064016	592	1109.24
8064022	592	1109.24
8064028	595	1109.24
8064058	601	1109.24
8064122	584	1109.24
8064124	583	1109.24
8064134	588	1109.24
8064136	584	1109.24
8064150	583	1109.24
8064152	594	1109.24
8064134	596	1109.24

## 8064136 to 8064265

Order no.	Page	Sales price in € excl. VAT
8064136	589	1109.24
8064158	591	1109.24
8064171	585	1109.24
8064175	585	1109.24
8064181	586	1109.24
8064183	588	1109.24
8064185	589	1109.24
8064187	590	1109.24
8064189	596	1109.24
8064191	598	1109.24
8064193	598	1109.24
8064195	599	1109.24
8064205	600	1109.24
8064207	595	1109.24
8064211	586	1109.24
8064213	587	1109.24
8064215	587	1109.24
8064217	590	1109.24
8064219	594	1109.24
8064221	593	1109.24
8064223	600	1109.24
8064225	599	1109.24
8064227	597	1109.24
8064229	597	1109.24
8064233	591	1109.24
8064234	604	1109.24
8064236	604	1109.24
8064239	605	1109.24
8064241	607	1109.24
8064243	601	1109.24
8064245	606	1109.24
8064247	606	1109.24
8064249	603	1109.24
8064251	603	1109.24
8064253	607	1109.24
8064255	608	1109.24
8064257	608	1109.24
8064259	609	1109.24
8064261	602	1109.24
8064263	602	1109.24
8064265	605	1109.24
8064888	610	1109.24
8066101	616	535.29
8066102	615	535.29
8064265	614	535.29



# Contents by numbers BASICS

## 8064888 to 9017029

Order no.	Page	Sales price in € excl. VAT
8064888	613	535.29
8066106	615	535.29
8066107	613	535.29
8066108	614	535.29
8066201	616	852.94
8066202	615	852.94
8066204	614	852.94
8066205	613	852.94
8066206	615	852.94
8066207	613	852.94
8066208	614	852.94
8067777	610	535.29
8068888	610	535.29
9012051	678	363.03
9012064	678	57.73
9012065	678	57.73
9012067	678	81.93
9012069	679	39.58
9012071	679	34.71
9012081	680	55.80
9012083	680	5.21
9015003	416	111.51
9015032	433	152.61
9015049	681	11.43
9017002	676	377.31
9017025	676	54.12
9017026	677	54.12
9017027	677	65.38
9017028	677	71.01
9017029	677	71.01

# Contents by numbers TECH

## 1050011 to 1051071

Order no.	Page	Sales price in € excl. VAT
1050011	115	20.76
1050014	113	57.41
1050022	110	73.34
1050028	111	67.14
1050063	112	95.53
1050064	112	161.93
1050072	111	71.81
1051001	114	21.43
1051002	114	21.43
1051003	114	12.94
1051004	114	12.94
1051008	129	12.52
1051010	117	8.57
1051011	115	15.71
1051012	115	15.71
1051013	115	20.50
1051014	113	61.46
1051016	129	88.24
1051017	117	5.63
1051018	117	8.32
1051019	115	24.03
1051020	117	5.38
1051021	117	4.37
1051022	110	77.40
1051023	115	10.25
1051024	115	10.25
1051026	116	10.50
1051029	115	35.46
1051038	117	9.92
1051043	118	3.11
1051045	118	1.85
1051052	116	65.80
1051053	118	3.19
1051056	118	3.70
1051057	118	3.11
1051059	116	41.85
1051062	118	2.02
1051063	111	99.69
1051064	112	165.83
1051065	115	54.29
1051066	116	12.10
1051067	116	12.10
1051069	116	45.88
1051070	116	55.97
1051071	116	6.22

## 1051072 to 1111108

Order no.	Page	Sales price in € excl. VAT
1051072	110	75.80
1051161	114	14.79
1052007	114	13.87
1053001	119	2.18
1053002	119	2.52
1053003	119	3.11
1053004	119	4.62
1053005	119	2.69
1053006	119	3.19
1053007	119	4.37
1053008	119	5.80
1053009	119	2.18
1053010	119	2.18
1053011	119	2.18
1053012	119	2.18
1053013	120	2.27
1053014	119	2.18
1053015	119	2.61
1053016	119	2.61
1053017	119	2.61
1053018	119	2.61
1053019	120	2.94
1053020	119	2.61
1053022	120	4.20
1053023	120	2.10
1053025	119	2.52
1053028	120	5.38
1053030	118	3.61
1053031	119	2.52
1053032	118	4.79
1053033	118	6.81
1100003	151	32.35
1111002	150	21.68
1111039	150	4.20
1111040	150	20.92
1111041	150	20.92
1111042	150	17.14
1111101	147	1.51
1111102	147	1.43
1111103	147	1.51
1111104	147	1.76
1111105	148	1.85
1111106	148	2.61
1111107	148	8.07
1111108	148	6.89

# Contents by numbers TECH

## 1111109 to 4011023

Order no.	Page	Sales price in € excl. VAT
1111109	149	21.26
1111110	149	4.12
1111111	149	3.45
1111112	149	3.53
1111113	149	4.20
1111114	149	3.53
1111115	149	4.12
1111119	149	20.34
1111123	148	2.27
1111124	148	2.27
1111125	149	55.29
1111126	149	61.68
1111127	149	61.93
1111128	149	62.77
1111129	149	68.99
1111130	150	16.47
1111131	150	10.76
1111132	150	6.55
1111139	151	14.87
1111141	151	17.98
1111142	151	14.96
1111143	151	23.36
1111144	148	2.44
1111145	147	16.72
1112002	153	13.87
1112005	153	65.46
1112007	153	109.24
1112008	153	10.50
1112010	153	136.13
1112012	153	13.70
4010500	92	26.05
4011002	91	16.48
4011003	91	13.78
4011005	91	17.90
4011010	91	5.38
4011011	91	14.29
4011012	91	14.37
4011014	92	26.55
4011015	92	32.77
4011018	92	8.24
4011019	92	10.34
4011020	92	18.07
4011021	92	32.45
4011022	92	39.29
4011023	92	20.59

## 4011026 to 4021124

Order no.	Page	Sales price in € excl. VAT
4011026	100	37.06
4011027	93	5.46
4011038	104	4.87
4011043	130	2.10
4011044	130	2.44
4011045	92	7.48
4011048	99	13.61
4011049	99	11.26
4011076	93	13.78
4011079	93	51.01
4013001	103	75.21
4013002	102	30.84
4013003	102	54.37
4013004	102	12.35
4013005	103	43.45
4020003	103	16.97
4020014	53	35.38
4020040	71, 85	27.31
4021001	83	12.69
4021002	83	23.53
4021003	83	19.75
4021004	83	6.89
4021010	84	20.92
4021012	84	28.99
4021019	84	35.21
4021020	84	44.79
4021025	84	36.81
4021026	84	43.19
4021038	84	8.66
4021040	85	21.34
4021043	83	19.50
4021044	83	18.32
4021045	83	23.19
4021047	85	22.69
4021070	79, 87	14.96
4021072	79, 87	14.96
4021073	78, 86	52.28
4021075	78, 86	52.28
4021077	78, 86	55.13
4021079	79, 87	16.13
4021086	84	21.43
4021104	100	38.57
4021114	71, 85	13.53
4021118	71, 85	17.14
4021124	100	70.34

# Contents by numbers TECH

## 4021127 to 4024023

Order no.	Page	Sales price in € excl. VAT
4021127	71, 85	7.31
4021128	99	8.91
4021130	85	6.72
4021132	104	6.05
4021133	104	6.13
4021147	100	10.76
4021148	100	10.92
4022010	93	146.22
4022011	79, 87	145.38
4022012	61	144.54
4022013	78, 86	183.95
4022017	80	196.64
4022021	87	159.66
4022029	62	196.64
4022030	61	192.44
4022031	61	203.36
4022038	62	173.95
4022039	58	203.36
4022040	58	203.36
4022044	58	260.50
4022046	75	305.46
4022049	75	67.73
4023001	103	83.95
4023002	102	73.28
4023003	102	45.21
4023004	102	82.61
4023005	102	45.29
4023006	103	46.81
4023007	103	70.42
4023008	102	16.72
4023009	102	17.98
4023010	102	80.50
4023011	102	85.71
4023015	102	140.34
4023019	102	25.88
4023020	102	64.79
4023021	102	27.65
4023022	102	69.92
4023023	103	108.40
4023024	103	117.65
4023025	102	59.41
4023026	102	167.23
4024011	60	80.84
4024014	60	32.69
4024023	60	1065.55

## 4024024 to 4041216

Order no.	Page	Sales price in € excl. VAT
4024024	60	1065.55
4033002	67	25.04
4033004	67	27.90
4033005	67	6.30
4033006	68	35.88
4033007	68	43.19
4033008	68	32.62
4033009	68	39.41
4033010	68	20.25
4033011	67	22.35
4033012	68	13.19
4033013	68	22.10
4033014	70	16.72
4033015	80	176.47
4033020	103	94.12
4033022	78	183.78
4033023	69	26.03
4033024	70	26.05
4033025	71	8.32
4033026	71	27.39
4033027	78	52.69
4033029	78	52.69
4033031	69	25.13
4033033	78	54.88
4033034	99	82.10
4033040	70	99.28
4033041	70	152.61
4033042	77	317.98
4033043	77	317.98
4033044	75	305.46
4040010	49	161.47
4040011	49	239.41
4040021	46	7.82
4040065	103	19.24
4040066	103	27.14
4041010	101	105.12
4041015	100	12.94
4041016	29	216.81
4041017	29	226.89
4041018	29	256.30
4041019	29	3.61
4041020	29	4.37
4041021	29	4.54
4041022	30	44.12
4041216	29	229.41

# Contents by numbers TECH

## 4041217 to 4043094

Order no.	Page	Sales price in € excl. VAT
4041217	29	242.02
4041218	29	268.91
4041219	29	3.78
4041220	29	4.54
4041221	29	4.71
4043001	45	34.71
4043002	47	29.66
4043003	45	32.27
4043004	46	24.29
4043005	45	11.34
4043006	49	26.30
4043007	46	16.13
4043008	48	16.97
4043009	48	19.50
4043012	47	48.55
4043013	47	68.57
4043014	47	38.18
4043015	47	43.70
4043019	15, 50	8.32
4043020	103	96.64
4043025	49	39.00
4043028	50	39.08
4043029	41, 99	85.71
4043030	100	50.00
4043034	100	104.20
4043035	45, 63	10.92
4043040	57	317.98
4043041	57	317.98
4043042	46	38.47
4043043	46	45.63
4043048	48	39.83
4043064	20, 55	79.33
4043065	55	282.94
4043066	55	282.94
4043069	31	586.55
4043070	20	145.38
4043074	63	83.70
4043075	23	291.60
4043077	23, 100	41.18
4043079	46	18.15
4043080	23	107.56
4043081	24	157.98
4043082	100	22.27
4043093	23, 103	77.23
4043094	22	389.51

## 4043095 to 4051030

Order no.	Page	Sales price in € excl. VAT
4043095	22	495.78
4043096	103	40.34
4044044	61	14.96
4044046	61	14.96
4044047	58	69.88
4044049	58	69.88
4044050	59	69.88
4044052	59	69.88
4044053	59	489.23
4044055	59	253.58
4044056	59	266.21
4044060	58	73.19
4044061	58	73.19
4044062	59	73.19
4044063	59	73.19
4044064	61	16.13
4044065	61	16.13
4050002	52	62.69
4051001	12	33.95
4051002	12, 16	6.72
4051003	12	4.87
4051004	12	15.46
4051005	13	10.92
4051006	13	33.70
4051007	13	18.15
4051008	13	25.13
4051009	14	50.34
4051011	14	30.42
4051012	14	65.30
4051013	14	84.75
4051014	14	74.48
4051015	14	105.04
4051016	14	224.41
4051017	15	307.22
4051018	13	26.30
4051020	20	8.91
4051022	16	19.58
4051023	16	39.08
4051024	16	15.46
4051025	16	25.21
4051026	16	67.18
4051027	16	100.59
4051028	16	5.13
4051029	20	42.52
4051030	99	29.41

# Contents by numbers TECH

## 4051033 to 4061011

Order no.	Page	Sales price in € excl. VAT
4051033	13	35.04
4051039	26	343.21
4051040	26	343.21
4051041	25	456.30
4051042	25	456.30
4051043	25	456.30
4051063	20	215.13
4051064	17	264.70
4051065	17	264.49
4051066	18	327.90
4051067	18	327.08
4051068	19	59.38
4051069	19	70.91
4051070	19	60.89
4051071	19	72.43
4051072	26	347.71
4051073	26	347.71
4051074	19	59.38
4051075	19	70.91
4051076	19	60.89
4051077	19	72.43
4051078	19	201.82
4051079	19	211.74
4052002	71, 73, 85	30.92
4052010	73	5.13
4052014	73	19.33
4052015	52	25.63
4052016	73	7.39
4052017	52	8.74
4052018	73	31.27
4052019	52	39.33
4052020	73	34.29
4052021	52	42.87
4052102	48, 52	38.91
4052110	52	5.38
4061001	36	114.29
4061002	36	149.58
4061003	36	139.00
4061004	36	109.24
4061006	39	48.66
4061007	39	53.95
4061008	39	73.87
4061009	39	60.84
4061010	39	68.57
4061011	39	65.88

## 4061012 to 5031031

Order no.	Page	Sales price in € excl. VAT
4061012	37	66.97
4061013	37	62.94
4061014	37	70.25
4061017	36	44.87
4061018	39	64.54
4061019	39	19.66
4061020	40	40.42
4061021	41	121.85
4061022	38	26.05
4061023	40	26.72
4061024	37	138.66
4061025	41	8.32
4061026	41	28.91
4061027	38	26.05
4061028	38	113.45
4061029	36	37.06
4061030	40	283.53
4061031	40	415.55
4061033	39	14.71
4061034	37	73.03
4061035	37	56.39
4061039	42, 146	9.58
4061040	41	214.29
5030010	113	67.32
5030013	114	63.87
5031001	122	9.58
5031002	122	11.68
5031003	127	19.66
5031004	127	14.96
5031005	127	28.99
5031006	127	73.45
5031009	127	53.61
5031010	128	100.84
5031014	128	74.37
5031016	128	131.93
5031017	122	10.67
5031018	122	13.45
5031020	128	5.46
5031025	122	11.85
5031026	122	14.79
5031027	122	13.87
5031028	122	17.48
5031029	127	16.13
5031030	127	57.73
5031031	122	29.58

# Contents by numbers TECH

## 5031032 to 7011044

Order no.	Page	Sales price in € excl. VAT
5031032	127	52.94
5031034	122	34.87
5031035	124	121.01
5031036	128	32.10
5031037	126	95.80
5031038	126	119.33
5031039	128	15.04
5031046	129	36.97
5031047	129	4.54
5031048	129	46.72
5031049	41, 149	20.59
5031051	129	27.23
5031100	130	10.42
5031102	130	16.72
5031103	130	21.26
5031104	130	9.50
5031105	130	13.95
5031106	131	60.67
5031107	131	69.33
5031108	131	91.60
5031109	131	8.74
5031110	131	11.68
5031111	131	2.35
5031112	131	31.26
5031113	131	48.15
5031114	131	5.38
5031116	131	67.90
5031119	131	23.11
5031121	130	16.39
6011001	162	659.66
6011002	162	749.58
6011010	162	31.85
6011011	163	80.76
6011015	162	32.02
6011016	162	32.86
6011017	162	201.68
6011018	162	201.68
6011045	132	59.92
7011021	139	3.53
7011027	139	15.71
7011039	141	53.87
7011040	139	4.87
7011042	139	18.32
7011043	142	2.10
7011044	139	73.61

## 7011045 to 7012025

Order no.	Page	Sales price in € excl. VAT
7011045	140	17.23
7011046	140	23.19
7011052	142	4.45
7011058	139	16.22
7011059	139	6.97
7011061	140	11.60
7011062	140	13.11
7011063	140	13.19
7011064	141	102.52
7011065	137	46.13
7011066	137	43.36
7011067	137	34.03
7011068	137	32.02
7011069	137	20.17
7011087	139	23.03
7011088	142	2.94
7011089	136	11.85
7011090	142	26.22
7011091	142	22.52
7011092	142	6.89
7011093	142	4.96
7011095	142	5.80
7011096	142	3.95
7011097	142	63.70
7012001	140	12.86
7012002	140	15.21
7012003	140	16.72
7012004	140	17.06
7012006	140	16.05
7012007	140	18.32
7012008	140	20.76
7012010	140	378.15
7012011	140	191.60
7012012	141	16.05
7012013	140	27.48
7012014	140	56.55
7012017	136	77.31
7012018	136	114.29
7012019	136	97.48
7012020	138	19.33
7012021	138	27.14
7012022	138	29.66
7012023	138	37.14
7012024	138	42.35
7012025	141	12.10

# Contents by numbers TECH

## 7012028 to 9015031

Order no.	Page	Sales price in € excl. VAT
7012028	141	35.21
7012050	135	115.97
7012051	135	180.67
7012052	135	167.23
7012053	135	71.43
7013044	143	3.61
7013045	144	8.40
7013046	143	20.00
7013047	143	26.97
7013048	143	33.95
7013049	143	14.29
7013050	143	19.75
7051001	96	363.87
7051002	98	445.38
7051004	97	165.55
7051005	97	247.48
8011175	130	19.83
8031080	147	16.39
8031081	147	23.61
8032092	167	109.24
8032097	167	693.28
8033012	28	44.79
8033013	28	52.02
8033014	27	151.26
8033015	27	151.26
9013003	146	40.42
9015011	146	18.49
9015012	146	19.58
9015015	146	15.97
9015030	146	83.61
9015031	146	28.49



# Contents by numbers INTERIEUR

## 1111139 to 3032220

Order no.	Page	Sales price in € excl. VAT
1111139	10-11, 20-24, 29,	14.87
	31, 40-44, 48,	14.87
	51, 53-54	14.87
3031004	74	914.29
3031005	74	914.29
3031007	72	825.21
3031009	73	952.94
3032013	98	583.03
3032014	98	778.82
3032015	98	920.76
3032023	97	502.18
3032024	97	574.96
3032025	97	624.37
3032027	99	35.97
3032033	98	364.71
3032034	98	459.92
3032035	98	510.25
3032039	100	469.83
3032040	100	563.28
3032041	100	610.00
3032043	100	35.97
3032110	88	592.86
3032129	90-91, 99	50.50
3032131	90	747.39
3032133	91	817.48
3032144	94	381.51
3032151	94	381.51
3032188	96	994.45
3032190	96	1077.06
3032202	90	603.70
3032203	91	662.10
3032207	96	896.55
3032208	96	963.87
3032209	97	390.76
3032210	97	431.18
3032211	97	459.92
3032212	98	538.07
3032213	98	727.65
3032214	98	851.60
3032215	98	278.49
3032216	98	336.89
3032217	98	364.71
3032218	100	356.64
3032219	100	409.66
3032220	100	448.24

## 3032222 to 3033092

Order no.	Page	Sales price in € excl. VAT
3032222	92	450.92
3032223	92	509.33
3032224	92	504.87
3032225	92	583.03
3032226	92	522.86
3032227	92	604.54
3032228	89	394.37
3032229	89	450.92
3032230	89	422.18
3032231	89	485.13
3032232	96	994.45
3032233	96	1077.06
3032235	88	592.86
3032238	90	747.39
3032239	91	817.48
3032244	97	502.18
3032245	97	574.96
3032246	97	624.37
3032247	98	583.03
3032248	98	778.82
3032249	98	920.76
3032250	98	364.71
3032251	98	459.92
3032252	98	510.25
3032253	100	469.83
3032254	100	563.28
3032255	100	610.00
3032256	95	309.92
3032257	95	365.63
3032258	95	365.63
3033001	81	1067.23
3033002	81	1199.16
3033003	81	1714.29
3033004	81-82	40.84
3033010	81	312.61
3033072	76	114.12
3033073	75	636.05
3033083	76, 86	63.45
3033084	77	188.66
3033085	77	208.40
3033086	77	227.31
3033087	77	268.57
3033088	75	515.63
3033091	76	317.98
3033092	76	341.34

# Contents by numbers INTERIEUR

## 3033093 to 3037320

Order no.	Page	Sales price in € excl. VAT
3033093	76	339.58
3033094	76	596.47
3033095	76	617.14
3033096	75	384.45
3033103	77	556.97
3033104	77	188.66
3033106	77	202.10
3033109	77	230.00
3033111	77	65.29
3033190	80	347.06
3033191	79	288.24
3033192	80	382.35
3033193	79	389.08
3033194	78	375.63
3033195	80	322.69
3033196	80	436.97
3033197	79	309.24
3033198	79	436.97
3033199	78	447.06
3035380	21	289.92
3035381	21	289.92
3035382	21	289.92
3035383	41	247.90
3035384	41	247.90
3035385	41	247.90
3035386	21	289.92
3035430	43	277.31
3035431	43	277.31
3035432	43	277.31
3036417	83	359.67
3036418	83	252.10
3036419	84	234.45
3036420	84	216.80
3036421	85	215.13
3036422	85	136.14
3036423	86	323.53
3036424	86	323.53
3036436	86	198.32
3036437	86	198.32
3037137	54	235.29
3037138	31	319.33
3037313	26	305.88
3037314	26	305.88
3037319	46	268.91
3037320	46	268.91

## 3038001 to 3038185

Order no.	Page	Sales price in € excl. VAT
3038001	67	134.45
3038002	67	134.45
3038003	67	134.45
3038004	67	134.45
3038005	67	134.45
3038006	67	134.45
3038007	67	134.45
3038011	66	124.37
3038012	66	124.37
3038013	66	124.37
3038014	66	124.37
3038015	66	124.37
3038016	66	124.37
3038017	66	124.37
3038021	35	149.58
3038022	35	149.58
3038023	35	149.58
3038024	35	149.58
3038025	35	149.58
3038026	35	149.58
3038027	35	149.58
3038031	36	149.58
3038032	36	149.58
3038033	36	149.58
3038034	36	149.58
3038035	36	149.58
3038036	36	149.58
3038037	36	149.58
3038121	52	361.34
3038122	52	361.34
3038131	20	289.92
3038132	20	289.92
3038133	20	289.92
3038134	10	383.19
3038135	10	383.19
3038137	20	289.92
3038139	20	289.92
3038147	20	289.92
3038148	20	289.92
3038149	20	289.92
3038181	10	383.19
3038182	10	383.19
3038183	10	383.19
3038184	10	383.19
3038185	10	383.19

# Contents by numbers INTERIEUR

## 3038186 to 3038356

Order no.	Page	Sales price in € excl. VAT
3038186	10	383.19
3038187	10	383.19
3038188	10	383.19
3038189	10	383.19
3038190	10	383.19
3038191	40	251.26
3038192	40	251.26
3038193	40	251.26
3038194	40	251.26
3038196	40	251.26
3038197	40	251.26
3038198	40	251.26
3038199	40	251.26
3038200	40	251.26
3038291	48	254.62
3038292	48	254.62
3038293	49	273.11
3038294	49	273.11
3038295	29	260.50
3038296	29	260.50
3038297	30	308.40
3038298	30	308.40
3038307	23	307.56
3038308	23	307.56
3038310	22	298.32
3038312	42	268.91
3038313	42	268.91
3038314	22	298.32
3038316	26	305.88
3038317	26	305.88
3038319	45	247.06
3038320	45	247.06
3038322	46	268.91
3038323	46	268.91
3038325	25	292.44
3038326	25	292.44
3038330	28	340.34
3038331	28	340.34
3038333	27	335.29
3038338	47	316.81
3038339	47	316.81
3038346	24	290.76
3038348	24	290.76
3038351	24	290.76
3038356	24	290.76

## 3038358 to 3039004

Order no.	Page	Sales price in € excl. VAT
3038358	44	250.42
3038360	44	250.42
3038363	44	250.42
3038377	44	250.42
3038378	24	290.76
3038390	48	254.62
3038391	29	260.50
3038392	48	254.62
3038393	48	254.62
3038394	29	260.50
3038395	29	260.50
3038470	51	289.08
3038475	51	289.08
3038478	51	289.08
3038480	11	393.28
3038481	11	393.28
3038482	12	393.28
3038483	12	393.28
3038484	50	351.26
3038485	50	351.26
3038486	53	339.50
3038487	53	339.50
3038488	11	393.28
3038489	11	393.28
3038490	11	393.28
3038491	11	393.28
3038492	11	393.28
3038493	11	393.28
3038494	11	393.28
3038495	11	393.28
3038496	12	393.28
3038497	12	393.28
3038882	100	0.00
3038883	99	0.00
3038884	93	0.00
3038885	93	0.00
3038886	100	0.00
3038887	99	0.00
3038888	100	0.00
3038889	99	0.00
3039000	55	166.39
3039001	55	166.39
3039002	55	166.39
3039003	55	166.39
3039004	55	166.39

# Contents by numbers INTERIEUR

## 3039005 to 303050

Order no.	Page	Sales price in € excl. VAT
3039005	55	166.39
3039006	58	319.33
3039007	58	319.33
3039008	58	319.33
3039009	58	319.33
3039010	58	319.33
3039011	56	298.32
3039012	56	298.32
3039013	56	298.32
3039014	56	298.32
3039015	57	199.16
3039016	57	199.16
3039017	57	199.16
3039018	57	199.16
3039019	57	199.16
3039020	57	199.16
3039022	32	199.16
3039023	32	199.16
3039024	32	199.16
3039025	32	199.16
3039026	32	199.16
3039027	32	199.16
3039028	17	250.42
3039029	17	250.42
3039030	17	250.42
3039031	17	250.42
3039032	17	250.42
3039033	59	327.73
3039034	59	327.73
3039035	59	327.73
3039036	59	327.73
3039037	13	172.27
3039038	13	172.27
3039039	13	172.27
3039040	62	342.02
3039041	62	342.02
3039042	62	342.02
3039043	63	197.48
3039044	63	197.48
3039045	63	197.48
3039046	61	284.87
3039047	61	284.87
3039048	61	284.87
3039049	60	233.61
3039050	60	233.61

## 3039051 to 3039101

Order no.	Page	Sales price in € excl. VAT
3039051	60	233.61
3039052	64	223.53
3039053	64	223.53
3039054	64	223.53
3039055	16	272.27
3039056	16	272.27
3039057	33	220.17
3039058	33	220.17
3039059	33	220.17
3039060	15	284.03
3039061	15	284.03
3039062	15	284.03
3039063	14	207.56
3039064	14	207.56
3039065	14	207.56
3039066	16	272.27
3039100	13	52.52
3039101	14-17, 32-33, 55-64	57.56

# General Terms of Sale B2B

Version 01/2024

## I. Scope of application

1. The following Terms of Sale shall apply for all contracts concluded between the purchaser and us concerning the delivery of goods if the purchaser is a company (§ 14 German Civil Code (Bürgerliches Gesetzbuch, BGB)). These Terms also apply for all future contracts concerning the delivery of goods even if they are not expressly mentioned again. Conflicting terms of the purchaser that we do not expressly recognize are not binding for us even if we do not expressly contradict such terms. The following Terms of Sale shall also then apply if we carry out the purchaser's order without reservation and with knowledge of the contradictory or differing terms of the purchaser.
2. All agreements that were entered into between the purchaser and us for performing the purchase contracts are documented in writing in the contracts. The parties shall confirm all oral agreements in writing. If contracts are set out in both the German and also a foreign language, in the case of a dispute, the German language version is determinative.

## II. Offer and contract conclusion

1. We can accept a purchaser's order that is to be qualified as an offer to conclude a purchase contract within two weeks—for an order in the Naber dealer portal, 5 working days—by transmitting an order confirmation or by sending ordered products within the same time limit. The purchaser is bound to the purchaser's order for this time period.
2. Our offers are subject to change and nonbinding unless we have expressly identified them as binding.
3. All oral and written information concerning possible applications and the suitability of all goods are carried out to the best of our knowledge. However, this information only represents our historical experience, which cannot be deemed to be consistently warranted. This information does not form the basis for any claims against us. In particular, the purchaser is not relieved of the duty of ensuring by means of the purchaser's own inspection that the goods are suitable for the purchaser's intended use.
4. We reserve all rights of ownership, copyright and other industrial property rights in images, calculations, drawings, sample books, catalogs and other documents. The purchaser may only transfer these to a third-party with our prior written consent irrespective of whether we have designated these items to be confidential.

## III. Payment terms

1. All prices apply ex works without packaging and must be paid in Euros if not otherwise set out in our order confirmation. The statutory value added tax is not included in our prices. This will be separately disclosed in the invoice at the statutory amount on the date of invoicing.
2. The purchase price is due 10 days after the invoice is sent (invoice date) less a 2% discount, otherwise net (without discount) 30 days after the invoice date provided that no different payment target follows from the order confirmation. A payment is not deemed to have taken place until the funds are available for our use. In the event of payments by check, the payment is not deemed to have taken place until the check is cashed. For new customers we reserve the right to deliver against cash on delivery less a 2% discount. For orders with a value of goods up to € 50.00 net, we reserve a minimum quantity surcharge of € 6.50. In the case of a contract included with an agreement of „advance payment“, the purchase price is due 10 days after the invoice date.
3. If the purchaser is in default in making payment, the statutory provisions shall apply (§ 288 BGB).
4. The purchaser is only entitled to set-off, even if a notice of defects or counterclaims are asserted, if the counterclaims have been conclusively adjudicated or are undisputed. The purchaser is only authorized to exercise a right of retention if the counterclaim is based on the same contractual relationship.
5. We reserve the right to request payment security and/or advance payments.
6. If the purchaser is in default of payment or if there is reasonable doubt concerning purchaser's ability to pay, we are entitled to declare all claims against purchaser as due for payment and/or to retain as yet outstanding deliveries in their entirety or in part or to withdraw from the existing contracts entirely.

## IV. Delivery and performance times, liability for delivery delays

1. Delivery dates or time limits that have not been expressly agreed to be binding are solely non-binding declarations. The delivery time stated by us shall not commence prior to complete clarification of the order and clarification of all technical questions. The purchaser must likewise properly and timely fulfill all obligations incumbent upon purchaser.
2. Force majeure cases, e.g. labor disputes, civil unrest as well as other unforeseeable damaging events for which we are not responsible, extend the delivery time period for the duration of the disruption insofar as the disruption demonstrably influences our ability to render the service. This also applies if these circumstances occur for our suppliers. If the disruption lasts for longer than four weeks subsequent to the expiration of the originally agreed scheduled date, each contracting party can withdraw from the contract. The withdrawal extends to the part of the contract not yet fulfilled, unless the partial performance to be provided is not usable by purchaser. No compensatory damage claims accrue to the purchaser from this situation.
3. If the underlying purchase contract involves a transaction for delivery by a fixed date within the meaning of the BGB or the Commercial Code (Handelsgesetzbuch, HGB), we are liable accor-

ding to the statutory provisions. The same applies if the purchaser is entitled, as a consequence of a delayed delivery for which we are responsible, to assert the discontinuation of his interest in the further fulfillment of the contract. In this case our liability is limited to the foreseeable, typically occurring damages if the delayed delivery is not based on an intentional violation of the contract for which we are responsible. We shall likewise be liable to the purchaser for delayed delivery according to the statutory provisions if this delay is based on an intentional or grossly negligent violation of the contract for which we are responsible. Our liability is limited to the foreseeable, typically occurring damages if the delayed delivery is not based on an intentional violation of the contract for which we are responsible. In any case the occurrence of a delay requires a reminder notice from purchaser.

4. Otherwise, in the event of a delivery delay for which we are responsible, purchaser can request a flat amount of compensation in the amount of 0.5 % of the value of goods to be delivered, however a maximum of no more than 5 % of the value of goods to be delivered.
5. Any further liability for a delivery delay for which we are responsible is precluded.
6. We are at all times entitled to make partial deliveries and carry out partial performance insofar as this is reasonable for the customer.
7. In the case of an agreement for „advance payment“, we are not obligated to make the delivery until the funds invoiced are available for our use.

## V. Transfer of risk, delay in acceptance, shipping/packaging

1. Loading and shipping are at the purchaser's risk. The regulations concerning a sale by delivery to a place other than the place of performance according to § 447 BGB shall apply even if the shipment is undertaken with our means of transport or by our employees.
2. We shall make every effort to take into consideration the wishes and interests of the purchaser with respect to the type of shipment and route; additional expenditures thereby required—also in the case of an agreed freight paid delivery—shall be at the purchaser's expense. A transportation insurance policy shall be concluded for the shipment if the purchaser expressly requests this with the order. The costs shall be billed to the purchaser and separately set out in the invoice.
3. We will not take back transportation packaging and all other packaging according to the packaging regulation; excepted from this are pallets. Purchaser must ensure the disposal of the packaging at its own expense.
4. If the shipment is delayed at the purchaser's request or due to the purchaser's fault, we will then store the goods at the expense and risk of purchaser. In this case a notice of readiness to dispatch is equivalent to shipment.
5. If the purchaser delays acceptance, we are then entitled to request compensation for the resulting damages and any additional expenditures. The same applies if the purchaser culpably violates duties of cooperation. With the occurrence of a delay in acceptance or the delayed payment of a debt on the part of the purchaser, the risk of accidental deterioration and loss of the goods passes to the purchaser.
6. We shall not assume any costs for returns that are not agreed with us in advance in writing or returns that are not expressly recognized as legitimate after evaluation of the reason for the return (e.g. incorrect delivery, defects, etc.). Should we incur costs for returns that are not agreed or not legitimate, we shall bill the purchaser/sender in the amount of the actually incurred third-party costs as well as our own costs.

## VI. Warranty/liability

1. We do not assume any warranty for defects that arise due to natural wear and tear, faulty or negligent treatment, improper storage, inappropriate or improper use or nonobservance of the processing and use instructions. If the delivery takes place according to drawings, specifications, samples, etc. of purchaser, the purchaser assumes the risk of their suitability for the intended use.
2. The purchaser's claims for defects shall only exist if purchaser has properly complied with purchaser's duties of inspection and providing notice of defects. Therefore, purchaser is obligated to promptly provide notice of apparent defects in the goods upon receipt. In the case of hidden defects that purchaser cannot ascertain upon receipt of the goods, purchaser must promptly give notice of defects subsequent to their discovery.
3. In the case of a complaint, we are entitled at our option to request that purchaser send us the rejected goods for inspection or for subsequent performance or make the rejected goods available to us. We shall only bear the costs of this shipment in the case of a legitimate complaint.
4. In the case of a defect we are entitled to carry out the subsequent performance of our choice by means of a replacement delivery or by repairing the defective goods within a reasonable grace period. There is no duty of subsequent performance insofar as we are authorized to refuse subsequent performance on the basis of statutory provisions. In our selection of the type of subsequent performance, we must take into consideration the type of defect and the legitimate interests of the purchaser. We shall bear the expenses necessary for the purpose of subsequent performance. We shall not bear the additional cost that arises thereby that the goods have been transported to a different location than the place of performance or the registered commercial offices of the ordering party unless this transport is in conformity with the intended use of the goods.
5. If the subsequent performance fails, purchaser can elect a decrease in the purchase price

(reduction) or declare purchaser's withdrawal from the contract. If the purchaser withdraws from the contract, purchaser is not entitled to an additional claim for compensation for damages unless we are responsible for the defect due to intentional acts or gross negligence. If only part of the delivery of goods is defective, purchaser can only then withdraw from the entire contract if purchaser does not have any interest in the remaining part of the delivery.

6. Purchaser's claim for recourse by virtue of warranty claims and rights arising from consumer goods purchase contracts (§§ 474, 478 BGB), may only be asserted against us by purchaser to the extent that purchaser is obligated to satisfy warranty claims and rights towards purchaser's customers on the basis of statutory provisions. The claim for recourse against us is excluded to the extent that purchaser has a warranty or liability obligation towards purchaser's customers in the absence of a legal obligation, in particular, as a gesture of goodwill or on the basis of special assurances or guarantees of the purchaser.
7. The claims and rights owing to a defect in the goods may only be asserted by purchaser within the warranty period of twelve months after delivery of the goods. This does not apply for claims and rights for which longer notice periods are mandatorily prescribed according to § 438 paragraph 1 No. 2 BGB for construction, and objects for construction (construction materials) or according to § 445b BGB for the recourse claims of a company.
8. We are liable according to statutory provisions for damages to life, the body and health that are based on a negligent or intentional violation of duties by us or our legal representatives or our vicarious agents as well as for damages that are encompassed by liability under the Product Liability Act. We are liable according to statutory provisions for damages that are not comprehended by sentence 1 and that are based on intentional or grossly negligent contract violations as well as deceit by us, our legal representative or our vicarious agents. However, in this case the liability for compensatory damages is limited to foreseeable, typically occurring damages insofar as we, our legal representative or our vicarious agents did not act intentionally. To the extent that we have provided a guarantee of quality and/or durability with reference to the goods or parts thereof, we shall also be liable within the framework of this guarantee. However, for damages that are based on a lack of quality or durability as guaranteed, but that do not occur directly with regard to the goods, we are only then liable if the risk of such damages is obviously comprehended by the guarantee of quality and durability.
9. We are also liable for damages that are caused by simple negligence insofar as the negligence is related to the violation of those contractual obligations the observance of which are of particular importance for achieving the purpose of the contract (material obligations). In this case, however, our liability is restricted to typically foreseeable damages.
10. Any further liability is excluded without considering the legal nature of the claim asserted; this also applies in particular for tort claims, for claims for reimbursement of futile expenditures in place of performance, or for compensation claims for lost profits. Insofar as our liability is excluded or limited, this shall also apply for the personal liability of our personnel, employees, staff, representatives and vicarious agents.
11. Purchaser's compensatory damage claims on account of a defect are time-barred one year after delivery of the goods. This shall not apply in the case of injuries to life, the body, or health for which we, our legal representatives or our vicarious agents are at fault or if we or our legal representatives have acted in an intentional or grossly negligent manner, or if our ordinary vicarious agents have acted intentionally.
12. Our sales representatives and commercial agents are not authorized to make legally binding statements with regard to defects and warranty claims for us.

#### VII. Retention of Title

- 1.a) The delivered goods (goods subject to retention of title) remain our property (extended retention of title) until all claims are satisfied against the purchaser, including all outstanding balance claims from a current account to which we are entitled arising from the order and the entire business relationship.
- 1.b) To the extent that an extended retention of title is not applicable in the country in which the purchaser has its registered office, the delivered goods remain our property (ordinary retention of title) until all claims to which we are entitled against the purchaser from the respective order have been satisfied, including taxes, charges or transportation costs.
2. In the case of purchaser's conduct contrary to the contract, e.g. delayed payment, we are entitled to take back the goods subject to retention of title after setting a reasonable time limit in advance; if it is unnecessary to set a time limit according to the provisions of the law, we are also entitled to demand the return of the goods subject to a retention of title without a grace period. If we take back the goods subject to a retention of title, this represents a withdrawal from the contract. If we levy execution against the goods subject to a retention of title, this is a withdrawal from the contract. We are entitled to realize on the sale of the goods subject to a retention of title subsequent to taking them back. After deducting a reasonable amount for the cost of realizing the sale, the proceeds from the sale shall be settled against the amounts owed to us by purchaser.
3. Purchaser shall treat the goods subject to a retention of title with care and sufficiently insure these goods at their original value against losses due to fire, water damage and theft. Maintenance and inspection work that become necessary must be timely carried out by purchaser

at purchaser's expense.

4. The purchaser is authorized to sell and/or use the goods subject to a retention of title in the ordinary course of business as long as purchaser is not in default in payment. Pledging and transfers by way of security are impermissible. Claims arising from resale of the processed or unprocessed goods subject to a retention of title, or arising for another legal reason (insurance, unlawful acts) with respect to the goods subject to a retention of title (including all outstanding balance claims from a current account) are already transferred by purchaser to us as security in the amount of the final invoice amount (including VAT) for our claims against the purchaser; we hereby accept the assignment. We revocably authorize purchaser to collect the claims assigned to us in the name of purchaser and for purchaser's account. This collection authorization can be revoked at any time if purchaser does not properly comply with purchaser's payment obligations.
5. For the purpose of assigning this claim, purchaser is also not authorized to collect claims by way of factoring unless an obligation of the factoring party is at the same time created to directly effectuate payment of consideration to us in the amount of the claims for as long as our claims against the purchaser exist.
6. Processing or reshaping the goods subject to a retention of title by purchaser shall in any case be undertaken for us. If the goods subject to a retention of title are processed with other items not owned by us, we shall acquire joint ownership in the new item proportional to the value of the goods subject to a retention of title (final invoice amount including value added tax) along with the other processed items on the date of processing. The same shall apply for the new item emerging from the processing as for the goods subject to a retention of title. In the case of the inseparable combination of the goods subject to a retention of title with other items not owned by us, we shall acquire joint ownership in the new item proportional to the value of the goods subject to a retention of title (final invoice amount including value added tax) along with the other combined items on the date on which they are combined. If the purchaser's item is to be viewed as the primary item as a consequence of this combining, the purchaser and we agree that purchaser transfers proportional joint ownership to us in the item; we hereby accept this transfer. Purchaser shall preserve the sole or joint ownership in the item arising in this manner for us.
7. In the event of attachment by third parties against the goods subject to a retention of title, in particular, levies of execution, purchaser shall call attention to our ownership and immediately inform us so that we may enforce our rights of ownership. To the extent that the third-party is not in the position to reimburse us for the court and out-of-court expenses arising in this connection, purchaser is liable therefor.
8. We are obligated to release the security to which we are entitled to the extent that the realizable value of our security exceeds the claims to be secured by more than 10%; in so doing, the selection of the security to be released is at our discretion.

#### VIII. Images and dimensions

Images, technical information and dimensions in brochures and price lists shall not be deemed to be a binding agreement and not a promised characteristic. These only represent approximate values. Binding information can be provided in an individual case upon request. Special suitability may not be taken from the images and dimensions. We expressly reserve the right to make modifications.

#### IX. Place of performance, venue, applicable law

1. The place of performance for deliveries and payments (including actions regarding checks and bills of exchange), is, if not otherwise expressly specified, our registered office in Nordhorn.
2. The exclusive local jurisdiction and international court of competent jurisdiction is in the location of our registered office in Nordhorn (Germany). However, we are also authorized to sue the purchaser in purchaser's place of general jurisdiction (domicile or registered office).
3. The business relations between the contracting parties are regulated exclusively according to the law applicable in the Federal Republic of Germany excluding international private law (Introductory Statute to the Civil Code [Einführungsgesetz zum Bürgerlichen Gesetzbuch], EGBGB). The application of the UN Convention on Contracts for the International Sale of Goods is excluded.
4. Should a provision of these general Terms of Sale (or within the framework of other agreements) be or become invalid or unenforceable entirely or in part, this shall not affect the validity of all other provisions or agreements. The contracting parties hereby commit to replace the invalid or unenforceable provision or agreement with a valid or enforceable provision or agreement most closely in conformity with the commercial provisions.
5. The headings for the individual regulations of these delivery and payment terms only serve to provide a better orientation and do not have any independent substantive content and no legal significance.
6. The purchaser's data related to the business transactions with purchaser shall be processed according to the Federal Data Protection Act.

#### X. Precedence of the German version

If these Terms of Sale exist in different languages, the German version is solely decisive for clarifying questions of interpretation.

Naber GmbH


Managing Directors: Ingrid Naber, Hans-Joachim Naber and Lasse Naber

# NABER- CONTURA®

Sinks



# Perfection



Sinks are the most frequently used items in the kitchen – and they have to take a lot of rough treatment. Good reasons to choose them carefully! Reasons to opt for the premium sinks from NABER-CONTURA®, because their appealing design and perfect quality convince with every use. The extremely versatile range in the materials stainless steel, ceramic and composite offers just the right sink for all furnishing styles and individual wishes.


Stainless steel sinks are unbeatably hard-wearing and extremely easy to care for: a fascinating eye-catcher! The high-quality porcelain stoneware of the ceramic sinks with their reserved elegance can handle even the toughest demands. Valuable detail: the convincing colour and shape variants. The composite sinks entice with the touch of their incomparably sleek surface. The Cin-Nagranit material, inspired by nature, guarantees exceptional colour intensity and beauty with outstanding durability, even after many years of use.

Whichever sink you pick: NABER-CONTURA® is always a highlight in the kitchen!



# NABER-CONTURA® Sinks

Somehow typical  
for ambitious kitchens



■ NABER-CONTURA® Stainless steel  
Traditional material for premium  
sinks – imaginatively designed Page 9–30

■ NABER-CONTURA® Ceramics  
Versatile and consistent Page 31–44

■ NABER-CONTURA® Composite  
Cin-Nagranit –  
seduction for the senses Page 45–56

## Overview of sinks

### 300 gauge cupboard width

**Corno Piu PFU1**  
Stainless steel



Page 16

**Standard S1**  
Stainless steel



Page 29

### 450 gauge cupboard width

**Corno Piu PR2**  
Stainless steel



Page 14

**Corno Piu PFU2**  
Stainless steel



Page 17

**Corno Basso PR2**  
Stainless steel



Page 19

**Corno Basso 2**  
Stainless steel



Page 21

**Corno Ora**  
Stainless steel



Page 24

**Riva 1**  
Stainless steel



Page 25

**Riva 2**  
Stainless steel



Page 26

**Nava 1**  
Stainless steel



Page 27

**Nava 2**  
Stainless steel



Page 28

**Nava 3**  
Stainless steel



Page 28

**Standard S2**  
Stainless steel



Page 29

**Standard S3**  
Stainless steel



Page 29

**Standard S8**  
Stainless steel



Page 30

# Overview of sinks

## 500 gauge cupboard width

**Corno Turno 50**  
Stainless steel



Page 12

**Corno Basso PR3**  
Stainless steel



Page 20

**LineUP 2F**  
Ceramics



Page 37

**Angola 100**  
Composite



Page 47

**Angola 40**  
Composite



Page 52

**Corno Piu PR3**  
Stainless steel



Page 15

**Corno Basso 3**  
Stainless steel



Page 22

**LineUP 1E**  
Ceramics



Page 38

**Corto 615**  
Composite



Page 50

**Corno Piu PFU3**  
Stainless steel



Page 17

**LineUP 2E**  
Ceramics



Page 36

**LineUP 1F**  
Ceramics



Page 39

**Corto 780**  
Composite



Page 51

## 600 gauge cupboard width

**Corno Turno 60**  
Stainless steel



Page 13

**Corno Piu PFU4**  
Stainless steel



Page 18

**Corno Basso 4**  
Stainless steel



Page 22

**Corno Piu PR4**  
Stainless steel



Page 15

**Corno Piu PFU11**  
Stainless steel



Page 18

**Riva 3**  
Stainless steel



Page 26

**Corno Piu PFU5**  
Stainless steel



Page 17

**Corno Basso 5**  
Stainless steel



Page 22

**Riva 4**  
Stainless steel



Page 26

## Overview of sinks

### 600 gauge cupboard width

**PickUP E**  
Ceramics



Page 33

**Spülstein Einzelbecken**  
Ceramics



Page 41

**Angola 56**  
Composite



Page 53

**PickUP F**  
Ceramics



Page 34

**Angola 100 L**  
Composite



Page 48

**Singoli 600**  
Composite



Page 54

**PickUP U**  
Ceramics



Page 35

**Angola 150**  
Composite



Page 49

### 900 gauge cupboard width

**Butler sink double bowl**  
Ceramics



Page 41

### Top mounted washbasin

**Patera 40**  
Ceramics



Page 43

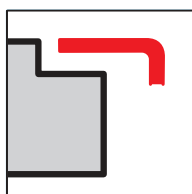
**Lavara 60**  
Ceramics



Page 44

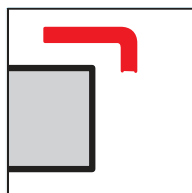
# Types of installation

Perfectly integrated  
in every way

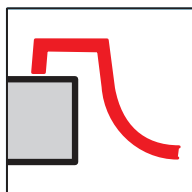


## Sinks with flat edge

Adapted to the materiality of the work surface, surface or flush mounted, attractively minimalist sink optics are combined with maximum functionality.



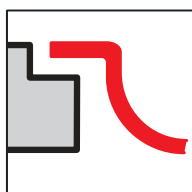
For surface or inset mounting of the sink, depending on the nature of the work surface.



## Installation from above

Sinks with classic profiled outer edge for various daily use.

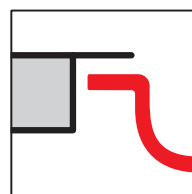
Faster and easier surface mounting in all types of work surfaces.



## Flush installation

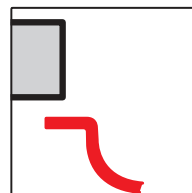
Flush installation combines the sink and work surface in an elegant combination and offers maximum convenience.

Especially recommended for granite, stone and glass work surfaces.



## Flush installation from below

The laminate decor of the worktop borders on the edge of the bowl or the draining surface. A permanent bond under the laminate ensures easy working on one level.




## Sinks for installation from below

Continuous sealed work surfaces with classical sinks installed from below highlight the material of the work surface and offer continuous convenience without bothersome edges.

Ideal for work surfaces in granite, stone, artificial stone, ceramic and glass.

(Special mounting solutions or bonding provide a durable connection between work surface and sink.)



## Sink module between work surfaces

Solitaire sink modules or classic butler sinks integrated as preparation and dishwashing centres between the adjacent work surfaces open up functional areas with a special flair.

Compatible with all types of work surfaces.



# NABER-CONTURA®

## Stainless steel


Material for premium sinks –  
imaginatively designed



■ Corno Turno	Page 12–13
Corno Piu PR	Page 14–15
Corno Piu PFU	Page 16–18
Corno Basso PR	Page 19–20
Corno Basso	Page 21–22
Drip tray large	Page 23
Drip tray small	Page 23
Cutting board	Page 23
Bowl connector	Page 23
Filo dish drainer	Page 23
Filso drip mat	Page 23
Corno Ora	Page 24
Riva	Page 25–26
Nava	Page 27–28
Standard	Page 29–30
Spare parts	Page 30

# Stainless steel

## Properties



### Stainless steel sinks

are made of standardized stainless steel 18/10, i.e. 18 % chrome + 10 % nickel which results in a high quality alloy (**material no. 1.43019**).

Therefore, you receive a non-porous surface, which is easy to clean and corrosion and heat resistant.

### Flat edge

Due to their especially flat edge, the ranges Corno Piu and Corno Basso ensure a harmonious transition to the worktop in the kitchen. Therefore, no dirty edges form around the sink.





# Stainless steel



## Care instructions

### Rust

Given common household wear and regular maintenance of the sink, no rust will be able to form. Small iron and rust particles from the water pipe may, especially in case of new buildings or maintenance work performed on the pipes, give the impression of traces of rust. You should therefore observe the following tips when taking care of your stainless steel sinks:

- Regularly remove dirt and lime deposits.
- Do not use a cleaning agent containing chlorine (usually sodium hypochlorite) or hydrochloric acid.
- If you use steel wool for cleaning, then it must consist of "Stainless steel rust-free".
- Avoid longer exposure to liquids with a high concentration of common salt.
- Avoid direct, long-term contact to rusting iron parts (for instance cast-iron pans or iron filings).

### Spotty contamination

is usually caused by lime scale, occurring more or less, depending on the hardness of the drinking water supplied (information is provided by the community waterworks). This tends to bind dirt particles, so that this spotty contamination is created after only a short time.

- You can prevent such spots by drying the sink after each use.
- Should spots still occur, then use any commercially available cleaning agent for stainless steel care and lime scale.
- We recommend use of the **stainless steel system care set\*** for optimum daily cleaning and stainless steel care.

### Scratch marks

Our stainless steel sinks with high gloss surface are manufactured with the greatest care and using state-of-the-art manufacturing and processing methods.

The material properties of stainless steel 18/10 currently still exclude absolute scratch resistance and small scratch marks are therefore normal. Only by means of regular care using the recommended care set **stainless steel system care set\*** will a pearl-finished glossy surface be achieved after about 2-4 weeks.

- **Important:** Make sure that the stainless steel surface is not treated against the polishing grain!

\*You can order the **stainless steel system care set** as **item no. 1111141**. Further information on this also in catalog 2 TECH on page 151/24 EN.

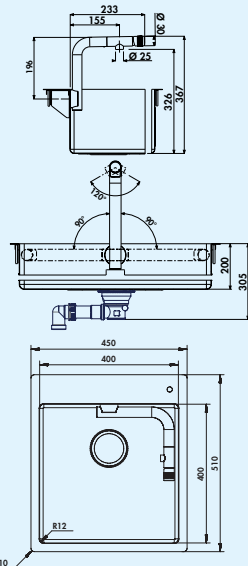


### Corno Turno

With its permanently integrated faucet, a sink innovation becomes the centre of urban styled kitchens. Minimalist single-bowl aesthetics and high ease of use of the continuously 180° swivelling faucet stand for the perfection of a unique stainless steel combination. Intuitive and capable of being sunk into the bowl in one movement, the elegant faucet clears the way for perfect installation in front of a window at worktop level.

The rotating spout enables vertical water flow in any position. In addition, valuable work surface is created by the two-piece optional cover that bridges the entire sink. Plenty of free space for all preparatory work and the faucet can still be used in the middle position due to a cut-out. Stainless steel quality with a material thickness of 1 mm ensures high quality and dimensional stability in either surface-mounted or flush-mounted installation. Sink and mixer concealed with chopping board serves as free work surface especially practical in small kitchens.

Design by tbSTUDIO, Berlin.



### Corno Turno 50

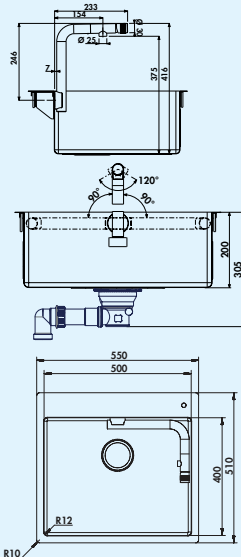


Built-in sink. 3 1/2" basket strainer valve flush with push-button excenter fitting. With single-lever mixer integrated into the bowl wall, stainless steel finish, swivel spout 180°, 120° rotating.

- flat edge: also suitable for flush mounting
- suitable for worktop thicknesses from 10 mm to 40 mm
- cut-out approx. 435 x 495 mm (built-in sink)
- bowl depth 200 mm
- with integrated single-lever mixer, stainless steel finish, high pressure
- infinitely 180° swivelling and positioning
- vertical water outlet in every position of the faucet
- ergonomic operation by single-lever mixer at the outlet end
- windows can be planned on worktop level and are simply opened

1041002 set (sink and Turno faucet)

1014.10 €



### Corno Turno 60

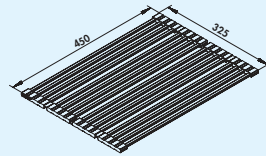


Built-in sink. 3½" basket strainer valve flush with push-button excenter fitting. With single-lever mixer integrated into the bowl wall, stainless steel finish, swivel spout 180°, 120° rotating.

- flat edge: also suitable for flush mounting
- suitable for worktop thicknesses from 10 mm to 40 mm
- cut-out approx. 535 x 495 mm (built-in sink)
- bowl depth 200 mm
- with integrated single-lever mixer, stainless steel finish, high pressure
- infinitely 180° swivelling and positioning
- vertical water outlet in every position of the faucet
- ergonomic operation by single-lever mixer at the outlet end
- windows can be planned on worktop level and are simply opened

1041001 set (sink and Turno faucet)

1029.16 €



### Filo dish drainer



Folding mat. Foldable. Hollow stainless-steel rods ground, black silicone holder, food safe.

- foldable in segments
- stainless steel/silicone
- flat hollow rods in contoured silicone strips
- non-slip
- suitable for draining board or worktop
- 325 x 450 mm (W x D)

1013041 stainless steel

63.53 €



### Filso drip mat

Drip mat made of silicone. Suitable for sub-structure and flush mounted sinks.

- food safe
- dishwasher safe
- temperature resistance –40 to 230 °C
- not suitable for cutting
- no folding
- 415 x 390 mm (W x D)

1013058 anthracite

105.88 €



### Chopping board made of bamboo

Chopping board. Two-piece, covers the entire sink.

1014055 for Corno Turno 50, 412 x 206 mm

190.76 €

1014056 for Corno Turno 60, 412 x 256 mm

210.08 €

## INFO BROCHURE

[naber.com/en/downloads/](http://naber.com/en/downloads/)

## Corno Turno 50/60

Urban-style kitchens are experiencing an innovation in sinks






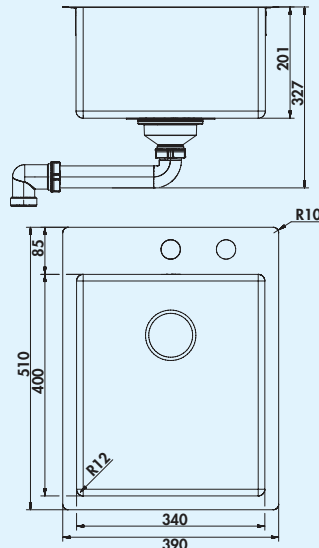
### Corno Piu PR

In terms of form and style, the new Corno single basin series with integrated tap ledge focuses on minimalist, straight-line design, small bowl and edge radii and on the particular valency achieved by the highly durable quality of the 1 mm thick stainless steel material.

A push-button elegantly integrated flush into the tap ledge opens and closes the standard eccentric fitting with **strainer basket valve which is flush to the bottom**. The discreet **overflow** blends in **flush** with the sink geometry. The narrow rim ensures flat surface-mounted installation as well as flush installation. The wet ground finish creates a fine structure that makes the surface less susceptible to signs of use, facilitates the cleaning of the sink and allows water to drain more easily.



Order-No. 5011320



### Corno Piu PR2



Built-in sink. Single bowl. 3½" basket strainer valve flush with push-button excenter fitting in stainless steel and basket strainer valve flush with the bottom.

**Flat edge: also suitable for flush installation**

- suitable for worktop thicknesses from 10 mm to 40 mm
- cut-out dimensions ca. 375 x 495 mm (built-in sink)

1013113 stainless steel 576.47 €

1041130 set (sink and Fuoco 1 faucet) 772.70 €

#### Optional accessories

1013044 Drip tray large, stainless steel 199.16 €

1013043 Drip tray small, stainless steel 178.99 €

1013045 Cutting board made of plastic, white 115.13 €

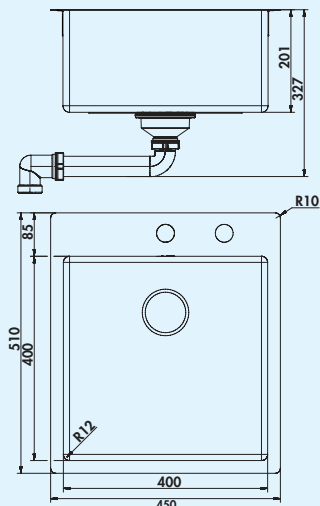
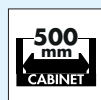
1013041 Filo dish drainer, stainless steel 63.53 €

#### Recommendations

5011320 Fuoco 1, chrome, high pressure 204.03 €



Order-No. 5011320



### Corno Piu PR3



Built-in sink. Single bowl. 3½" basket strainer valve flush with push-button excenter fitting in stainless steel and basket strainer valve flush with the bottom.

**Flat edge: also suitable for flush installation**

- suitable for worktop thicknesses from 10 mm to 40 mm
- cut-out dimensions ca. 435 x 495 mm (built-in sink)

1013114	stainless steel	618.49 €
1041131	set (sink and Fuoco 1 faucet)	814.29 €

#### Optional accessories

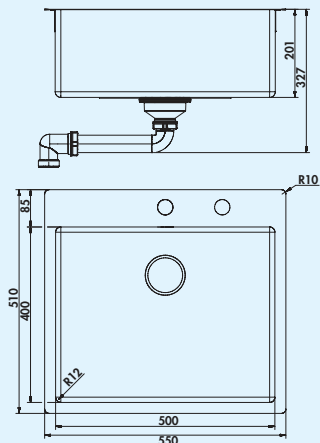
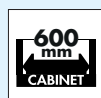
1013044	Drip tray large, stainless steel	199.16 €
1013043	Drip tray small, stainless steel	178.99 €
1013045	Cutting board made of plastic, white	115.13 €
1013041	Filo dish drainer, stainless steel	63.53 €

#### Recommendations

5011320	Fuoco 1, chrome, high pressure	204.03 €
---------	--------------------------------	----------



Order-No. 5011320



### Corno Piu PR4



Built-in sink. Single bowl. 3½" basket valve with push-button excenter fitting in stainless steel and basket strainer valve flush with the bottom.

**Flat edge: also suitable for flush installation**

- suitable for worktop thicknesses from 10 mm to 40 mm
- cut-out dimensions ca. 535 x 495 mm (built-in sink)

1013112	stainless steel	678.15 €
1041132	set (sink and Fuoco 1 faucet)	868.95 €

#### Optional accessories

1013044	Drip tray large, stainless steel	199.16 €
1013043	Drip tray small, stainless steel	178.99 €
1013045	Cutting board made of plastic, white	115.13 €
1013041	Filo dish drainer, stainless steel	63.53 €

#### Recommendations

5011320	Fuoco 1, chrome, high pressure	204.03 €
---------	--------------------------------	----------



### Corno Piu PFU

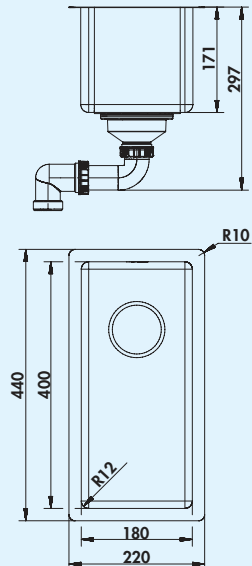
The further developed Corno single basin series is characterised by symmetrical edge geometry and small basin and edge radii. The precise processing of the 1 mm thick stainless steel material guarantees a high level of durability and quality in use. Aesthetics in detail are evident in the **flush integrated overflow** and the strainer **basket valve integrated flush with the bottom**. The all-round narrow bowl rim ensures flat surface-mounted installation, flush installation and problem-free substructure installation.

The wet ground finish creates a fine structure that makes the surface less susceptible to signs of use, facilitates the cleaning of the sink and allows water to drain more easily.

**Suitable for worktop thicknesses from 10–40 mm (built-in sink) and from 20 mm (sub-structure sink).**



Order-No. 1013048



### Corno Piu PFU1



Built-in/sub-structure sink. Single bowl. 3½" drain and spill-over fitting with basket strainer valve flush with the bottom. When using the mounting brackets supplied, the installation width required increases by approx. 30 mm per side in case of the sub-structure sink.

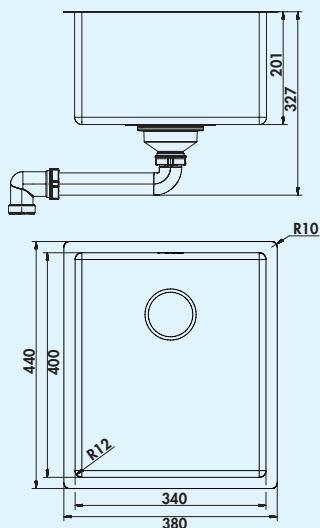
#### Flat edge: also suitable for flush installation

- cut-out dimensions ca. 210 x 430 mm (built-in sink)
- cut-out dimensions ca. 181 x 401 mm (substructure sink)

**1013125** stainless steel **356.30 €**

#### Optional accessories

**1013048** Bowl connector, white **27.98 €**



Order-No. 5011308



### Corno Piu PFU2



Built-in/sub-structure sink. Single bowl. 3½" drain and spill-over fitting with basket strainer valve flush with the bottom. When using the mounting brackets supplied, the installation width required increases by approx. 30 mm per side in case of the sub-structure sink.

**Flat edge: also suitable for flush installation**

- cut-out dimensions ca. 370 x 430 mm (built-in sink)
- cut-out dimensions ca. 341 x 401 mm (substructure sink)

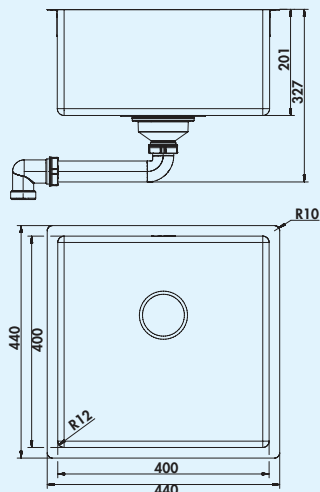
1013124	stainless steel	377.31 €
1041133	set (sink and Mio 3 faucet)	593.89 €

#### Optional accessories

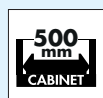
1014046	Rotational knob excenter fitting, stainless steel, drill Ø 35 mm	56.30 €
1013044	Drip tray large, stainless steel	199.16 €
1013043	Drip tray small, stainless steel	178.99 €
1013045	Cutting board made of plastic, white	115.13 €
1013041	Filo dish drainer, stainless steel	63.53 €

#### Recommendations

5011308	Mio 3, chrome, high-pressure	230.25 €
---------	------------------------------	----------



Order-No. 5011308



### Corno Piu PFU3



Built-in/sub-structure sink. Single bowl. 3½" drain and spill-over fitting with basket strainer valve flush with the bottom. When using the mounting brackets supplied, the installation width required increases by approx. 30 mm per side in case of the sub-structure sink.

**Flat edge: also suitable for flush installation**

- cut-out dimensions ca. 430 x 430 mm (built-in sink)
- cut-out dimensions ca. 401 x 401 mm (substructure sink)

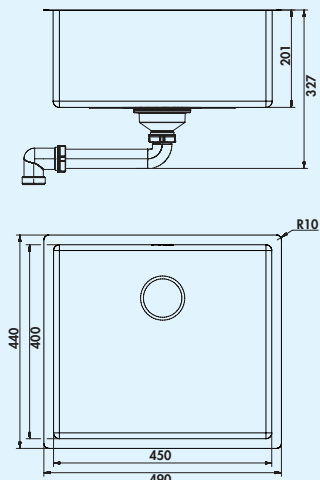
1013123	stainless steel	393.28 €
1041134	set (sink and Mio 3 faucet)	612.62 €

#### Optional accessories

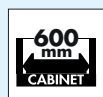
1014046	Rotational knob excenter fitting, stainless steel, drill Ø 35 mm	56.30 €
1013044	Drip tray large, stainless steel	199.16 €
1013043	Drip tray small, stainless steel	178.99 €
1013045	Cutting board made of plastic, white	115.13 €
1013041	Filo dish drainer, stainless steel	63.53 €

#### Recommendations

5011308	Mio 3, chrome, high-pressure	230.25 €
---------	------------------------------	----------



Order-No. 5011308



### Corno Piu PFU5



Built-in/sub-structure sink. Single bowl. 3½" drain and spill-over fitting with basket strainer valve flush with the bottom. When using the mounting brackets supplied, the installation width required increases by approx. 30 mm per side in case of the sub-structure sink.

**Flat edge: also suitable for flush installation**

- cut-out dimensions ca. 480 x 430 mm (built-in sink)
- cut-out dimensions ca. 451 x 401 mm (substructure sink)

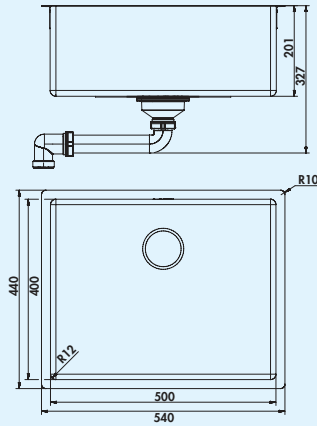
1013126	stainless steel	399.16 €
1041135	set (sink and Mio 3 faucet)	619.97 €

#### Optional accessories


1014046	Rotational knob excenter fitting, stainless steel, drill Ø 35 mm	56.30 €
1013044	Drip tray large, stainless steel	199.16 €
1013043	Drip tray small, stainless steel	178.99 €
1013045	Cutting board made of plastic, white	115.13 €
1013041	Filo dish drainer, stainless steel	63.53 €

#### Recommendations

5011308	Mio 3, chrome, high-pressure	230.25 €
---------	------------------------------	----------



Order-No. 5011308

**Corno Piu PFU4**

Built-in/sub-structure sink. Single bowl. 3½" drain and spill-over fitting with basket strainer valve flush with the bottom. When using the mounting brackets supplied, the installation width required increases by approx. 30 mm per side in case of the sub-structure sink.

**Flat edge: also suitable for flush installation**

- cut-out dimensions ca. 530 x 430 mm (built-in sink)
- cut-out dimensions ca. 501 x 401 mm (substructure sink)

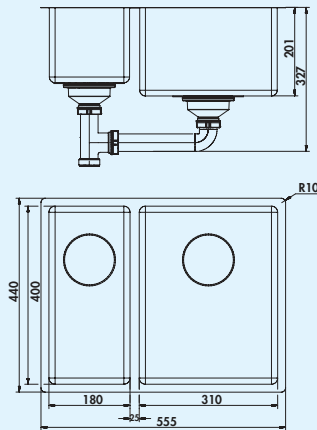
1013122	stainless steel	409.24 €
1041141	set (sink and Mio 3 faucet)	629.90 €

**Optional accessories**

1014046	Rotational knob excenter fitting, stainless steel, drill Ø 35 mm	56.30 €
1013044	Drip tray large, stainless steel	199.16 €
1013043	Drip tray small, stainless steel	178.99 €
1013045	Cutting board made of plastic, white	115.13 €
1013041	Filo dish drainer, stainless steel	63.53 €

**Recommendations**

5011308	Mio 3, chrome, high-pressure	230.25 €
---------	------------------------------	----------



Order-No. 5011308

**Corno Piu PFU11**

Built-in/sub-structure sink. With half sink. Both bowls with 3½" drain and spill-over fitting and basket strainer valve flush with the bottom. When using the mounting brackets supplied, the installation width required increases by approx. 30 mm per side in case of the sub-structure sink.

**Flat edge: also suitable for flush installation**

- cut-out dimensions ca. 545 x 430 mm (built-in sink)
- cut-out dimensions ca. 516 x 401 mm (substructure sink)
- **without half sink insert**

1013120	stainless steel, bowl right	795.80 €
1041144	set (bowl right and Mio 3 faucet)	1013.22 €
1013121	stainless steel, bowl left	795.80 €
1041145	set (bowl left and Mio 3 faucet)	1013.22 €

**Optional accessories**

1013042	Half sink insert, stainless steel	200.00 €
1014046	Rotational knob excenter fitting, stainless steel, drill Ø 35 mm	56.30 €
1013044	Drip tray large, stainless steel	199.16 €
1013043	Drip tray small, stainless steel	178.99 €
1013045	Cutting board made of plastic, white	115.13 €
1013041	Filo dish drainer, stainless steel	63.53 €

**Recommendations**


5011308	Mio 3, chrome, high-pressure	230.25 €
---------	------------------------------	----------



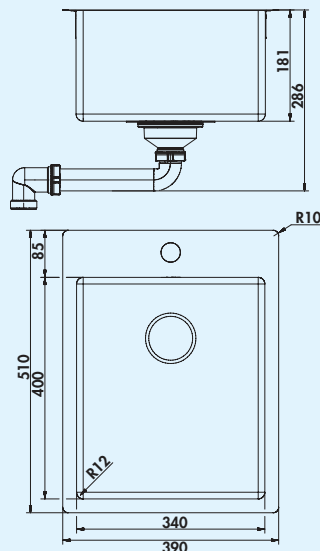


### Corno Basso PR

The understated design of the all-round sink rim is continued in the integrated faucet bench of the Corno Basso PR series. Thus, each built-in sink model convinces with contemporary minimalism. Recommended combinations of sink and faucet are presented as a set offer. The streamlined and symmetrical stainless-steel sinks are ideal for flush and surface-mounted installation. Both options ensure a harmonious transition to the worktop. The Corno Basso PR models feature the small bowl and rim radii typical of the Corno series. Thanks to the first-class workmanship of the stainless-steel material, they are extremely hard-wearing and easy to clean.



Order-No. 5011250



### Corno Basso PR2



Built-in sink. Single bowl. 3½" drain and spill-over fitting.

**Flat edge: also suitable for flush installation**

- suitable for worktop thicknesses from 10 mm to 40 mm
- cut-out dimensions ca. 375 x 495 mm (built-in sink)

1013144	stainless steel	440.34 €
1041146	set (sink and Arco 1 faucet)	615.05 €

#### Optional accessories

1013044	Drip tray large, stainless steel	199.16 €
1013043	Drip tray small, stainless steel	178.99 €
1013045	Cutting board made of plastic, white	115.13 €
1013041	Filo dish drainer, stainless steel	63.53 €


#### Recommendations

5011250	Arco 1, chrome, high pressure	174.71 €
---------	-------------------------------	----------

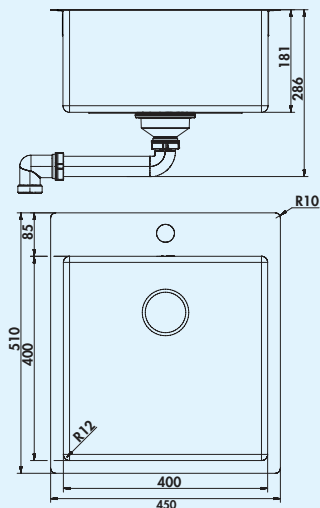
# NABER-CONTURA® Stainless steel

Order no. Item/  
Description

per pc. excl. VAT



Order-No. 5011250



## Corno Basso PR3



Built-in sink. Single bowl. 3½" drain and spill-over fitting.

**Flat edge: also suitable for flush installation**

— suitable for worktop thicknesses from 10 mm to 40 mm  
— cut-out dimensions ca. 435 x 495 mm (built-in sink)

1013145 stainless steel 478.99 €

1041147 set (sink and Arco 1 faucet) 625.92 €

### Optional accessories

1013044 Drip tray large, stainless steel 199.16 €

1013043 Drip tray small, stainless steel 178.99 €

1013045 Cutting board made of plastic, white 115.13 €

1013041 Filo dish drainer, stainless steel 63.53 €

### Recommendations

5011250 Arco 1, chrome, high pressure 174.71 €



### Corno Basso

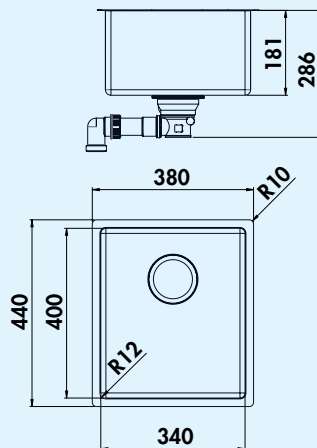
The new Basso series fits conceptually into the minimalist Corno design concept with individual bowls for built-in or substructure installation, and is characterised by a straightforward design language, symmetrical edge geometry and small bowl and edge radii. Values such as durability and quality in use are guaranteed by the particularly precise processing of the 1 mm thick stainless steel material. The all-round narrow bowl rim ensures flat surface-mounted installation, flush installation and problem-free substructure installation. With four bowl sizes and faucet set combinations, a wide range of kitchen plans can be realised. Optional accessories such as the stainless steel push button, half sink, draining tray and chopping board complete the exclusive Corno own-brand range.

The wet ground finish creates a fine structure that makes the surface less susceptible to signs of use, facilitates the cleaning of the sink and allows water to drain more easily.

The sinks are suitable for worktop thicknesses from 10–40 mm (built-in sink) and from 20 mm (sub-structure sink).



Order-No. 5011250



### Corno Basso 2



Built-in/sub-structure sink. Single bowl. 3½" drain and spill-over fitting. When using the mounting brackets supplied, the installation width required increases by approx. 30 mm per side in case of the sub-structure sink.

**Flat edge: also suitable for flush installation**

- cut-out dimensions ca. 370 x 430 mm (built-in sink)
- cut-out dimensions ca. 340 x 400 mm (substructure sink)

1013140 stainless steel	331.93 €
1041113 set (sink and Arco 1 faucet)	502.84 €

#### Optional accessories

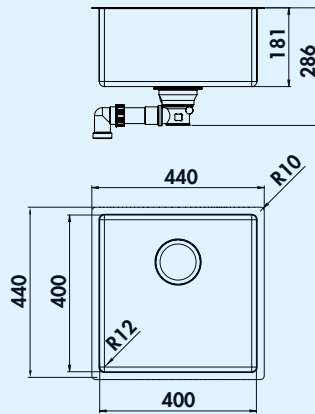
1014047 Rotational knob excenter fitting, stainless steel, drill Ø 35 mm	51.51 €
1013044 Drip tray large, stainless steel	199.16 €
1013043 Drip tray small, stainless steel	178.99 €
1013045 Cutting board made of plastic, white	115.13 €
1013041 Filo dish drainer, stainless steel	63.53 €
1013059 Pull knob excenter fitting, stainless steel, drill Ø 35 mm	99.16 €

#### Recommendations

5011250 Arco 1, chrome, high pressure	174.71 €
---------------------------------------	----------



Order-No. 5011250

**Corno Basso 3**

Built-in/sub-structure sink. Single bowl. 3½" drain and spill-over fitting. When using the mounting brackets supplied, the installation width required increases by approx. 30 mm per side in case of the sub-structure sink.

**Flat edge: also suitable for flush installation**

- cut-out dimensions ca. 430 x 430 mm (built-in sink)
- cut-out dimensions ca. 400 x 400 mm (substructure sink)

1013141	stainless steel	344.54 €
1041114	set (sink and Arco 1 faucet)	515.36 €

**Optional accessories**

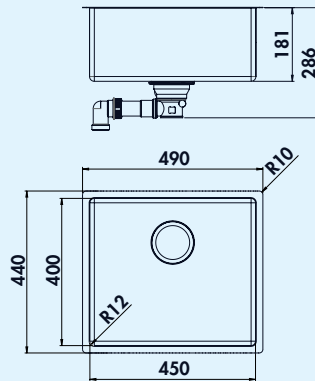
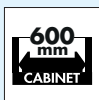
1014047	Rotational knob excenter fitting, stainless steel, drill Ø 35 mm	51.51 €
1013044	Drip tray large, stainless steel	199.16 €
1013043	Drip tray small, stainless steel	178.99 €
1013045	Cutting board made of plastic, white	115.13 €
1013041	Filo dish drainer, stainless steel	63.53 €
1013059	Pull knob excenter fitting, stainless steel, drill Ø 35 mm	99.16 €

**Recommendations**

5011250	Arco 1, chrome, high pressure	174.71 €
---------	-------------------------------	----------



Order-No. 5011250

**Corno Basso 5**

Built-in/sub-structure sink. Single bowl. 3½" drain and spill-over fitting. When using the mounting brackets supplied, the installation width required increases by approx. 30 mm per side in case of the sub-structure sink.

**Flat edge: also suitable for flush installation**

- cut-out dimensions ca. 480 x 430 mm (built-in sink)
- cut-out dimensions ca. 450 x 400 mm (substructure sink)

1013142	stainless steel	368.07 €
1041115	set (set and Arco 1 faucet)	536.00 €

**Optional accessories**

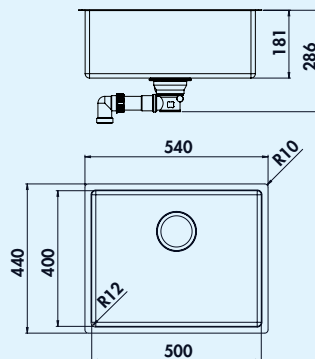
1014047	Rotational knob excenter fitting, stainless steel, drill Ø 35 mm	51.51 €
1013044	Drip tray large, stainless steel	199.16 €
1013043	Drip tray small, stainless steel	178.99 €
1013045	Cutting board made of plastic, white	115.13 €
1013041	Filo dish drainer, stainless steel	63.53 €
1013059	Pull knob excenter fitting, stainless steel, drill Ø 35 mm	99.16 €

**Recommendations**

5011250	Arco 1, chrome, high pressure	174.71 €
---------	-------------------------------	----------



Order-No. 5011250

**Corno Basso 4**

Built-in/sub-structure sink. Single bowl. 3½" drain and spill-over fitting. When using the mounting brackets supplied, the installation width required increases by approx. 30 mm per side in case of the sub-structure sink.

**Flat edge: also suitable for flush installation**

- cut-out dimensions ca. 530 x 430 mm (built-in sink)
- cut-out dimensions ca. 500 x 400 mm (substructure sink)

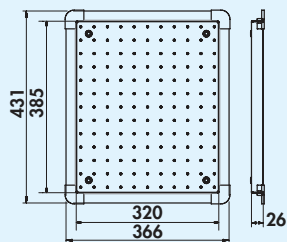
1013143	stainless steel	373.95 €
1041116	set (set and Arco 1 faucet)	540.43 €

**Optional accessories**

1014047	Rotational knob excenter fitting, stainless steel, drill Ø 35 mm	51.51 €
1013044	Drip tray large, stainless steel	199.16 €
1013043	Drip tray small, stainless steel	178.99 €
1013045	Cutting board made of plastic, white	115.13 €
1013041	Filo dish drainer, stainless steel	63.53 €
1013059	Pull knob excenter fitting, stainless steel, drill Ø 35 mm	99.16 €

**Recommendations**

5011250	Arco 1, chrome, high pressure	174.71 €
---------	-------------------------------	----------

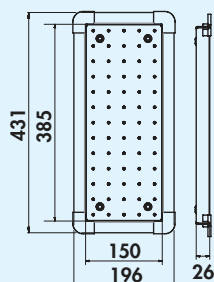


### Drip tray large

– 366 mm x 431 mm (W x D)

1013044 stainless steel

199.16 €



### Drip tray small

– 196 mm x 431 mm (W x D)

1013043 stainless steel

178.99 €

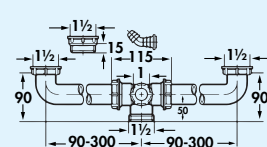



### Cutting board made of plastic

– 320 mm x 420 mm (W x D)

1013045 white

115.13 €

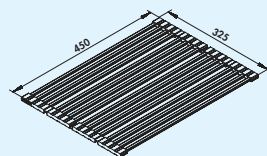


### Bowl connector

Connector for 2 bowls. Required, if two Corno bowls are to be connected to each other.

1013048 white

27.98 €



### Filo dish drainer

Folding mat. Foldable. Hollow stainless-steel rods ground, black silicone holder, food safe.

- foldable in segments
- stainless steel/silicone
- flat hollow rods in contoured silicone strips
- non-slip
- suitable for draining board or worktop
- 325 x 450 mm (W x D)

1013041 stainless steel

63.53 €



### Filso drip mat

Drip mat made of silicone. Suitable for sub-structure and flush mounted sinks.

- food safe
- dishwasher safe
- temperature resistance –40 to 230 °C
- not suitable for cutting
- no folding
- 415 x 390 mm (W x D)

1013058 anthracite

105.88 €



### Corno Ora

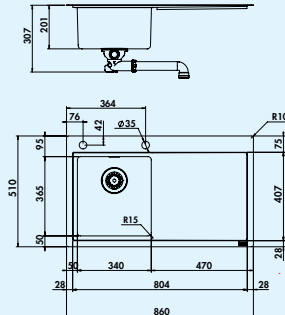
The timeless, purist design of the Corno Ora also follows the basic design principle of the Corno line: to reduce form and function to the essentials. Flat rim and narrow radii (15 mm) are the defining features. The ergonomic arrangement of deep basin and large draining board, connected by a guide rail along the complete longitudinal axis for the flexible placement of a chopping board, facilitate the work processes during rinsing and preparation. High quality and dimensional stability with flush and surface installation is ensured by the production of stainless steel in 1 millimetre material thickness. The sink is equipped with a reinforced tap ledge for stable mounting of the faucet. In addition, the platform is reinforced for increased stability and high-quality acoustics.



Order-No. 1014042



Order-No. 5011250



### Corno Ora



Built-in sink. With draining surface. 3½" basket strainer valve flush, rotational knob excenter fitting.

#### Flat edge: also suitable for flush installation

- suitable for worktop thicknesses from 30 mm to 40 mm
- cut-out dimensions ca. 480 x 490 mm (built-in sink)

1014040	stainless steel, bowl right	798.32 €
1041126	set (bowl right and Arco 1)	967.19 €
1014041	bac/gauche, bowl left	798.32 €
1041127	set (bowl left and Arco 1)	967.19 €

#### Optional accessories

1014042	Drip tray, stainless steel	180.67 €
1014043	Cutting board made of plastic, white	121.85 €

#### Recommendations

5011250	Arco 1, chrome, high pressure	174.71 €
---------	-------------------------------	----------





### Riva

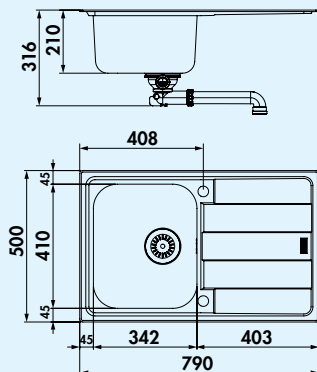
The Riva sink series impresses with its contemporary and simple design. The sinks of the Riva series are suitable for flat surface mounting on the work surface.



Order-No. 1014024



Order-No. 5011060



### Riva 1



Built-in sink. With draining surface, reversible. 3½" basket strainer valve flush, rotational excenter fitting.

- suitable for worktop thicknesses from 30 mm to 40 mm
- cut-out dimensions ca. 770 x 480 mm

1014020	stainless steel	270.59 €
1041050	set (sink and Drive 1 faucet)	405.59 €

#### Optional accessories

1014024	Chopping board, solid beech, 445 x 225 mm	138.66 €
1014014	Drip tray, stainless steel, 342 x 410 mm	134.45 €

#### Recommendations

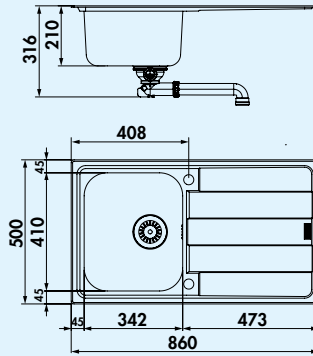
5011060	Drive 1, chrome, high pressure	141.18 €
---------	--------------------------------	----------



# NABER-CONTURA® Stainless steel

Order no. Item/  
Description

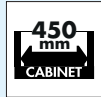
per pc. excl. VAT



Order-No. 1014024



Order-No. 5011060



## Riva 2



Built-in sink. With draining surface, reversible. 3½" basket strainer valve flush, rotational excenter fitting.

- suitable for worktop thicknesses from 30 mm to 40 mm
- cut-out dimensions ca. 835 x 475 mm

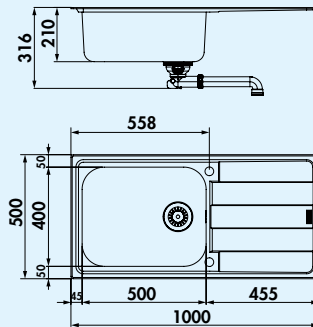
1014021	stainless steel	270.59 €
1041051	set (sink and Drive 1 faucet)	405.59 €

### Optional accessories

1014024	Chopping board, solid beech, 445 x 225 mm	138.66 €
1014014	Drip tray, stainless steel, 342 x 410 mm	134.45 €

### Recommendations


5011060	Drive 1, chrome, high pressure	141.18 €
---------	--------------------------------	----------



Order-No. 1014024



Order-No. 5011060



## Riva 3



Built-in sink. With draining surface, reversible. 3½" basket strainer valve flush, rotational excenter fitting.

- suitable for worktop thicknesses from 30 mm to 40 mm
- cut-out dimensions ca. 975 x 475 mm

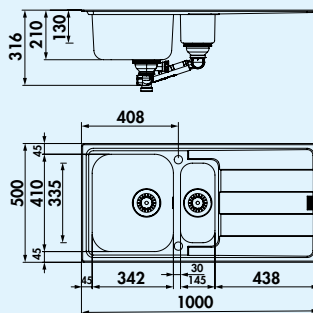
1014022	stainless steel	413.45 €
1041052	set (sink and Drive 1 faucet)	539.38 €

### Optional accessories

1014024	Chopping board, solid beech, 445 x 225 mm	138.66 €
---------	---	----------

### Recommendations

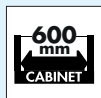
5011060	Drive 1, chrome, high pressure	141.18 €
---------	--------------------------------	----------



Order-No. 1014024



Order-No. 5011064



## Riva 4



Built-in sink. With draining surface and half sink, reversible. 3½" basket strainer valve flush, rotational excenter fitting in the large bowl, half sink closeable.

- suitable for worktop thicknesses from 30 mm to 40 mm
- cut-out dimensions ca. 975 x 475 mm
- **without half sink insert**

1014023	stainless steel	346.22 €
1041053	set (sink and Drive 2 faucet)	531.41 €

### Optional accessories

1014024	Chopping board, solid beech, 445 x 225 mm	138.66 €
1014014	Drip tray, stainless steel, 342 x 410 mm	134.45 €
1014013	Half sink insert, stainless steel	96.64 €

### Recommendations

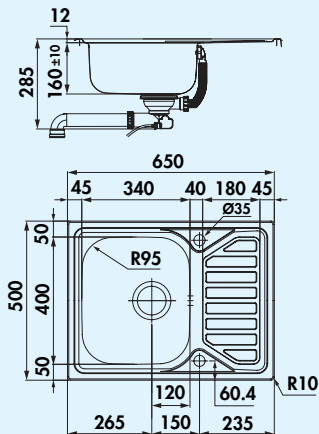
5011064	Drive 2, chrome, high pressure	193.28 €
---------	--------------------------------	----------





### Nava

These sinks with their rhythmically outlined shapes complement the functional product range, giving it high longevity and durability.



OrderNo. 1015013



OrderNo. 5011060



### Nava 1



Built-in sink. With draining surface, reversible. 3½" basket strainer valve flush, rotational excenter fitting.

- suitable for worktop thicknesses from 17 mm to 40 mm
- cut-out dimensions ca. 630 x 480 mm

1015040 stainless steel	256.30 €
1041064 set (sink and Drive 1 faucet)	386.55 €

#### Optional accessories

1015013 Chopping board made of glass, black, 485 x 300 mm	121.01 €
---	----------

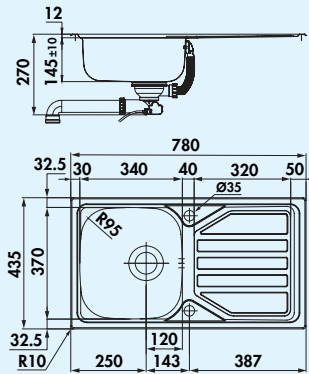
#### Recommendations

5011060 Drive 1, chrome, high pressure	141.18 €
--	----------

# NABER-CONTURA® Stainless steel

Order no. Item/  
Description

per pc. excl. VAT



Order-No. 5011060



## Nava 2



Built-in sink. With draining surface, reversible. 3½" basket strainer valve flush, rotational excenter fitting.

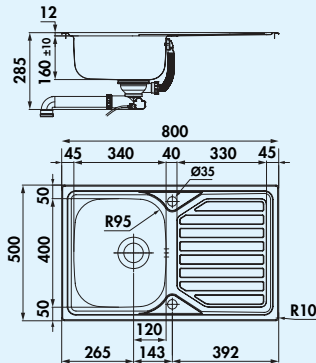
- suitable for worktop thicknesses from 17 mm to 40 mm
- cut-out dimensions ca. 760 x 415 mm

1015041 stainless steel 195.80 €

1041062 set (sink and Drive 1 faucet) 328.56 €

### Recommendations

5011060 Drive 1, chrome, high pressure 141.18 €



Order-No. 1015013



Order-No. 5011060



## Nava 3



Built-in sink. With draining surface, reversible. 3½" basket strainer valve flush, rotational excenter fitting.

- suitable for worktop thicknesses from 17 mm to 40 mm
- cut-out dimensions ca. 780 x 480 mm

1015042 stainless steel 265.55 €

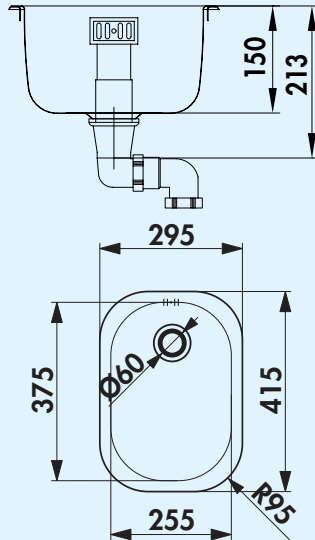
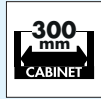
1041063 set (sink and Drive 1 faucet) 396.56 €

### Optional accessories

1015013 Chopping board made of glass, black, 485 x 300 mm 121.01 €

### Recommendations

5011060 Drive 1, chrome, high pressure 141.18 €



### Standard S1

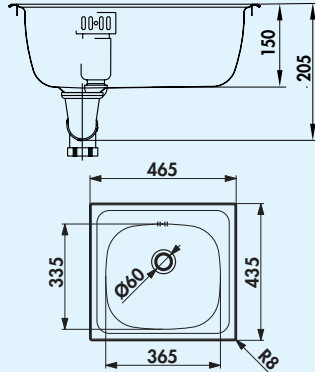
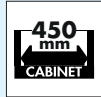


Built-in sink. Single bowl. 1½" drain and spillover fittings.  
— suitable for worktop thicknesses from 30 mm to 40 mm  
— cut-out dimensions according to template

1016056 stainless steel 188.24 €

#### Spare parts

1016058 Spare parts drain connections, 1½" drain and spillover valve 13.28 €

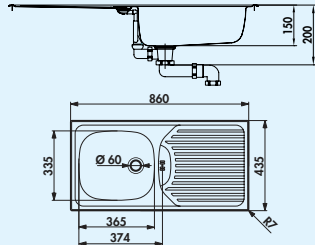


### Standard S2



Built-in sink. Single bowl. 1½" drain and spillover fittings.  
— suitable for worktop thicknesses from 30 mm to 40 mm  
— cut-out dimensions ca. 445 x 415 mm

1016057 stainless steel 173.95 €



### Standard S3



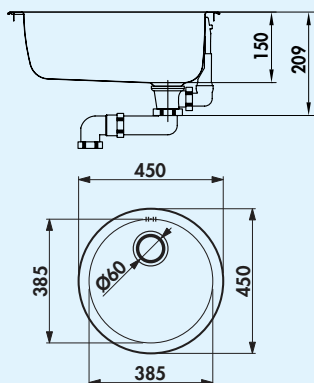
Built-in sink. With draining surface, reversible. 1½" drain and spillover fittings, incl. spill-over in the draining surface.  
— suitable for worktop thicknesses from 30 mm to 40 mm  
— cut-out dimensions ca. 840 x 415 mm

1016042 stainless steel 125.00 €

# NABER-CONTURA® Stainless steel

Order no. Item/  
Description

per pc. excl. VAT



## Standard S8



Built-in sink. Single round bowl. 1½" drain and spillover fittings.  
— suitable for worktop thicknesses from 30 mm to 40 mm  
— cut-out dimensions as per template

**1016108** stainless steel **167.23 €**

## Spare parts drain connections

**For Corno Turno 50/60, Basso:**

**1013057** 3½" basket valve, rotational knob excenter fitting **94.96 €**

**For Corno Piu PR 2-4:**

**1014045** 3½" basket valve, rotational knob excenter fitting **94.96 €**

**For Corno Piu PFU 1-5:**

**1010048** 3½" drain and spillover valve **33.19 €**

**For Corno Piu PFU 11:**

**1010047** 3½" drain and spillover valve **50.34 €**

**For Corno Basso:**

**1010046** 3½" drain and spillover valve **31.51 €**

**For Corno Ora**

**1014044** 3½" basket valve, rotational knob excenter fitting **105.88 €**

**Nava 1-3:**

**1010050** 3½" basket valve, rotational excenter fitting **76.22 €**

**For Riva 1-3:**

**1014090** 3½" basket valve, rotational excenter fitting **51.60 €**

**For Riva 4:**

**1014091** 3½" basket valve, rotational excenter fitting **71.18 €**

**For Standard S1, Standard S2, Standard S8:**

**1016058** 1½" drain and spillover valve **13.28 €**

**For Standard S3:**

**1016041** 1½" drain and spillover valve **22.94 €**

# NABER-CONTURA® Ceramics

Versatile and consistent



PickUP E	Page 33
PickUP F	Page 34
PickUP U	Page 35
LineUP 2E	Page 36
LineUP 2F	Page 37
LineUP 1E	Page 38
LineUP 1F	Page 39
Filo dish drainer	Page 40
Filso drip mat	Page 40
Cover cap drain cover	Page 40
Premium rotational excenter	Page 40
Bowl insert	Page 40
Chopping board made of bamboo	Page 40
Butler sinks	Page 41
Patera 40	Page 43
Lavara 60	Page 44

# NABER-CONTURA® Ceramics

PickUP + LineUP –  
High-grade ceramics when the  
highest quality is needed

Naber's new **PickUP + LineUP** ranges of ceramic sinks win every respect. The high-quality fine stoneware is elaborately manufactured with selected craftsmanship. Each product is carefully cast, polished, glazed, fired, ground and then thoroughly inspected.

As a result, the product is particularly resistant and safe to withstand extreme demands.


**PickUP + LineUP** ceramic kitchen sinks are incredibly resistant! The sinks are particularly easy and problem-free to clean, they are completely odourless and tasteless. Due to their high scratch resistance, the sinks can even be used as a cutting surface. **PickUP + LineUP** sinks

are impact-resistant and resistant to cold, heat and acids. Not even colour-intensive food or household chemicals leave any traces!

Five different installation types, four colours and an attractive range of shapes create variety. In our own sample book, the choice of colours is haptically and impressively documented.

**Naber PickUP + LineUP** ceramic sinks can be integrated into kitchens of any style and quickly become a valuable, practical and aesthetic eye-catcher.

**Sample book** Order no. 1090007



## Colours

white glossy

white matt

lava

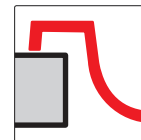
slate

nero

## Extended warranty

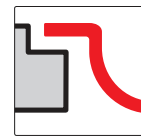
Due to their extraordinary insensitivity and excellent quality of use, we give a **5-year warranty** against manufacturing defects on the luxury ceramic sinks PickUP + LineUP.

## Installation types



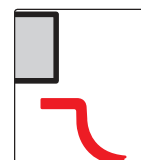
### Installation from above

Sinks with classic profiled outer edge for versatile daily applications. Quick and easy installation in all types of worktops.



### Flush mounting

The flush-mounted installation combines sink and worktop in an elegant combination and offers the highest level of comfort.



### Sinks for substructure

Continuous closed worktops with traditionally undermounted basins accentuate the material of the worktop and offer comfort without disturbing edges.

## INFO BROCHURE

[naber.com/en/downloads/](http://naber.com/en/downloads/)

## PickUP

Best ceramic, smart design –  
remarkably practical in daily use





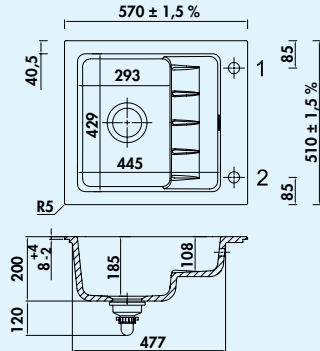
**PickUP E**

With increasing awareness of a resource-friendly use of water, smart sink concepts such as PickUP E are coming to the fore. High-quality ceramic and a ledge integrated into the bowl make this single bowl sink so unique. You don't always need a full sink to wash up a few glasses, cups and cutlery items and then drain them on the lower second level – which is also a practical place to put scrubbed vegetables, peelings and cuttings. Even the washing of a baking tray is part of the creative solution of a single bowl geometry for the economical routine of everyday washing up. Available in five colour variants, PickUP E can be integrated into any modern furnishing concept as a built-in sink.

We recommend using a faucet with pull-out spout or shower head.


**5 years manufacturer's warranty (except on wearing parts)**

Design by Hans Winkler Design, Grafenau.



Order-No. 1091038

Order-No. 5011252



**PickUP E**



Built-in sink. Ceramic, single bowl with second level, reversible, 3½" basket strainer valve flush with premium rotational excenter fitting, chromed, drill hole 1+2 drilled through.

- suitable for worktop thicknesses from 30 mm
- cut-out approx. 540 x 480 mm, R 5 mm


1091001 white glossy	924.37 €
1091002 slate	924.37 €
1091003 nero	924.37 €
1091004 lava	924.37 €
1091005 white matt	924.37 €

**Optional accessories**

1091038 Bowl insert, stainless steel	180.67 €
1091039 Chopping board made of bamboo, oiled	167.23 €

**Recommendations**

5011252 Arco 2, chrome, high pressure	230.50 €
---------------------------------------	----------



### PickUP F

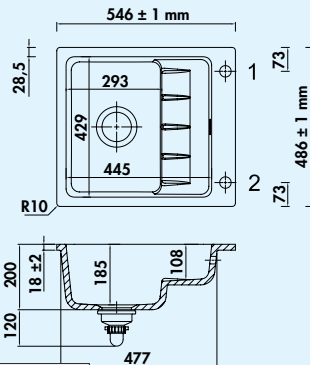
As a flush mounting variant, PickUP F is based on the trend towards edgeless integration into the worktop. The optical component not only upgrades the sink area stylistically, it is also easier to clean - a thoroughly important comfort aspect for kitchen planning. PickUP F also offers the choice between five colours, giving you the opportunity to set further individual accents.

We recommend using a faucet with pull-out spout or shower head.

**Sink with milled outer edge for flush mounting. Worktop thickness min. 30 mm. Attention: In the cutout, a chamfer of 2 mm x 45° has to be applied to the upper edge!**

**5 years manufacturer's warranty (except on wearing parts)**

**Design by Hans Winkler Design, Grafenau.**



Order-No. 1091038



Order-No. 5023125



white glossy

slate

nero

lava

white matt

### PickUP F



Built-in sink for flush mounting. Ceramic, single bowl with second level, reversible, 3 1/2" basket strainer valve flush with premium rotational excenter fitting, chromed, drill hole 1 + 2 drilled through.

- suitable for worktop thicknesses from 30 mm
- requires beading all round or a support bar (beading depth 25 mm, beading width 8 mm)
- cutout dimensions approx. 550 x 490 mm, R 12 mm

1091011	white glossy	1004.20 €
1091012	slate	1004.20 €
1091013	nero	1004.20 €
1091014	lava	1004.20 €
1091015	white matt	1004.20 €

#### Optional accessories

1091038	Bowl insert, stainless steel	180.67 €
1091039	Chopping board made of bamboo, oiled	167.23 €

#### Recommendations

5023125	Steel 2, stainless steel, high pressure	473.11 €
---------	---	----------





### PickUP U

Designed for rimless substructure mounting, the sink contour of the PickUP U directly adjoins the worktop cut-out. Pure aesthetics, which convey a more generous effect of the dishwashing area and the environment in a purist elegant way. It is particularly appreciated by planners when combined with stone, concrete and ceramic worktops. The trendy five-colour concept of the PickUP U offers versatile design options.

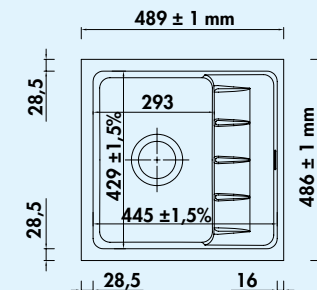
We recommend using a faucet with pull-out spout or shower head.

**Sink with milled outer edge for sub-structure mounting. Worktop thickness min. 30 mm. If the sub-structure sink is glued, thinner worktops can be used.**

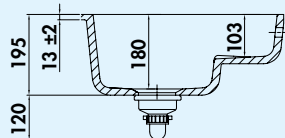
**Due to the tolerance, we recommend that you make the cutout based on the supplied bowl.**

**5 years manufacturer's warranty (except on wearing parts)**

**Design by Hans Winkler Design, Grafenau.**



Order-No. 5011252



### PickUP U


Substructure sink. Ceramic, single bowl with second level, reversible, 3 1/2" basket strainer valve flush with premium rotational excenter fitting, chromed, **without** drill hole.


- suitable for worktop thicknesses from 30 mm
- cutout dimensions approx. 433 x 417 mm, R 19 mm
- no tap hole bank: provide holes for faucet and excenter in the worktop
- incl. mounting material

1091021	white glossy	1138.66 €
1091022	slate	1138.66 €
1091023	nero	1138.66 €
1091024	lava	1138.66 €
1091025	white matt	1138.66 €

#### Recommendations

5011252	Arco 2, chrome, high pressure	230.50 €
---------	-------------------------------	----------



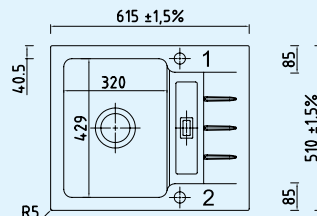


### LineUP 2E


High-quality ceramic built-in sink in a contemporary look. A deep bowl as well as a small, slightly inclined integrated draining surface with practical drip tray determine the clear design language of the new model series. Cleverly designed, with its continuous material thickness, the edge-mounted sink widens in the area of the top ledge. Plannable in reverse and available in five colour variants, LineUP 2E meets all the requirements for furnishing and equipping smaller wash stations.

**5 years manufacturer's warranty (except on wearing parts)**

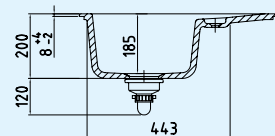
**Design by Hans Winkler Design, Grafenau.**



Order-No. 1091038



Order-No. 5011320



### LineUP 2E

Built-in sink. Ceramic, single bowl with small draining surface, reversible, 3½" basket strainer valve flush with premium rotational excenter fitting, chromed, drill hole 1 + 2 drilled through.

- suitable for worktop thicknesses from 30 mm
- cut-out approx. 585 x 480 mm, R 5 mm


1091041	white glossy	895.80 €
1091042	slate	895.80 €
1091043	nero	895.80 €
1091044	lava	895.80 €
1091045	white matt	895.80 €


#### Optional accessories

1091038	Bowl insert, stainless steel	180.67 €
1091039	Chopping board made of bamboo, oiled	167.23 €

#### Recommendations

5011320	Fuoco 1, chrome, high pressure	204.03 €
---------	--------------------------------	----------





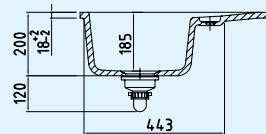
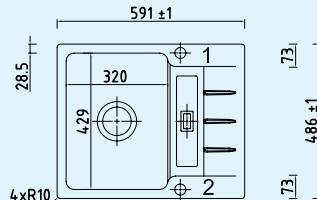

### LineUP 2F

With the flush mounting solution, LineUP 2F relies on the practical and aesthetic advantages of rimless mounting. A deep bowl as well as a small, slightly inclined integrated draining surface with practical drip tray determine the clear design language of the new model series. Plannable in reverse and available in five colour variants, as a convenient functional solution, LineUP 2F meets all the requirements for furnishing and equipping smaller wash stations.

**Sink with milled outer rim for flush installation. Worktop thickness min. 30 mm. Attention: In the cutout, a bevel of 2 mm x 45° must be applied to the upper edge!**

5 years manufacturer's warranty (except on wearing parts)




Design by Hans Winkler Design, Grafenau.



Order-No. 1091038



Order-No. 5011320



### LineUP 2F

Built-in sink for flush mounting. Ceramic, single bowl with small draining surface, reversible, 3 1/2" basket strainer valve flush with premium rotational excenter fitting, chromed, drill hole 1 + 2 drilled through.

- suitable for worktop thicknesses from 30 mm
- requires beading all round or a support bar (beading depth 25 mm, beading width 8 mm)
- cutout dimensions approx. 595 x 490 mm, R 12 mm


1091046	white glossy	983.19 €
1091047	slate	983.19 €
1091048	nero	983.19 €
1091049	lava	983.19 €
1091050	white matt	983.19 €

#### Optional accessories

1091038	Bowl insert, stainless steel	180.67 €
1091039	Chopping board made of bamboo, oiled	167.23 €

#### Recommendations

5011320	Fuoco 1, chrome, high pressure	204.03 €
---------	--------------------------------	----------

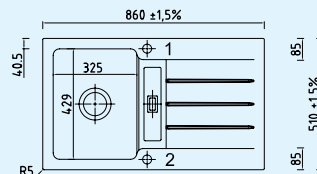



### LineUP 1E

The surface-mounted built-in model variant offers more space for depositing dishes and pots and for preparation work. Plannable in reverse and available in five colour variants, as a functional solution with added convenience, LineUP 1E meets all the requirements for furnishing and equipping smaller wash stations.

**5 years manufacturer's warranty (except on wearing parts)**

**Design by Hans Winkler Design, Grafenau.**




OrderNo. 1091038




OrderNo. 5011308




white glossy



slate



nero



lava



white matt

### LineUP 1E



Built-in sink. Ceramic, single bowl with draining surface, reversible, 3½" basket strainer valve flush with premium rotational excenter fitting, chromed, drill hole 1 + 2 drilled through.

- suitable for worktop thicknesses from 30 mm
- cut-out approx. 830 x 480 mm, R 5 mm

1091051	white glossy	1046.22 €
1091052	slate	1046.22 €
1091053	nero	1046.22 €
1091054	lava	1046.22 €
1091055	white matt	1046.22 €

#### Optional accessories

1091038	Bowl insert, stainless steel	180.67 €
1091039	Chopping board made of bamboo, oiled	167.23 €

#### Recommendations

5011308	Mio 3, chrome, high-pressure	230.25 €
---------	------------------------------	----------



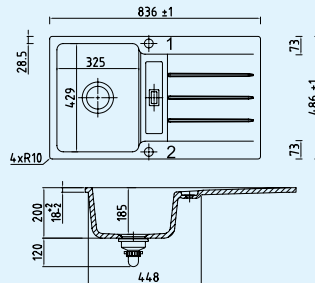
### LineUP 1F

The flush built-in model variant offers more space for depositing dishes and pots and for preparation work. Plannable in reverse and available in five colour variants, as a functional solution with added convenience, LineUP 1F meets all the requirements for furnishing and equipping smaller wash stations.

**Sink with milled outer rim for flush installation. Worktop thickness min. 30 mm. Attention: In the cutout, a bevel of 2 mm x 45° must be applied to the upper edge!**


**5 years manufacturer's warranty (except on wearing parts)**

**Design by Hans Winkler Design, Grafenau.**



Order-No. 1091038

Order-No. 5011308



### LineUP 1F

Built-in sink for flush mounting. Ceramic, single bowl with draining surface, reversible, 3 1/2" basket strainer valve flush with premium rotational excenter fitting, chromed, drill hole 1 + 2 drilled through.

- suitable for worktop thicknesses from 30 mm
- requires beading all round or a support bar (beading depth 25 mm, beading width 8 mm)
- cutout dimensions approx. 840 x 490 mm, R 12 mm

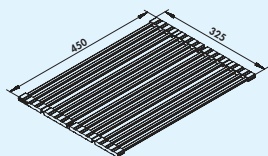
1091056	white glossy	1147.06 €
1091057	slate	1147.06 €
1091058	nero	1147.06 €
1091059	lava	1147.06 €
1091060	white matt	1147.06 €

#### Optional accessories

1091038	Bowl insert, stainless steel	180.67 €
1091039	Chopping board made of bamboo, oiled	167.23 €

#### Recommendations

5011308	Mio 3, chrome, high-pressure	230.25 €
---------	------------------------------	----------

**Filo dish drainer**

Folding mat. Foldable. Hollow stainless-steel rods ground, black silicone holder, food safe.

- foldable in segments
- stainless steel/silicone
- flat hollow rods in contoured silicone strips
- non-slip
- suitable for draining board or worktop
- 325 x 450 mm (W x D)

1013041 stainless steel

63.53 €

**Filso drip mat**

Drip mat made of silicone. Suitable for sub-structure and flush mounted sinks.

- food safe
- dishwasher safe
- temperature resistance -40 to 230 °C
- not suitable for cutting
- no folding
- 415 x 390 mm (W x D)

1013058 anthracite

105.88 €

**Cover cap drain cover**

1091030 stainless steel glossy

32.77 €

1091031 brushed stainless steel

34.87 €

1091032 ceramic, white glossy

71.85 €

1091033 ceramic, slate

71.85 €

1091034 ceramic, nero

71.85 €

1091035 ceramic, lava

71.85 €

1091040 ceramic, white matt

71.85 €

**Premium rotational excenter**

For PickUP/LineUP sinks.

**We recommend the stainless steel premium rotational excenter for a stainless steel or stainless steel coloured faucet.**

1091027 nero

63.87 €

1091037 stainless steel

63.87 €

1091036 chrome

54.62 €

**Bowl insert**

Bowl insert, stainless steel.

- 130 x 410 mm (W x D)

1091038 stainless steel

180.67 €

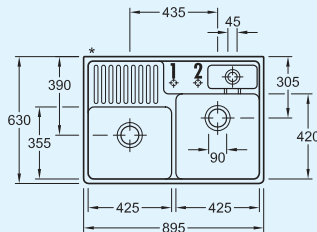
**Chopping board made of bamboo**

Chopping board made of bamboo, oiled.

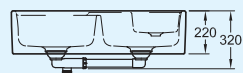
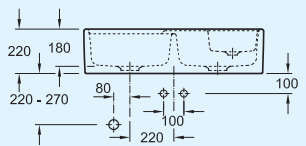
- 300 x 460 mm (W x D)

1091039 oiled

167.23 €



OrderNo. 1094063



### Butler sink double bowl

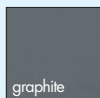
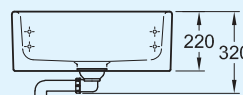
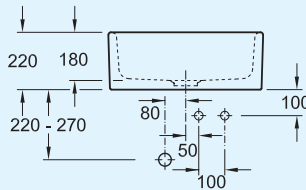
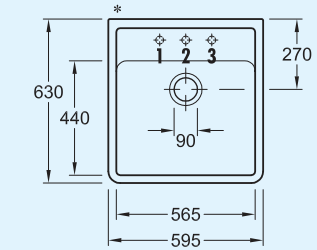


Butler sink, ceramic. Double bowl incl. half bowl, crystal clear. 3½" basket strainer valve flush, rotational excenter fitting, chrome-plated, turning knob stainless steel coloured and attachment set for installation on a floor cabinet.  
 – the back of the sink is unglazed and provided with two mounting holes  
 – sink is delivered with 2 drill holes (1 + 2)  
 – **Please state if no drill hole is required.**  
 – **with half bowl insert**

1094051	white glossy	1613.45 €
1094067	graphite	1613.45 €

#### Optional accessories

1094063	Wire basket, stainless steel	176.47 €
1094064	Attachment set for wall mount	184.87 €



### Butler sink single bowl



Butler sink, ceramic. Single bowl. 3½" basket strainer valve flush, rotational excenter fitting, chrome-plated, turning knob stainless steel coloured, attachment set for installation on a floor cabinet.  
 – rear of sink is unglazed  
 – sink is delivered with 2 drill holes (1 + 2)  
 – **Please state if different drill hole (1, 2 or 3) or none is required.**

1094020	white glossy	934.45 €
1094069	graphite	934.45 €

#### Optional accessories

1094064	Attachment set for wall mount	184.87 €
---------	-------------------------------	----------

# NABER-CONTURA®

## Ceramics

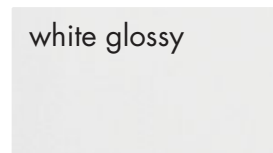


Lavara/Patera –  
counter-top basins for stylish living




### Colours


white glossy



slate



nero

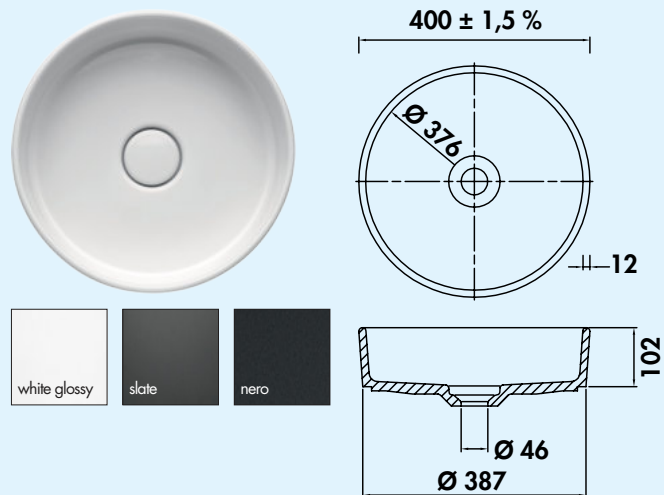


**Lavara** and **Patera** give nothing but pleasure! The counter-top basins made of high-quality porcelain stoneware are timelessly beautiful in form and of superior ceramic quality. They are therefore among the selected details of a well-kept living atmosphere.

Modern colour variations ensure a seamless connection with all upmarket interiors. Whether round or square – together with the precisely matching, perfectly shaped faucet, an ensemble is created that adds unobtrusive elegance to its surroundings.







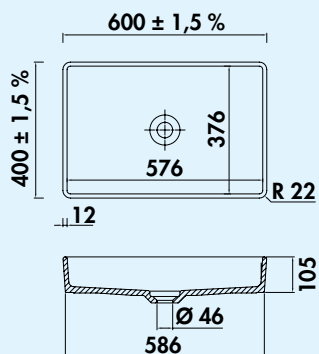
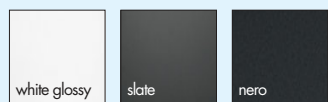
### Patera 40

Top mounted washbasin round. Ceramics.

- incl. drain with ceramic cover
- cut-out approx. Ø 357 mm
- bowl can not be closed

Matching bathroom faucets can be found in catalogue 1 page 113–120/24 EN.  
Matching odour traps can be found in catalogue 2 Page 116/24 EN.

1091100	white glossy	890.76 €
1091101	slate	970.59 €
1091102	nero	970.59 €



### Lavara 60

Top mounted washbasin angular. Ceramics.

- incl. drain with ceramic cover
- cut-out approx. 555 x 355 mm
- bowl can not be closed

Matching bathroom faucets can be found in catalogue 1 page 113–120/24 EN.  
Matching odour traps can be found in catalogue 2 Page 116/24 EN.

1091110	white glossy	1099.16 €
1091111	slate	1239.50 €
1091112	nero	1239.50 €

# Composite NABER-CONTURA®

Cin Nagranit –  
seduction for the senses



■ Angola 100	Page 47
Angola 100 L	Page 48
Angola 150	Page 49
Corto 615	Page 50
Corto 780	Page 51
Angola 40	Page 52
Angola 56	Page 53
Singoli 600	Page 54
Drip tray made of stainless steel	Page 55
Care set Cin-Nagranit	Page 55
Filo dish drainer	Page 55
Filso drip mat	Page 55
Spare parts	Page 55

# NABER-CONTURA® Composite

## Cin Nagraanit – seduction for the senses

Cin-Nagraanit sinks are an excellent choice in which sensory attractiveness and rational aspects are perfectly harmonised. So the decision for the composite material of the sinks is only logical: it has advantages, the combination of which can hardly be achieved by other materials.

First and foremost is the outstanding resilience. Cin-Nagraanit sinks are inspired by nature and are made with a high component of quartz stone using state of the art technology. Cin-Nagraanit is water, scratch and stain-resistant, non-swelling, easy to clean, food safe and extremely durable. Even after many years of use, Cin-Nagraanit retains its distinct colour intensity and beauty.

In addition, Cin-Nagraanit sinks lure with the seductive Touchfeel of an incomparably smooth surface and a varied range of colours and shapes. The best impression of this is conveyed by the Cin-Nagra-

anit sample case. Emotionally strong tactile and visual stimuli impressively enable you to experience the sink surface, which is both robust and velvety, and simply invites you to touch it.

Sharp-contoured lines and unobtrusively elegant granite colours support the creative adaptation of the Cin-Nagraanit sinks to all styles of kitchen. To make diverse personal design wishes possible, Cin-Nagraanit sinks are also optionally available with matching faucets. It is only natural that we also pay attention to the highest quality! The design and unsurpassed functionality of the faucet and sink thus convey an evident characteristic of outstanding kitchen architecture.

NABER-CONTURA® composite sinks are tested according to the European standard BS ES 13310:2015 and can easily be used in combination with hot water fittings (+/- 100 °C).

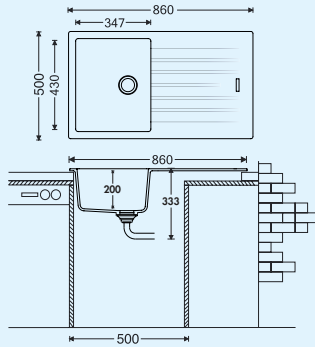


### Colours



### Composite sample book Order no. 1100028





500 mm  
CABINET

OrderNo. 1106051



### Angola 100



Built-in sink. Composite, with draining surface, reversible. 3 1/2" basket strainer valve flush with rotational excenter fitting, chrome-plated.

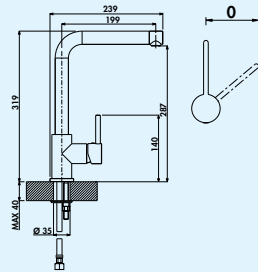
- both sides drilled through
- suitable for worktop thicknesses from 22 mm to 44 mm
- cut-out dimensions ca. 840 x 480 mm
- can also be used in combination with hot water fittings (+/-100 °C)

Colour samples see catalogue 1 pages 46/24 EN.

1106001	granite nero	327.73 €
1106002	granite espresso	327.73 €
1106003	granite metallico	327.73 €
1106005	granite magnolia	327.73 €
1106006	granite concrete	327.73 €
1106007	granite lava	327.73 €

#### Optional accessories

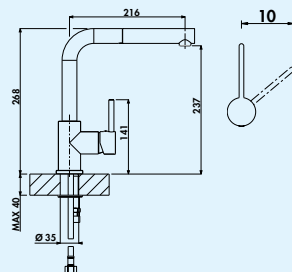
1106051	Drip tray made of stainless steel, 466 x 252 mm	121.85 €
---------	---	----------



### Gramix 1 high pressure faucet

Swivel range 360°, drill Ø 35 mm.

1100401	granite nero	239.33 €
1100402	granite espresso	239.33 €
1100403	granite metallico	239.33 €
1100405	granite magnolia	239.33 €
1100406	granite concrete	239.33 €
1100407	granite lava	239.33 €

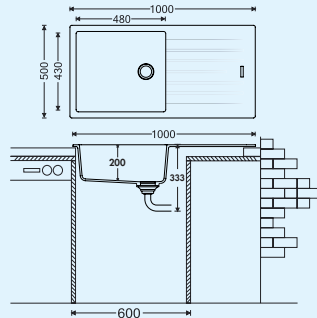


### Gramix 2 high pressure faucet

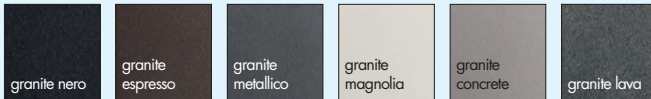
BELGAQUA

With pull-out outlet. Swivel range 360°, drill Ø 35 mm.

1100411	granite nero	278.40 €
1100412	granite espresso	278.40 €
1100413	granite metallico	278.40 €
1100415	granite magnolia	278.40 €
1100416	granite concrete	278.40 €
1100417	granite lava	278.40 €



Order-No. 1106051



### Angola 100 L



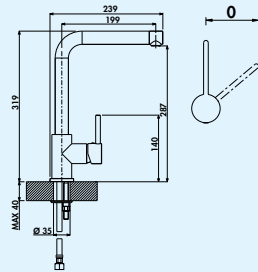
- Built-in sink. Composite, with large bowl and draining surface, reversible.  
3½" basket strainer valve flush with rotational excenter fitting, chrome plated.
- pre-drilled on both sides
  - suitable for worktop thicknesses from 22 mm to 44 mm
  - cut-out dimensions ca. 980 x 480 mm
  - can also be used in combination with hot water fittings (+/-100 °C)

Colour samples see catalogue 1 pages 46/24 EN.

1106031	granite nero	369.75 €
1106032	granite espresso	369.75 €
1106033	granite metallico	369.75 €
1106035	granite magnolia	369.75 €
1106036	granite concrete	369.75 €
1106037	granite lava	369.75 €

#### Optional accessories

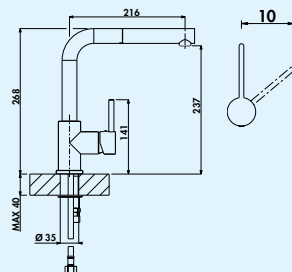
1106051	Drip tray made of stainless steel, 466 x 252 mm	121.85 €
---------	---	----------



### Gramix 1 high pressure faucet

Swivel range 360°, drill Ø 35 mm.

1100401	granite nero	239.33 €
1100402	granite espresso	239.33 €
1100403	granite metallico	239.33 €
1100405	granite magnolia	239.33 €
1100406	granite concrete	239.33 €
1100407	granite lava	239.33 €

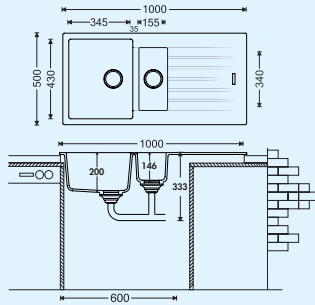


### Gramix 2 high pressure faucet

BELGAQUA

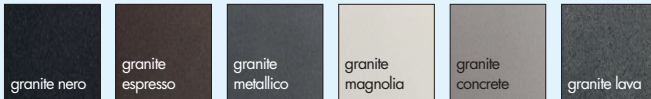
With pull-out outlet. Swivel range 360°, drill Ø 35 mm.

1100411	granite nero	278.40 €
1100412	granite espresso	278.40 €
1100413	granite metallico	278.40 €
1100415	granite magnolia	278.40 €
1100416	granite concrete	278.40 €
1100417	granite lava	278.40 €



600 mm  
CABINET

Order-No. 1106051



### Angola 150



Built-in sink. Composite, with draining surface and half sink, reversible. 3 1/2" basket strainer valve flush with rotational excenter fitting, chrome-plated. Half sink closeable.

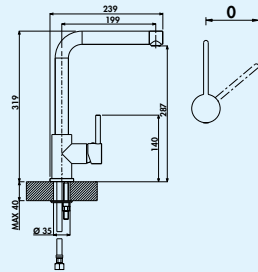
- both sides drilled through
- suitable for worktop thicknesses from 22 mm to 44 mm
- cut-out dimensions ca. 980 x 480 mm
- **without half sink insert**
- can also be used in combination with hot water fittings (+/-100 °C)

Colour samples see catalogue 1 pages 46/24 EN.

1106011	granite nero	378.15 €
1106012	granite espresso	378.15 €
1106013	granite metallico	378.15 €
1106015	granite magnolia	378.15 €
1106016	granite concrete	378.15 €
1106017	granite lava	378.15 €

#### Optional accessories

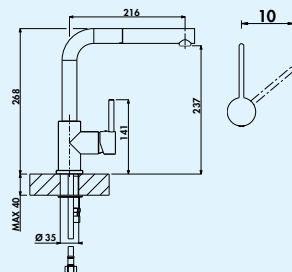
1106051	Drip tray made of stainless steel, 466 x 252 mm	121.85 €
1106052	Half sink insert, stainless steel, 337 x 182 mm	116.81 €



### Gramix 1 high pressure faucet

Swivel range 360°, drill Ø 35 mm.

1100401	granite nero	239.33 €
1100402	granite espresso	239.33 €
1100403	granite metallico	239.33 €
1100405	granite magnolia	239.33 €
1100406	granite concrete	239.33 €
1100407	granite lava	239.33 €

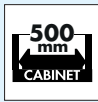
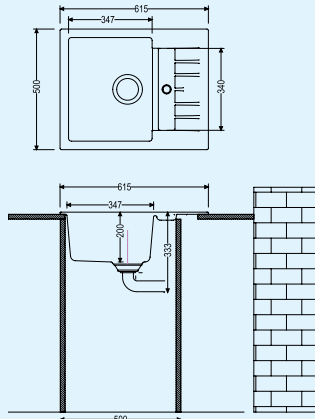


### Gramix 2 high pressure faucet

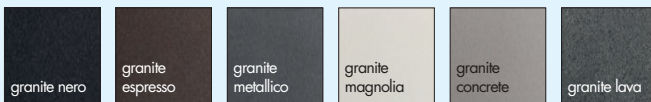
BELGAQUA

With pull-out outlet. Swivel range 360°, drill Ø 35 mm.

1100411	granite nero	278.40 €
1100412	granite espresso	278.40 €
1100413	granite metallico	278.40 €
1100415	granite magnolia	278.40 €
1100416	granite concrete	278.40 €
1100417	granite lava	278.40 €



Order-No. 1106051

**Corto 615**

Built-in sink. Composite, with small draining surface, reversible.  
 3½" basket strainer valve flush with rotational excenter fitting, chrome-plated.

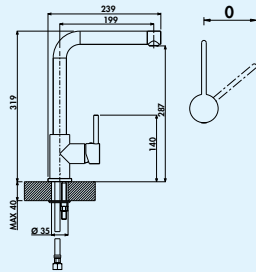
- both sides drilled through
- suitable for worktop thicknesses from 22 mm to 44 mm
- cut-out dimensions ca. 595 x 480 mm
- can also be used in combination with hot water fittings (+/-100 °C)

Colour samples see catalogue 1 pages 46/24 EN.

1106081	granite nero	289.92 €
1106082	granite espresso	289.92 €
1106083	granite metallico	289.92 €
1106085	granite magnolia	289.92 €
1106086	granite concrete	289.92 €
1106087	granite lava	289.92 €

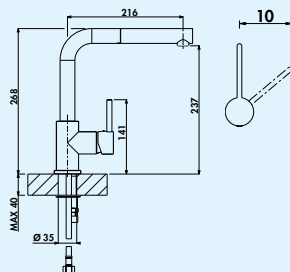
**Optional accessories**

1106051	Drip tray made of stainless steel, 466 x 252 mm	121.85 €
---------	---	----------

**Gramix 1 high pressure faucet**

Swivel range 360°, drill Ø 35 mm.

1100401	granite nero	239.33 €
1100402	granite espresso	239.33 €
1100403	granite metallico	239.33 €
1100405	granite magnolia	239.33 €
1100406	granite concrete	239.33 €
1100407	granite lava	239.33 €

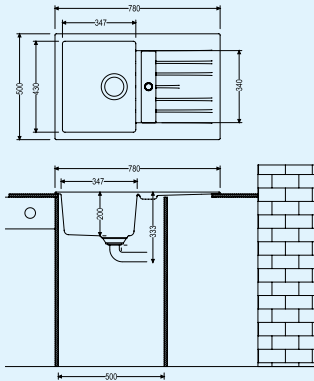
**Gramix 2 high pressure faucet**

BELGAQUA

With pull-out outlet. Swivel range 360°, drill Ø 35 mm.

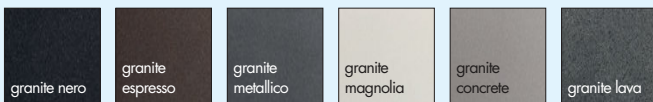
1100411	granite nero	278.40 €
1100412	granite espresso	278.40 €
1100413	granite metallico	278.40 €
1100415	granite magnolia	278.40 €
1100416	granite concrete	278.40 €
1100417	granite lava	278.40 €





500 mm  
CABINET

Order-No. 1106051



### Corto 780



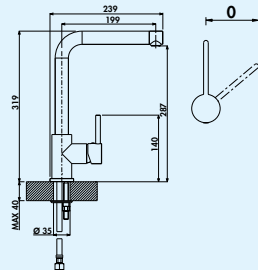
- Built-in sink. Composite, with small draining surface, reversible.  
3 1/2" basket strainer valve flush with rotational excenter fitting, chrome-plated.
- both sides drilled through
  - suitable for worktop thicknesses from 22 mm to 44 mm
  - cut-out dimensions ca. 760 x 480 mm
  - can also be used in combination with hot water fittings (+/-100 °C)

Colour samples see catalogue 1 pages 46/24 EN.

1106041	granite nero	310.92 €
1106042	granite espresso	310.92 €
1106043	granite metallico	310.92 €
1106045	granite magnolia	310.92 €
1106046	granite concrete	310.92 €
1106047	granite lava	310.92 €

#### Optional accessories

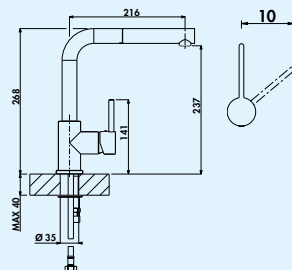
1106051	Drip tray made of stainless steel, 466 x 252 mm	121.85 €
---------	---	----------



### Gramix 1 high pressure faucet

Swivel range 360°, drill Ø 35 mm.

1100401	granite nero	239.33 €
1100402	granite espresso	239.33 €
1100403	granite metallico	239.33 €
1100405	granite magnolia	239.33 €
1100406	granite concrete	239.33 €
1100407	granite lava	239.33 €

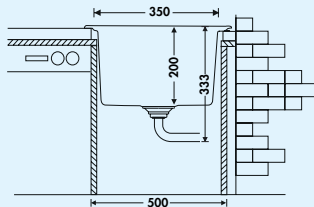
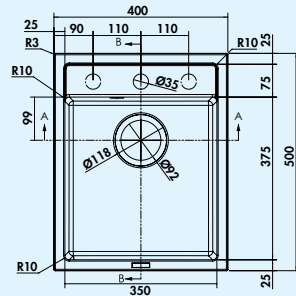


### Gramix 2 high pressure faucet

BELGAQUA

With pull-out outlet. Swivel range 360°, drill Ø 35 mm.

1100411	granite nero	278.40 €
1100412	granite espresso	278.40 €
1100413	granite metallico	278.40 €
1100415	granite magnolia	278.40 €
1100416	granite concrete	278.40 €
1100417	granite lava	278.40 €



### Angola 40



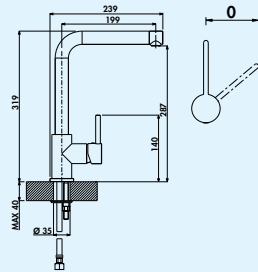
Built-in sink. Composite, single bowl. 3½" basket strainer valve flush with rotational excenter fitting, chrome-plated. 3 pre-drilled holes, **drill holes must be completed during assembly.**

**Also suitable for flush installation.**

- suitable for worktop thicknesses from 22 mm to 44 mm
- cut-out dimensions ca. 380 x 480 mm (built-in sink)
- can also be used in combination with hot water fittings (+/-100 °C)

Colour samples see catalogue 1 pages 46/24 EN.

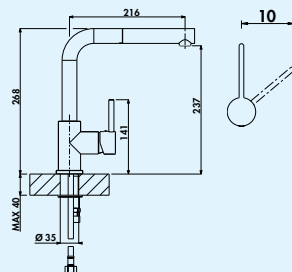
1106111	granite nero	289.92 €
1106112	granite espresso	289.92 €
1106113	granite metallico	289.92 €
1106114	granite magnolia	289.92 €
1106115	granite concrete	289.92 €
1106116	granite lava	289.92 €



### Gramix 1 high pressure faucet

Swivel range 360°, drill Ø 35 mm.

1100401	granite nero	239.33 €
1100402	granite espresso	239.33 €
1100403	granite metallico	239.33 €
1100405	granite magnolia	239.33 €
1100406	granite concrete	239.33 €
1100407	granite lava	239.33 €

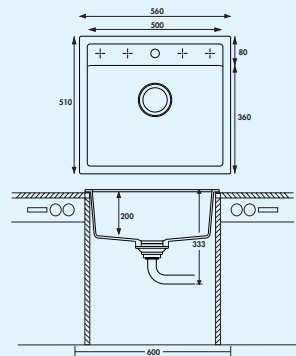


### Gramix 2 high pressure faucet

BELGAQUA

With pull-out outlet. Swivel range 360°, drill Ø 35 mm.

1100411	granite nero	278.40 €
1100412	granite espresso	278.40 €
1100413	granite metallico	278.40 €
1100415	granite magnolia	278.40 €
1100416	granite concrete	278.40 €
1100417	granite lava	278.40 €



### Angola 56



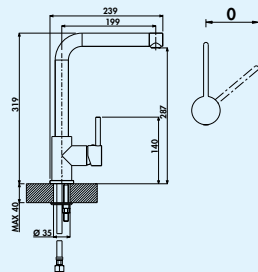
Built-in sink. Composite, single bowl. 3½" basket strainer valve flush with rotational excenter fitting, chrome-plated. 5 pre-drilled holes, **drill holes must be completed during assembly.**

**Also suitable for flush installation.**

- suitable for worktop thicknesses from 22 mm to 44 mm
- cut-out dimensions ca. 545 x 495 mm (built-in sink)
- can also be used in combination with hot water fittings (+/-100 °C)

Colour samples see catalogue 1 pages 46/24 EN.

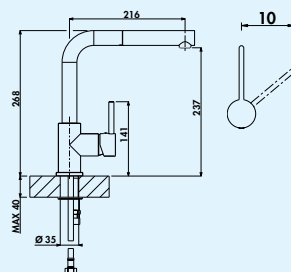
1106021	granite nero	339.50 €
1106022	granite espresso	339.50 €
1106023	granite metallico	339.50 €
1106025	granite magnolia	339.50 €
1106026	granite concrete	339.50 €
1106027	granite lava	339.50 €



### Gramix 1 high pressure faucet

Swivel range 360°, drill Ø 35 mm.

1100401	granite nero	239.33 €
1100402	granite espresso	239.33 €
1100403	granite metallico	239.33 €
1100405	granite magnolia	239.33 €
1100406	granite concrete	239.33 €
1100407	granite lava	239.33 €

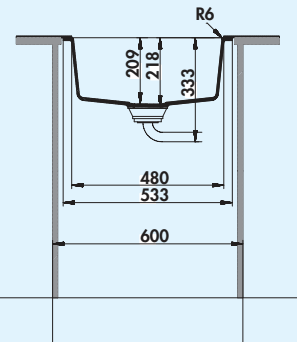
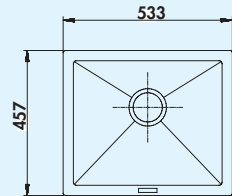


### Gramix 2 high pressure faucet

BELGAQUA

With pull-out outlet. Swivel range 360°, drill Ø 35 mm.

1100411	granite nero	278.40 €
1100412	granite espresso	278.40 €
1100413	granite metallico	278.40 €
1100415	granite magnolia	278.40 €
1100416	granite concrete	278.40 €
1100417	granite lava	278.40 €



### Singoli 600

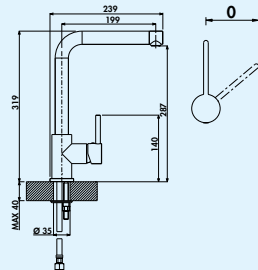


Sub-structure sink. Composite, single bowl. 3½" basket strainer valve flush, rotational excenter fitting, chrome plated.

- suitable for worktop thicknesses from 22 mm to 44 mm
- **eccentric handle drilling dimension Ø 35 mm**
- cut-out dimensions ca. 468 x 390 mm
- can also be used in combination with hot water fittings (+/-100 °C)

Colour samples see catalogue 1 pages 46/24 EN.

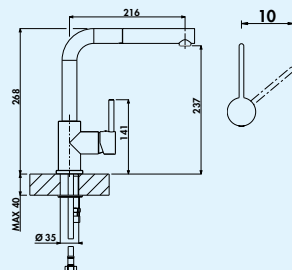
1106071	granite nero	346.22 €
1106072	granite espresso	346.22 €
1106073	granite metallico	346.22 €
1106075	granite magnolia	346.22 €
1106076	granite concrete	346.22 €
1106077	granite lava	346.22 €



### Gramix 1 high pressure faucet

Swivel range 360°, drill Ø 35 mm.

1100401	granite nero	239.33 €
1100402	granite espresso	239.33 €
1100403	granite metallico	239.33 €
1100405	granite magnolia	239.33 €
1100406	granite concrete	239.33 €
1100407	granite lava	239.33 €



### Gramix 2 high pressure faucet

BELGAQUA

With pull-out outlet. Swivel range 360°, drill Ø 35 mm.

1100411	granite nero	278.40 €
1100412	granite espresso	278.40 €
1100413	granite metallico	278.40 €
1100415	granite magnolia	278.40 €
1100416	granite concrete	278.40 €
1100417	granite lava	278.40 €



### Drip tray made of stainless steel



Fits Angola 100, Angola 100 L, Angola 150, Corto 615 and Corto 780.

1106051 466 x 252 mm

121.85 €



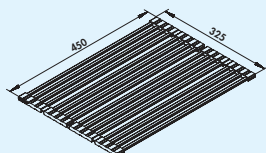
### Care set Cin-Nagranit

Set consisting of 3 bottles à 50 ml incl. eraser sponge.

- 1 x easy care product
- 2 x descaler/stain remover

1100003

32.35 €



### Filo dish drainer



Folding mat. Foldable. Hollow stainless-steel rods ground, black silicone holder, food safe.

- foldable in segments
- stainless steel/silicone
- flat hollow rods in contoured silicone strips
- non-slip
- suitable for draining board or worktop
- 325 x 450 mm (W x D)

1013041 stainless steel

63.53 €



### Filo drip mat

Drip mat made of silicone. Suitable for sub-structure and flush mounted sinks.

- food safe
- dishwasher safe
- temperature resistance –40 to 230 °C
- not suitable for cutting
- no folding
- 415 x 390 mm (W x D)

1013058 anthracite

105.88 €

### Spare parts drain connections

**Fits Angola 100, Angola 100 L and Singoli 600:**

1106063 3½" basket valve, rotational excenter fitting 48.57 €

**For Angola 150:**

1106061 3½" basket valve, rotational excenter fitting 61.60 €

**For Corto 780 und Corto 615:**

1106064 3½" basket valve, rotational excenter fitting 48.57 €

**For Angola 56:**

1106062 3½" basket valve, rotational excenter fitting 57.56 €

**For Angola 40:**

1106066 3½" basket valve, rotational excenter fitting 57.14 €

**For Singoli 600:**

1106065 3½" strainer basket insert, manually operated 15.21 €




ARMATE®

Faucets



Faucets

Aesthetics



They are a striking addition to contemporary sink design: the ARMATE® faucets live up to all aesthetic demands in terms of material, shape and colour. Gone are the days when taps just had a job to do! Today, with their attractive design and smooth operation, they are among the most sought-after design elements in kitchen architecture.

The energy-efficient Cold-Start technology and pull-out outlets are just as much part of the ingenious technical attributes as precisely functioning high-quality cartridges and ceramic sealing washers.

The wide range of models offers selected faucets for every setting. Gleaming chrome, shimmering matt stainless steel or the spectacular trend colour black, as a convenient single-lever mixer or classic with two handles: ARMATE® faucets are always a long-standing, stylistically confident companion in every well-appointed kitchen.




# ARMATE® Faucets

Monolithic design  
from classic to modern



Faucets



■ ARMATE® SERVIZIO  
Premium high-class faucets Page 67–74

■ ARMATE® LINEA  
Perfect in design  
and functionality Page 75–92

■ ARMATE® Ideal Standard  
Competence and consistency  
for the kitchen Page 93–100

■ ARMATE® KLUDI  
Open to all wishes Page 101–112

■ ARMATE® Basin faucets  
Advanced technology  
for pure relaxation Page 113–120

■ ARMATE® Storage water heater  
Hot water – immediately! Page 121–126

## Faucet overview

Series		High pressure	Low pressure	Stainless steel/ stainless steel finish	black matt	Shower head/ pull-out outlet	Window faucet (base height mm)	lateral lever position back wards to the wall mm	Two-handle faucet	Swivel range	Height mm	Radius mm	Page
<b>SERVIZIO</b>													
Namor 1		✓		✓	✓					120°	273	202	69
Namor 2		✓		✓	✓	✓				120°	273	209	69
Namor 3		✓		✓	✓			0		120°	306	220	69
Namor 4		✓		✓	✓	✓		0		120°	308	219	69
Namor 5		✓		✓	✓			0		120°	360	213	70
Namor 6		✓		✓	✓	✓		0		120°	420	225	70
Portare 1		✓		✓	✓			0		360°	304	228	73
Portare 2		✓		✓	✓	✓		0		360°	305	203	73
Portare 3		✓		✓	✓			0		360°	337	188	73
Venere 1		✓								360°	164	220	74
Venere 2		✓				✓				90°	178	199	74
<b>LINEA</b>													
Arco 1		✓	✓	✓	✓			0		360°	319	199	77
Arco 5		✓	✓	✓	✓		(45)	0		360°	352	199	78
Arco 2		✓	✓	✓	✓	✓		10		360°	268	217	78
Umore 1		✓		✓	✓			0		360°	355	210	79
Umore 2		✓		✓	✓	✓		0		360°	372	172	79
Mio 1		✓	✓	✓	✓			0		360°	400	200	80











# Faucet overview

Series		High pressure	Low pressure	Stainless steel/ stainless steel finish	black matt	Shower head/ pull-out outlet	Window faucet (base height mm)	lateral lever faucet wards to the wall mm	Two-handle faucet	Swivel range	Height mm	Radius mm	Page
<b>LINEA</b>													
Mio 2		✓		✓	✓		0			360°	464	210	80
Mio 3		✓	✓	✓	✓		0			360°	356	199	80
Mio 4		✓	✓	✓	✓		0			360°	305	217,2	81
Fuoco 1		✓	✓	✓	✓					360°	232	213	82
Fuoco 5		✓		✓	✓	✓ (50)				360°	232	213	82
Passato 1		✓						✓		360°	246	235	84
Passato 2		✓					20			360°	269	235	84
Passato 3		✓						✓		360°	285	195	84
Passato 4		✓				✓	20			200°	267	187	84
Raw		✓			✓	✓	0			360°	416	225	85
Turno Solo		✓		✓						200°	230	206	86
Urban		✓		✓	✓	✓	0			360°	468	210	87
Drive 1		✓	✓	✓	✓		0			360°	298	228	88
Drive 1S		✓		✓	✓		0			360°	298	228	88
Drive 2		✓	✓	✓		✓	0			360°	298	203	89
Drive 4		✓		✓		✓	0			360°	507	218,5	89
Drive 5		✓		✓		✓	0			360°	542	224	89
Drive 6		✓			✓	✓	0			360°	486	219	89













## Faucet overview

Series		High pressure	Low pressure	Stainless steel/ stainless steel finish black matt	Shower head/ pull-out outlet	Window faucet (base height mm)	lateral lever position back wards to the wall mm	Two-handle faucet	Swivel range	Height mm	Radius mm	Page
<b>LINEA</b>												
Glacier 1		✓		✓					150°	220	243	90
Glacier 2		✓		✓	✓				90°	195	200	90
Dargo		✓					0		360°	310	181	90
Drizza		✓			✓ (77)	0			360°	355	200	91
Venus 1		✓							360°	141,5	208,7	91
Casa 1		✓	✓						360°	135	226	92
Casa 2		✓			✓				90°	170	220	92
Casa 5		✓			✓ (30)				360°	179	214	92
Glam 1 Bath		✓		✓						162	119	114
Glam 2 Bath		✓		✓						312	189	114
Glam Leva Bath		✓		✓						173	121	114
Stile 1 Bath		✓		✓						163	104	115
Stile 2 Bath		✓		✓						312	190	115
Sottile 1 Bath		✓		✓						209	116	116
Sottile 2 Bath		✓		✓						297	186	116
Kardon 1 Bath		✓								158	104	117
Kardon 2 Bath		✓		✓						161	112,2	117











# Faucet overview

Series		High pressure	Low pressure	Stainless steel/ stainless steel finish	black matt	Shower head/ pull-out outlet	Window faucet (base height mm)	lateral lever faucet wards to the wall mm	Two-handle faucet	Swivel range	Height mm	Radius mm	Page
 Ideal Standard													
Ceraplan Neo 1		✓	✓							360°	168	219	95
Ceraplan Neo 2		✓	✓							360°	210	210	95
Ceraplan Neo 3		✓	✓		✓					120°	210	210	95
Ceralook 1		✓	✓	✓			57			360°	348	255	96
Ceralook 2		✓	✓		✓		57			360°	361	207	96
Ceralook 4		✓			✓		40			360°	510	215	96
Ceraflex 1		✓	✓							360°	172	228	97
Ceraflex 2		✓	✓		✓					120°	164	210	97
Ceraflex 5		✓				✓ (25)				360°	205	228	97
Ceraflex 3		✓	✓							360°	241	222	97
Cerafit 1		✓	✓							360°	169	226	98
Cerafit 2		✓	✓		✓					120°	145	190	98
Cerafit 3		✓	✓							360°	228	221	98
Gusto L1		✓	✓	✓			40			360°	422	238	99
Gusto L2		✓		✓						360°	433	243	99
Gusto E1		✓	✓	✓			40			360°	424	204	100
Gusto E2		✓		✓						360°	395	204	100
Ceraflex Bath		✓									159	110	118


## Faucet overview

Series		High pressure	Low pressure	Stainless steel/ stainless steel finish	black matt	Shower head/ pull-out outlet	Window faucet (base height mm)	lateral lever position back wards to the wall mm	Two-handle faucet	Swivel range	Height mm	Radius mm	Page
 Ideal Standard													
CeraPlan Bath		✓									161	124	118
Cerafine O Bath		✓		✓							176	125	118
Connect Air Bath		✓									156	112	118
 KLUDI													
M2		✓								360°	235	220	103
Mix 1		✓		✓						360°	220	220	104
Mix 2		✓		✓	✓					110°	220	220	104
E-GO-L Sensor		✓		✓			43			360°	340	195	105
E-GO Voice		✓		✓	✓		42			360°	430	215	106
Steel 1		✓		✓						360°	215	210	107
Steel 2		✓		✓		✓				110°	215	215	107
Steel L1		✓		✓			5			360°	300	235	107
Steel L2		✓		✓		✓	5			180°	300	235	107
L-INE XS 1		✓					16			360°	290	210	108
Bingo Star XS 1		✓		✓			16			360°	340	200	109
Bingo Star XS 3		✓		✓	✓		16			360°	395	210	109
Scope 1		✓	✓							360°	152	200	110
Scope 2 XL		✓								360°	192	200	110

## Faucet overview

Series		High pressure	Low pressure	Stainless steel/ stainless steel finish black matt	Shower head/ pull-out outlet	Window faucet (base height mm)	lateral lever faucet wards to the wall mm	Two-handle faucet	Swivel range	Height mm	Radius mm	Page
<b>KLUDI</b> 												
Scope 4		✓	✓		✓				110°	177	197	110
Scope 5		✓				✓ (25)			360°	172	200	110
Bingo Star 1		✓	✓	✓			43		360°	375	215	111
Bingo Star 2		✓		✓	✓		43		230°	375	215	111
Bingo Star 3		✓		✓		✓ (25)	43		360°	375	215	111
Zenta Bath		✓								137	106	119
Pure & Easy Bath		✓								125	110	119
Objekta Bath		✓								140	105	119
Pure & Solid Bath		✓								120	100	119

## Detergent dispenser overview

Series		Stainless steel/ stainless steel finish black matt	Content ml	Height mm	Radius mm	Page
<b>LINEA</b>						
Pulito 1		✓	500	90	105	83





# ARMATE® SERVIZIO

Premium high-class faucets



Faucets

■ Namor  
Portare  
Venere

Page 69–70

Page 73

Page 74

## NAMOR

Stainless steel faucets with exquisite design and the utmost precision. From Naber!

All the models in the Namor series bear the Naber logo. It stands for exquisite design and the utmost precision in function. Namor faucets are manufactured to the highest quality in stainless steel and are particularly durable.

The three different contemporary shapes are each available in brushed stainless steel or matt black with a high-quality powder coating. The models Namor 2, 4 and 6 have a pull-out shower head which can be set to jet/shower.

All Namor faucets are equipped with a laminar jet regulator as standard. This creates a soft, natural flow with a non-splashing, low-noise jet of water. It also reduces the water consumption. The swivel range of 120° gives the Namor faucets plenty of scope for action in any sink. All Namor faucets are equipped with 700 mm long connection hoses for the simplest possible installation.

With their expressive top-lever design, Namor 1 and 2 form an unmistakable, attractive highlight at the sink. The two models Namor 3 and 4 entice with the discreet, gentle curve of their L-shaped outlets. With their distinctive sweeping contours, Namor 5 and 6 create an exciting contrast to the linear structure of the sink.

Namor blends harmoniously into any kitchen architecture as an eye-catching design feature – and is absolutely convincing in everyday use thanks to its consistently reliable functionality and precise yet smooth handling.



Namor 5. Brushed stainless steel surface.




Namor 2. Brushed stainless steel surface. With pull-out shower head.



Namor 3. Black matt surface with high-quality powder coating.



Shower hose with "click" fastening for tool-free installation.



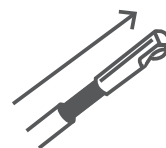
Smooth-running ball-and-socket joint on the pull-out shower.



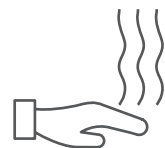
Precise switching of laminar jet and shower in the aerator.



5 years manufacturer's warranty (except wearing parts). Factory customer service in DE, AT and NL.



With pull-out outlet (Namor 2, 4 and 6).



Smooth-running quality cartridge with ceramic discs and scald protection.



### Namor

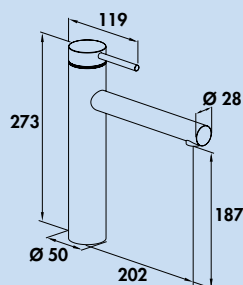
The high-quality stainless steel Namor series of faucets stands for three contemporary design concepts and guarantees maximum user benefits in all shapes and forms. Whether stylishly linear, self-confidently L-shaped or elegantly C-shaped – Namor kitchen faucets convince with their aesthetic perfection and technical precision. In every design, the Namor faucets impress with their slender lever and their stainless steel and matt black colours. Each design includes two versions: the faucet with swivelling outlet and the faucet with swivelling and pull-out hose with shower head.

With a five-year manufacturer's guarantee, we provide comprehensive customer service in Germany and Austria.

**Stainless steel**

**5 years manufacturer's warranty (except on wearing parts)**

**Factory customer service in Germany, Austria and the Netherlands**



### Namor 1

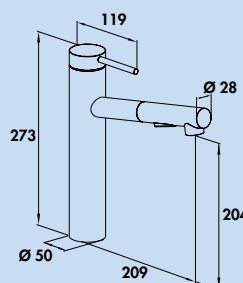


Single lever faucet. With swivelling outlet, laminar aerator and ceramic cartridge.

- swivel range 120°
- drill Ø 35 mm

**5025001** stainless steel, high pressure **284.87 €**

**5025002** black matt, high pressure **327.73 €**



### Namor 2

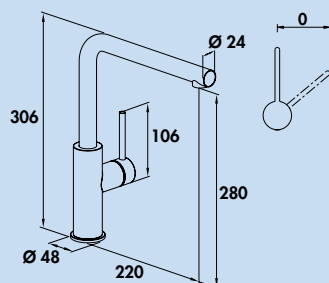


Single lever mixer. With **swivelling/pull-out** hose with shower head (can be switched to stream or shower), laminar aerator and ceramic cartridge.

- swivel range 120°
- drill Ø 35 mm
- showerhead hose: simple click attachment

**5025003** stainless steel, high pressure **388.24 €**

**5025004** black matt, high pressure **444.54 €**



### Namor 3

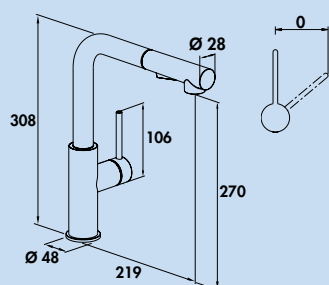


Single lever faucet. With swivelling outlet, side lever, laminar aerator and ceramic cartridge.

- swivel range 120°
- drill Ø 35 mm

**5025005** stainless steel, high pressure **259.66 €**

**5025006** black matt, high pressure **298.32 €**



### Namor 4

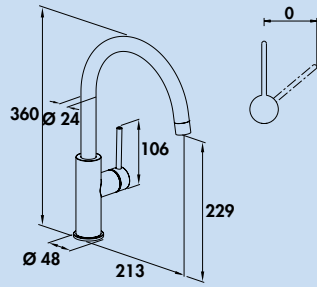


Single lever mixer. With **swivelling/pull-out** hose with shower head (can be switched to stream or shower), side lever, laminar aerator and ceramic cartridge.

- swivel range 120°
- drill Ø 35 mm
- shower hose: simple click fastening

**5025007** stainless steel, high pressure **344.54 €**

**5025008** black matt, high pressure **396.64 €**



### Namor 5

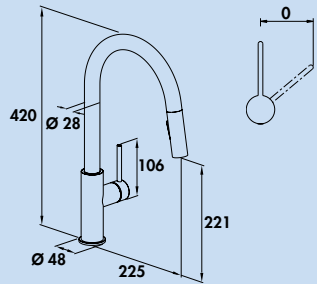


Single lever mixer. With swivelling outlet, side lever, laminar aerator and ceramic cartridge.

- swivel range 120°
- drill Ø 35 mm

**5025009** stainless steel, high pressure **259.66 €**

**5025010** black matt, high pressure **298.32 €**



### Namor 6



Single lever mixer. With **swivelling/pull-out** hose with shower head (can be switched to stream or shower), side lever, laminar aerator and ceramic cartridge.

- swivel range 120°
- drill Ø 35 mm
- shower hose: simple click fastening

**5025011** stainless steel, high pressure **344.54 €**

**5025012** black matt, high pressure **396.64 €**



## PORTARE VENERE

Great design and high-quality inner workings. Distinctive appearance with winning charm!

**Portare** is a confident centrepiece with forward-looking technology in any kitchen. With its strong energy-saving potential, the faucet reveals its consistently high quality standards in production at first glance. With variable, timelessly simple, appealing shapes and materials.

All Portare faucets have high-quality anti-scaling aerators that provide lasting protection against limescale deposits. What's more, the Portare faucets are equipped with energy-efficient Cold-Start technology for contemporary energy use: hot water only flows when the mixing lever is moved beyond the mid-point. When the lever is in the middle position for just a short time, only cold water is consumed.

**Venere 1 and 2** are unmistakable! Curves and straight lines flow together in a supple interplay of unconventional shapes, involuntarily drawing attention to themselves. The result is enticing to the touch and, at the same time, captivates with the impression of natural precision.

The sophisticated technical attributes of the Venere faucets include the anti-limescale aerator. The swivelling outlet of the Venere 1 moves through a wide 360° radius, and that of the Venere 2 up to 150°.


Venere 2 also has a 150 cm long indestructible textile hose for the pull-out rinsing head, with the two jet types "shower" and "jet". The shower function can be used for efficiently rinsing vegetables, salad and fruit or for pre-cleaning dishes. The rinsing jet easily reaches every corner of the sink.




Portare 2. Surface black matt.




Venere 1. Surface chrome.



Centrepiece: high performance quality cartridge for particularly smooth and precise mixing of hot and cold water.



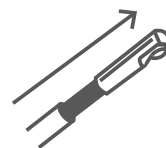
Solid brass faucet body, precisely crafted from the finest materials, extensively tested for durability using the latest techniques.



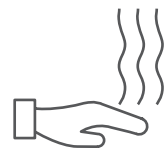
Shimmering surfaces, finished using state-of-the-art methods. For many years of stylish use in well-appointed kitchens.



10 years manufacturer's warranty (except on wearing parts). Factory customer service in DE, AT and NL.



With pull-out outlet (Portare 2 and Venere 2).



Smooth-running quality cartridge with ceramic discs and scald protection.

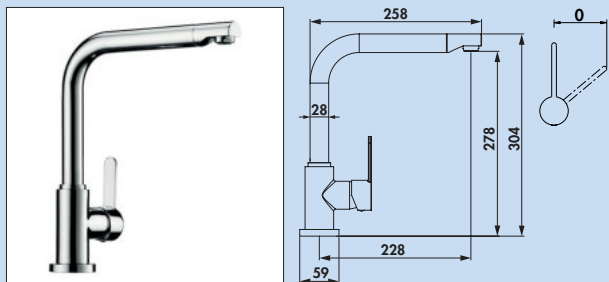


### Portare

All Portare faucets have high-quality anti-limescale aerators that prevent limescale deposits permanently. They also have the energy-efficient Cold-Start equipment for contemporary energy use. With standard single-lever mixers, the lever is always closed in the middle for visual reasons or as a matter of routine. If it is operated in this position, the cold water and hot water pipes open. To start with, however, the water remains cold because it takes a while for hot water to reach the outlet. Until then, hot water is still consumed, which previously had to be heated in an energy-intensive way. Not so with the Cold Start equipment from Portare: also in the middle position, only cold water flows. Hot water is only added when the lever is moved further to the "hot" position. In this way, unnecessary energy consumption is avoided.

10 years manufacturer's warranty (except on wearing parts)

Factory customer service in Germany and Austria



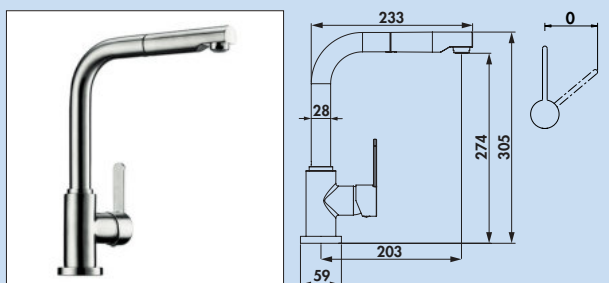
### Portare 1



Single lever faucet. With swivelling outlet, side lever, ceramic cartridge and **scald protection**.

- energy-saving cold start function
- swivel range 360°
- drill Ø 35 mm

5021300	chrome, high pressure	203.36 €
5021301	stainless steel coloured, high pressure	290.76 €
5021302	black matt, high pressure	283.19 €



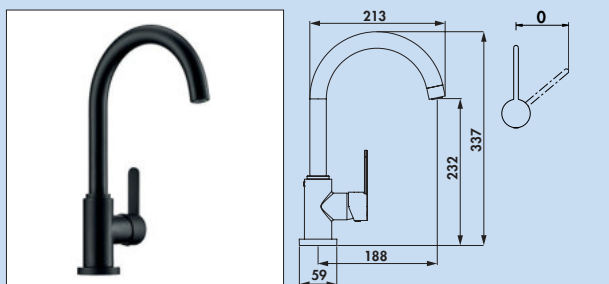
### Portare 2



Single lever faucet. With **swivelling/pull-out** outlet, side lever, ceramic cartridge and **scald protection**.

- energy-saving cold start function
- swivel range 360°
- drill Ø 35 mm

5021303	chrome, high pressure	276.47 €
5021304	stainless steel coloured, high pressure	388.24 €
5021305	black matt, high pressure	386.55 €



### Portare 3



Single lever faucet. With swivelling outlet, side lever, ceramic cartridge and **scald protection**.

- energy-saving cold start function
- swivel range 360°
- drill Ø 35 mm

5021306	chrome, high pressure	203.36 €
5021307	stainless steel coloured, high pressure	274.79 €
5021308	black matt, high pressure	270.59 €



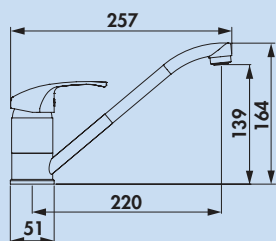
### Venere

Unmistakable faucet due to the smooth interplay of unconventional shapes. Curves and straight lines flow into one another, the spherical outlet automatically attracts attention.

The result is enticing to the touch and, at the same time, captivates with the impression of pleasant precision. The sophisticated technical attributes of the **Venere faucets** include the anti-limescale aerator. The swivelling outlet of the **Venere 1** moves through a wide 360° radius, and that of the **Venere 2** up to 150°. **Venere 2** also has a 150 cm long indestructible textile hose for the pull-out rinsing head, which has two spray types. The spray jet provides for effective rinsing of vegetables, salad and fruit or pre-cleaning of dishes. The rinsing jet easily reaches every corner of the sink.

**10 years manufacturer's warranty (except on wearing parts)**

**Factory customer service in Germany and Austria**



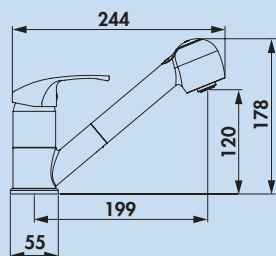

### Venere 1



Single lever faucet. With swivelling outlet, ceramic cartridge and **scald protection**.  
 – swivel range 360°  
 – drill Ø 35 mm

**5021313** chrome, high pressure

**120.17 €**



### Venere 2



Single lever faucet. With **swivelling/pull-out** hose with shower head (can be switched to stream or shower), ceramic cartridge and **scald protection**.  
 – swivel range 90°  
 – drill Ø 35 mm

**5021314** chrome, high pressure

**184.03 €**



# ARMATE® LINEA

Perfect in design  
and functionality



Faucets

■ Arco	Page 77–78
Laminar aerator Arco	Page 77/78
Umore	Page 79
Mio	Page 80–81
Laminar aerator Mio	Page 80/81
Fuoco	Page 82
Laminar aerator Fuoco	Page 82
Detergent dispenser Pulito	Page 83
Passato	Page 84
Raw	Page 85
Turno Solo	Page 86
Urban	Page 87
Drive	Page 88–89
Glacier	Page 90
Dargo	Page 90
Drizza	Page 91
Venus	Page 91
Casa	Page 92
Dirt filter Ecco	Page 92

## LINEA

Our own brand concept ARMATE® LINEA combines high design and convenience with smart functionality in all model classes.

All single lever faucets are equipped with a ceramic cartridge. Quality at optimum value for money offers more scope for the specialist trade.

We give you **5 years warranty** (except for wearing parts), as well as **10 years of warranted supply period** for all spare parts. For conditions, see [naber.com/en/guarantee/](https://naber.com/en/guarantee/).

Your claim to customer service during the warranty period is regulated individually by agreement.

All faucets comply with the drinking water ordinance as well as the associated German and European standards.



### Arco


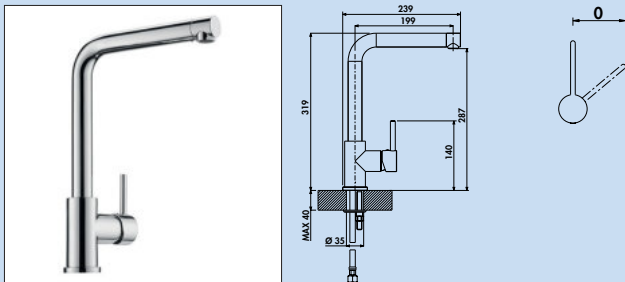
The Arco faucet series convinces through harmony, elegance and functionality. Its slim and elegant style makes it seem filigree and not too dominant. Which makes the series ideal for kitchen sinks.

**5 years manufacturer's warranty (except on wearing parts)**

**Your entitlement to customer service within the warranty period is arranged individually in consultation with us.**



Arco 5 window fitting



### Arco 1



Single lever faucet. With swivelling outlet, side lever and ceramic cartridge.

- swivel range 360°
- drill Ø 35 mm




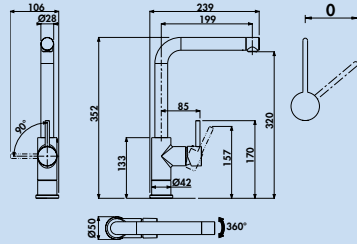
5011250	chrome, high pressure	174.71 €
5011257	chrome, low pressure <sup>h</sup>	205.71 €
5011251	stainless steel finish, high pressure	251.85 €
5011258	stainless steel finish, low pressure <sup>h</sup>	286.39 €
5011254	black matt, high pressure	242.86 €
5011259	black matt, low pressure <sup>h</sup>	278.49 €
5011255	graphite, high pressure	251.85 €
5011260	graphite, low pressure <sup>h</sup>	286.39 €
5011270	copper coloured, high pressure	389.16 €



### Laminar aerator HD-24 AG

A soft, natural spray pattern, no splashing water and very quiet. As an alternative to replacing the existing aerator with the Arco 1+5, Mio 3 and Fuoco 1+5 fittings. **For high pressure faucets, with external thread M24x1, H 18 mm, incl. rubber gasket.**

5010178	chrome	10.17 €
5010179	stainless steel finish	15.29 €
5010180	graphite	19.08 €
5010181	copper coloured	26.72 €






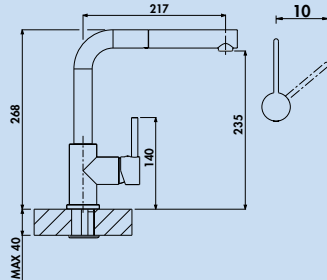
### Arco 5 window fitting



Single lever mixer. With swivelling outlet and ceramic cartridge.

- height when tilted only 45 mm
- swivel range 360°
- drill Ø 35 mm

5011330	chrome, high pressure	238.99 €
5011333	chrome, low pressure	280.25 €
5011331	stainless steel finish, high pressure	339.58 €
5011334	stainless steel finish, low pressure	379.08 €
5011332	black matt, high pressure	310.84 €
5011335	black matt, low pressure	350.34 €




### Arco 2



Single lever faucet. With swivelling/pull-out metal outlet, side lever and ceramic cartridge.

- swivel range 360°
- drill Ø 35 mm

5011252	chrome, high pressure	230.50 €
5011265	chrome, low pressure	278.49 €
5011253	stainless steel finish, high pressure	340.50 €
5011266	stainless steel finish, low pressure	386.47 €
5011262	black matt, high pressure	332.44 €
5011267	black matt, low pressure	376.81 €
5011263	graphite, high pressure	342.27 €
5011268	graphite, low pressure	386.47 €
5011271	copper coloured, high pressure	452.18 €



### Laminar aerator HD-22 IG

A soft, natural spray pattern, no splashing water and very quiet. As an alternative to replacing the existing aerator with the Arco 2 and Mio 4 fittings. **For high pressure faucets, with internal thread F22x1, H 18 mm, incl. rubber gasket.**

5010196	chrome	10.08 €
5010197	stainless steel finish	15.38 €
5010198	graphite	18.91 €
5010199	copper coloured	26.64 €

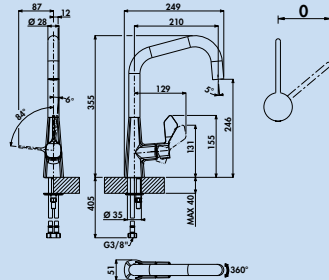


### Umore

Masterful design combines with robust stability: steadfast and distinctive, Umore justifies its prominent position at the heart of the kitchen. The strikingly designed lever stands for high ease of use and forms an attractive contrast to the outlet of the faucet. The freedom of movement is generously dimensioned, and the technical precision convincing. Whether symmetrically designed arched harmony or strikingly practical tubular design – with the largest possible swivel range, Umore offers a choice of three relevant colour schemes.

**5 years manufacturer's warranty (except on wearing parts)**

**Your entitlement to customer service within the warranty period is arranged individually in consultation with us.**



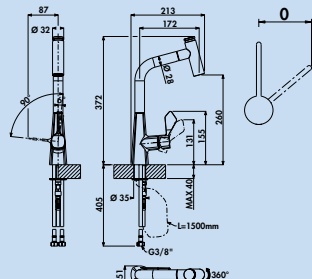
### Umore 1



Single lever mixer. With swivelling outlet, side lever and ceramic cartridge.

- swivel range 360°
- drill Ø 35 mm

5011336 chrome, high pressure	287.48 €
5011338 stainless steel finish, high pressure	388.07 €
5011337 black matt, high pressure	358.40 €



### Umore 2



Single lever mixer. With **swivelling/pull-out** hose with shower head (can be switched to stream or shower), side lever and ceramic cartridge.

- swivel range 360°
- drill Ø 35 mm

5011340 chrome, high pressure	323.36 €
5011342 stainless steel finish, high pressure	442.02 €
5011341 black matt, high pressure	425.80 €

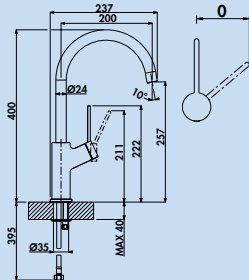


### Mio

Focused on the essentials, the design challenges of ergonomics, individuality and ease of use have been implemented in two shape variants that can be timelessly integrated into any sink centre. Three colour variants accentuate the exclusive finish of the model series. The models with a pull-out shower head offer an extended radius of action.

**5 years manufacturer's warranty (except for wearing parts)**

**Your entitlement to customer service within the warranty period is arranged individually in consultation with us.**

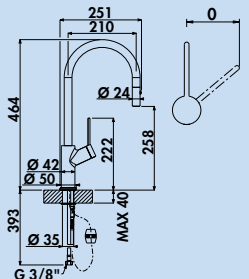


### Mio 1



Single lever mixer. With swivelling outlet, side lever and ceramic cartridge.  
 — swivel range 360°  
 — drill Ø 35 mm

5011300	chrome, high-pressure	217.73 €
5011301	chrome, low pressure <sup>4</sup>	260.84 €
5011302	black matt, high pressure	286.05 €
5011303	stainless steel finish, high pressure	314.71 €

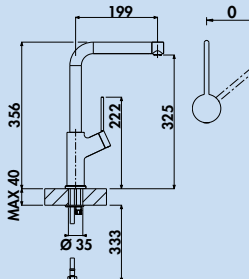


### Mio 2



Single lever mixer. With **swivelling/pull-out** metallic outlet (can be switched to stream or shower), side lever and ceramic cartridge.  
 — swivel range 360°  
 — drill Ø 35 mm

5011304	chrome, high-pressure	287.65 €
5011306	black matt, high pressure	357.82 €
5011307	stainless steel finish, high pressure	386.55 €




### Mio 3



Single lever mixer. With swivelling outlet, side lever and ceramic cartridge.  
 — swivel range 360°  
 — drill Ø 35 mm

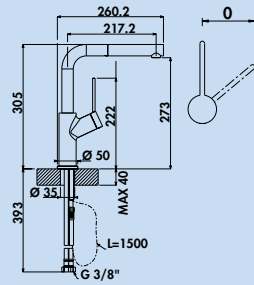
5011308	chrome, high-pressure	230.25 €
5011309	chrome, low pressure <sup>4</sup>	275.13 €
5011310	black matt, high pressure	296.81 €
5011311	stainless steel finish, high pressure	330.00 €



### Laminar aerator HD-24 AG

A soft, natural spray pattern, no splashing water and very quiet. As an alternative to replacing the existing aerator with the Arco 1+5, Mio 3 and Fuoco 1+5 fittings. **For high pressure faucets, with external thread M24x1**, H 18 mm, incl. rubber gasket.

5010178	chrome	10.17 €
5010179	stainless steel finish	15.29 €
5010202	black matt	18.91 €




### Mio 4



Single lever mixer. With **swivelling/pull-out** outlet, side lever and ceramic cartridge.

- swivel range 360°
- drill Ø 35 mm

5011312	chrome, high-pressure	275.13 €
5011313	chrome, low pressure	321.01 €
5011314	black matt, high pressure	344.29 €
5011315	stainless steel finish, high pressure	374.12 €



### Laminar aerator HD-22 IG

A soft, natural spray pattern, no splashing water and very quiet. As an alternative to replacing the existing aerator with the Arco 2 and Mio 4 fittings. **For high pressure faucets, with internal thread F22x1**, H 18 mm, incl. rubber gasket.

5010196	chrome	10.08 €
5010197	stainless steel finish	15.38 €
5010203	black matt	18.91 €



### Fuoco

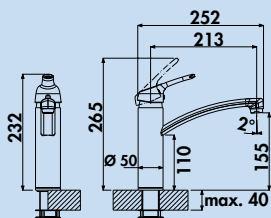

Balanced design and technical ease of operation convey a clear message: elegance and flexible usage features for the sink centre. Also in the practical window faucet version, the model impresses with its reliable and long-lasting functional presence in everyday kitchen use.

**5 years manufacturer's warranty (except for wearing parts)**

**Your entitlement to customer service within the warranty period is arranged individually in consultation with us.**



Fuoco 5 window fitting



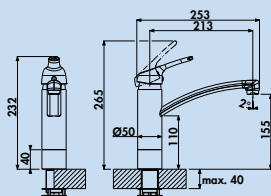
### Fuoco 1



Single lever mixer. With swivelling outlet and ceramic cartridge.

- swivel range 360°
- drill Ø 35 mm

5011320	chrome, high pressure	204.03 €
5011321	chrome, low pressure <sup>h</sup>	258.07 €
5011322	stainless steel finish, high pressure	272.35 €
5011323	stainless steel finish, low pressure <sup>h</sup>	338.15 €
5011326	black matt, high pressure	262.69 €
5011327	black matt, low pressure <sup>h</sup>	311.18 €





### Fuoco 5 window fitting



Single lever mixer. With swivelling outlet and ceramic cartridge.

- height when tilted only 50 mm
- swivel range 360°
- drill Ø 35 mm

5011324	chrome, high-pressure	272.52 €
5011325	stainless steel finish, high pressure	355.21 €
5011328	black matt, high pressure	349.83 €

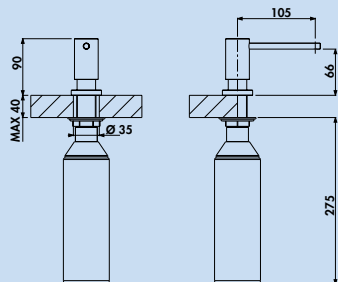


### Laminar aerator HD-24 AG

A soft, natural spray pattern, no splashing water and very quiet. As an alternative to replacing the existing aerator with the Arco 1+5, Mio 3 and Fuoco 1+5 fittings. **For high pressure faucets, with external thread M24x1, H 18 mm, incl. rubber gasket.**

5010178	chrome	10.17 €
5010179	stainless steel finish	15.29 €
5010202	black matt	18.91 €





### Pulito 1

Detergent dispenser. Content 500 ml. The easy-to-mount dispenser impresses with its corrosion-resistant materials, simple cleaning and easy refilling without removing the dispenser.  
— drill Ø 27 mm

5011230	chrome	106.13 €
5011231	stainless steel finish	163.61 €

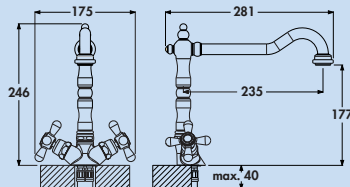



### Passato

The Passato faucets are romantic, playful and good natured. They see themselves as a rejection of everything that is straight-lined and cold and ensure harmony at every sink. Country house atmosphere in the kitchen.

**5 years manufacturer's warranty (except on wearing parts)**

**Your entitlement to customer service within the warranty period is arranged individually in consultation with us.**

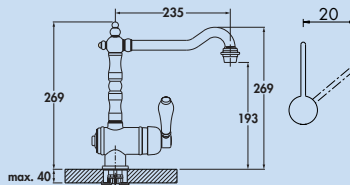



### Passato 1

Dual-handle faucet. With swivelling outlet.

- swivel range 360°
- drill Ø 35 mm

5011232	chrome, high pressure	163.61 €
5011233	antique brass, high pressure	213.19 €
5011234	oxidized silver, high pressure	213.19 €



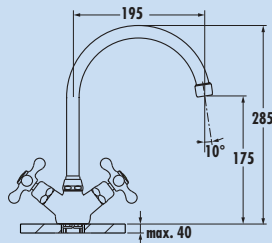
### Passato 2



Single lever faucet. With swivelling outlet, side lever in white and ceramic cartridge.

- swivel range 360°
- drill Ø 35 mm

5011235	chrome, high pressure	278.66 €
5011236	antique brass, high pressure	330.92 €
5011237	oxidized silver, high pressure	330.92 €

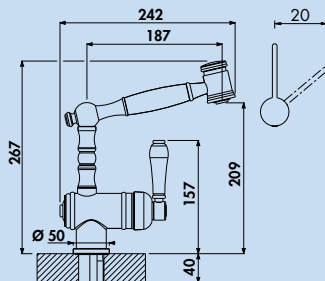


### Passato 3

Dual-handle faucet. With swivelling outlet.

- swivel range 360°
- drill Ø 35 mm

5011238	chrome, high pressure	158.24 €
---------	-----------------------	----------



### Passato 4



Single lever faucet. With swivelling outlet and ceramic cartridge.

**With pull-out hose with shower head (can be switched to stream or shower).**

- swivel range 200°
- drill Ø 35 mm

5011227	chrome, high pressure	474.03 €
5011228	antique brass, high pressure	593.28 €
5011229	oxidized silver, high pressure	593.53 €

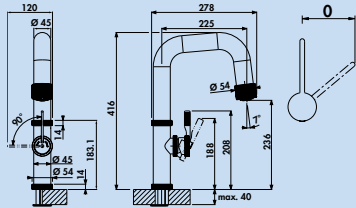


**Raw**

The impressive raw metal fitting body, modeled after a massive industrial fitting, gives the kitchen a unique look. The design of the pull-out spout in the form of a screw connection harmonises with the side lever and completes the "Industrial Style" impression.

5 years manufacturer's warranty (except on wearing parts)

Your entitlement to customer service within the warranty period is arranged individually in consultation with us.



graphite



black matt

**Raw**



Single lever faucet. With metallic **swivelling/pull-out** hose with shower head (can be switched to stream or shower), side lever and ceramic cartridge.

- swivel range 360°
- drill Ø 35 mm

5011275	graphite, high pressure	651.09 €
5011276	black matt, high pressure	581.85 €



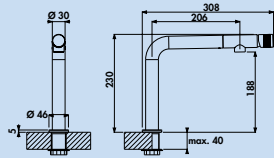
### Turno Solo

Turno Solo reflects the special design elements of the functional sink Corno Turno. The clear, reduced design language of the outlet and the integrated operating handle has been convincingly incorporated into the design of this slim solitary faucet for conventional sink installation.

**5 years manufacturer's warranty (except for wearing parts)**

**We regulate your claim to customer service during the guarantee period individually by agreement.**

**Design by tbSTUDIO, Berlin.**





### Turno Solo

Single lever mixer. With swivelling outlet, integrated head control and ceramic cartridge.

- ergonomic operation through head control at the end of the outlet
- the high outlet position allows easy filling of higher vessels
- laminar jet regulator
- swivel range 200°
- drill Ø 35 mm

**5011282** chrome, high pressure **345.46 €**

**5011283** stainless steel finish, high pressure **416.30 €**






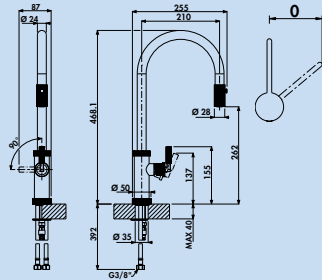


**Urban**

Elegance, ergonomics and functionality on a high level. A fitting that shows what it can do in everyday kitchen life with plenty of freedom of movement and flexible use. Available in four current colours, it presents itself favourably on every sink.

**5-year manufacturer's warranty (except on wearing parts)**

**Your claim to customer service during the warranty period will be settled individually by arrangement.**



**Urban**



Single lever faucet. With **swivelling/pull-out** hose with shower head made of metal (can be switched to stream or shower), side lever and ceramic cartridge.

Natural brass: colour deviations between the individual components possible. May darken over time due to the material.

- swivel range 360°
- drill Ø 35 mm

<b>5011279</b> stainless steel finish, high pressure	<b>437.06 €</b>
<b>5011280</b> matt black, high pressure	<b>386.64 €</b>
<b>5011281</b> natural brass, high pressure	<b>319.16 €</b>



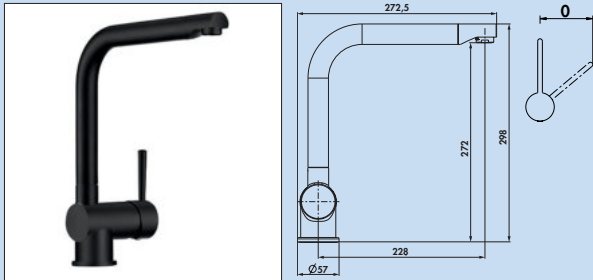
### Drive

Drive as a character trait. The Drive faucets have a foible for their day's work. They wait sublimely for their next task and convince, seemingly effortlessly, through harmony and elegance.

The Drive 1, 1S, 2 and 5 in high pressure include **scald protection**, which allows a maximum temperature to be set at the cartridge.

**5 years manufacturer's warranty (except on wearing parts)**

**Your entitlement to customer service within the warranty period is arranged individually in consultation with us.**



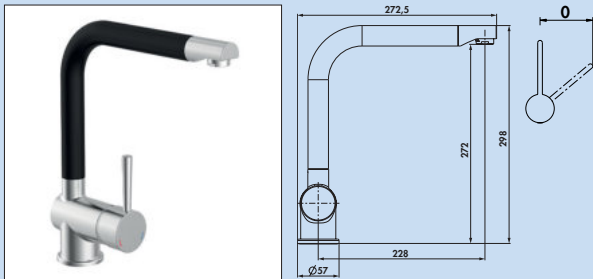
### Drive 1



Single lever faucet. With swivelling outlet, side lever and ceramic cartridge.

- swivel range 360°
- drill Ø 35 mm

5011060	chrome, high pressure	141.18 €
5011062	chrome, low pressure <sup>h</sup>	164.71 €
5011061	stainless steel coloured, high pressure	163.87 €
5011063	stainless steel coloured, low pressure <sup>h</sup>	183.19 €
5011059	black matt, high pressure	166.39 €
5011058	black matt, low pressure <sup>h</sup>	189.08 €



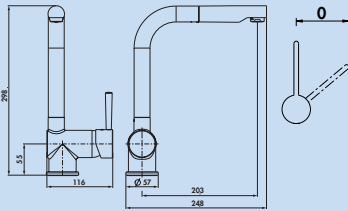
### Drive 1S



Single lever faucet. With **swivelling outlet, black**, side lever and ceramic cartridge.

- **scald protection** (maximum temperature to be set at the cartridge)
- swivel range 360°
- drill Ø 35 mm

5011089	stainless steel coloured/black, high pressure	190.76 €
---------	---	----------



### Drive 2



Single lever faucet. With **swivelling/pull-out** outlet, side lever and ceramic cartridge.

- **scald protection** (maximum temperature to be set at the cartridge)
- swivel range 360°
- drill Ø 35 mm

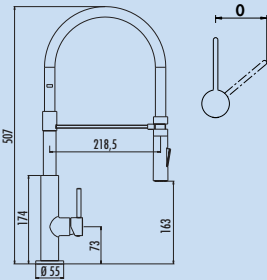
5011064 chrome, high pressure 193.28 €

5011087 chrome, low pressure 215.13 €

5011065 stainless steel coloured, high pressure 221.85 €

5011088 stainless steel coloured, low pressure 242.86 €

5011096 black matt, high pressure 223.53 €



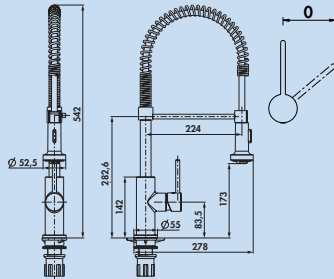
### Drive 4



Single lever faucet. With side lever, with 2-stream hand shower and ceramic cartridge. Arched outlet in black, premounted. Arched outlets in red and grey also included as alternatives.

- swivel range 360°
- drill Ø 35 mm

5011090 stainless steel coloured, high pressure 289.92 €



### Drive 5

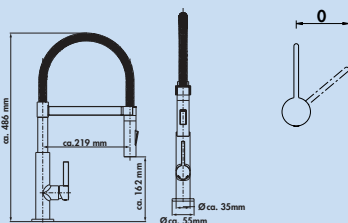


Single lever faucet. With side lever, with spring-guided 2-stream hand shower and ceramic cartridge.

- **scald protection** (maximum temperature to be set at the cartridge)
- swivel range 360°
- drill Ø 35 mm

5011066 chrome, high pressure 236.97 €

5011067 stainless steel coloured, high pressure 264.71 €



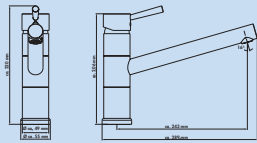
### Drive 6



Single lever mixer. With side lever, 2-stream hand shower and ceramic cartridge. Arched outlet with soft touch hose and spout with magnetic holder.

- swivel range 360°
- drill Ø 35 mm

5011094 black matt, high pressure 276.47 €



### Glacier 1

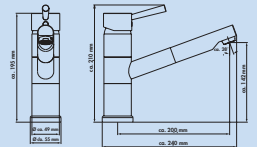


Single lever faucet. With swivelling outlet, ceramic cartridge, **ECO function** (CLICK cartridge) and **scald protection**.

- swivel range 150°
- drill Ø 35 mm

5011068 chrome, high pressure 157.14 €

5011069 stainless steel coloured, high pressure 176.47 €



### Glacier 2

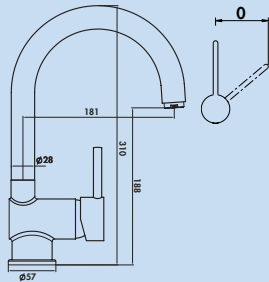


Single lever faucet with **swivelling/pullout** outlet, ceramic cartridge, **ECO function** (CLICK cartridge) and **scald protection**.

- swivel range 90°
- drill Ø 35 mm

5011070 chrome, high pressure 184.03 €

5011071 stainless steel coloured, high pressure 199.16 €



### Dargo



Single lever faucet. With swivelling outlet, side lever, ceramic cartridge and **scald protection**.

- swivel range 360°
- drill Ø 35 mm

5011079 chrome, high pressure 134.45 €



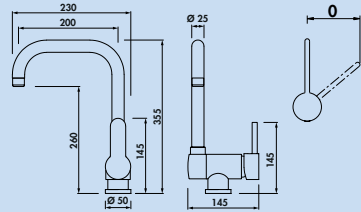


### Drizza

The ideal solution in front of the window by simply swivelling down the spout.

5 years manufacturer's warranty (except on wearing parts)

Your entitlement to customer service within the warranty period is arranged individually in consultation with us.



### Drizza window fitting

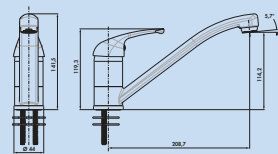


Single lever faucet. With swivelling outlet and ceramic cartridge.

- height when tilted only 77 mm
- swivel range 360°
- drill Ø 35 mm

5011076 chrome, high pressure

178.99 €



### Venus 1



Single lever faucet. With swivelling outlet and ceramic cartridge.

- swivel range 360°
- drill Ø 32 mm

5011007 chrome, high pressure

94.12 €



### Casa

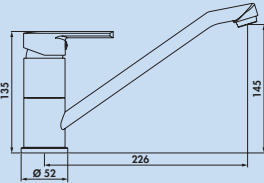
Whether as a standard kitchen or window fitting, the LINEA Casa range of fittings offers attractive design and unrestricted functionality. The Casa 1 includes a CLICK cartridge with **ECO function**. Once the resistance is overcome, the water flow is 100 %.

5 years manufacturer's warranty (except on wearing parts)

Your entitlement to customer service within the warranty period is arranged individually in consultation with us.



Casa 5 window fitting



### Casa 1

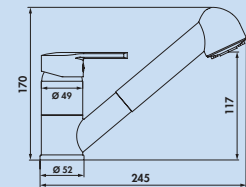


Single lever faucet. With swivelling outlet and ceramic cartridge.

- swivel range 360°
- drill Ø 35 mm

5011053 chrome, high pressure 104.20 €

5011054 chrome, low pressure 125.21 €



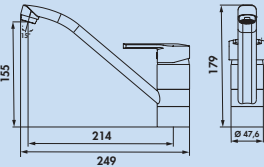
### Casa 2



Single lever faucet. With **pull-out hose with shower head** (can be switched to stream or shower) and ceramic cartridge.

- swivel range 90°
- drill Ø 35 mm

5011055 chrome, high pressure 171.43 €



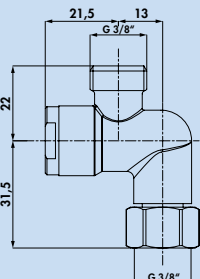
### Casa 5 window fitting



Single lever faucet. With swivelling outlet and ceramic cartridge.

- height when tilted only 30 mm
- swivel range 360°
- drill Ø 35 mm

5011057 chrome, high pressure 156.30 €



### Dirt filter Ecco 1

For corner valves DN 10. With filter insert and removable screw. Protects the cartridge against ingress of dirt. For high-pressure faucets two filters are required, for low-pressure faucets, only one filter.

5031005 3/8", chrome 28.99 €

ARMATE®

Ideal Standard



Competence and consistency  
for the kitchen



Faucets

■ Ceraplan Neo	Page 95
Ceralook	Seite 96
Ceraflex	Page 97
Cerafit	Page 98
Dirt filter Ecco	Page 98
Gusto L	Page 99
Gusto E	Page 100



Ideal Standard

Ideal Standard combines high quality materials, excellent design and state-of-the-art technology and has become one of the largest faucet manufacturers worldwide.

Ideal Standard is the inventor of the cartridge with ceramic sealing disks. This technology ensures perfect functioning and convenience and a long service life.



Ideal Standard gives a **5 year warranty** for each individual product, as well as an additional **10 years of warranted supply period** for all spare parts. For conditions, see [naber.com/en/guarantee/](http://naber.com/en/guarantee/).

Besides this, Ideal Standard offers **nationwide customer service**.

All faucets comply with the drinking water ordinance as well as the associated German and European standards.

Customer service:  
Ideal Standard  
Tel. +49 228 521580  
Fax +49 1805 521589  
[kundendienst@idealstandard.de](mailto:kundendienst@idealstandard.de)  
[www.idealstandard.com](http://www.idealstandard.com)

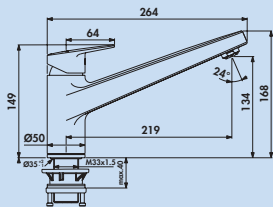


### Ceraplan Neo

This new series is inspiring, because it has everything a contemporary kitchen faucet needs: clear, down-to-earth design and quality workmanship. The EASY-FIX attachment facilitates quick and easy installation. All high pressure models include the **CLICK cartridge** and **temperature control**. The ECO function saves up to 50 % water and is thus gentle on the environment and your wallet. Thanks to the Permanent-Stop, the desired maximum temperature can be pre-set. The high-pressure models are equipped with an anti-limescale aerator. Thanks to the soft elastomer surface, limescale deposits can easily be removed.

**5 years manufacturer's warranty**

**Works customer service**

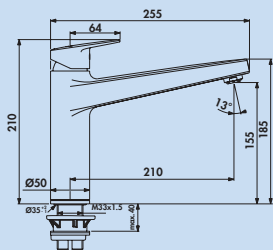


### Ceraplan Neo 1



Single lever faucet. With swivelling moulded outlet and ceramic cartridge.  
 – swivel range 360°  
 – drill Ø 35 mm

5024123 chrome, high pressure	268.91 €
5024124 chrome, low pressure	335.29 €

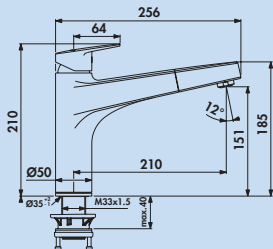


### Ceraplan Neo 2



Single lever faucet. With swivelling moulded outlet and ceramic cartridge.  
 – swivel range 360°  
 – drill Ø 35 mm

5024125 chrome, high pressure	319.33 €
5024126 chrome, low pressure	428.57 €



### Ceraplan Neo 3



Single lever faucet. With **swivelling/pull-out** outlet end ceramic cartridge.  
 – swivel range 120°  
 – drill Ø 35 mm

5024127 chrome, high pressure	386.55 €
5024128 chrome, low pressure	498.32 €



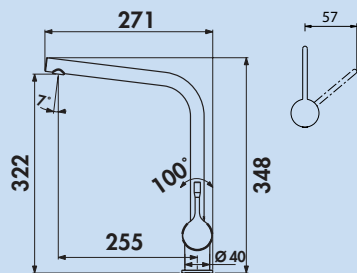
### Ceralook

Ceralook combines practicality and elegance in a line of faucets that leaves hardly anything to be desired. Its striking design adds the finishing touch to any kitchen. Simply beautiful, versatile and incredibly practical.

All models include **temperature control**. Ceralook 1 + 2 high pressure also contain the **CLICK cartridge**.

**5 years manufacturer's warranty**

**Works customer service**



### Ceralook 1



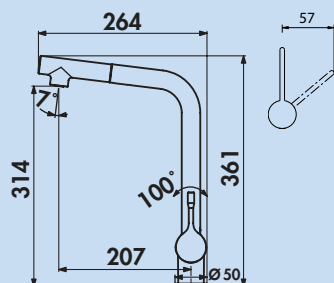
Single lever faucet. With swivelling outlet, side lever and ceramic cartridge.

- swivel range 360°
- drill Ø 35 mm

**5024116** chrome, high pressure **245.38 €**

**5024119** chrome, low pressure **293.28 €**

**5024118** black matt, high pressure **378.15 €**



### Ceralook 2

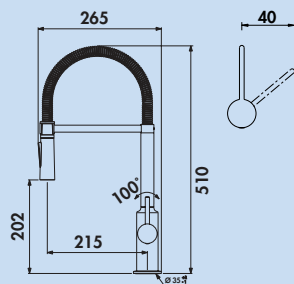


Single lever faucet. With **swivelling/pull-out** outlet, side lever and ceramic cartridge.

- swivel range 360°
- drill Ø 35 mm

**5024120** chrome, high pressure **344.54 €**

**5024121** chrome, low pressure **392.44 €**



### Ceralook 4



Single lever mixer. With side lever made of metal, 2-jet hand shower, spiral spring and ceramic cartridge.

- swivel range 360°
- drill Ø 35 mm

**5024122** chrome, high pressure **468.07 €**



### Ceraflex

Ceraflex is the all-rounder among the kitchen fittings. It impresses with its timeless and yet contemporary design. Thanks to the Click and **BlueStart technology** which delivers cold water in the middle position, energy and water can be saved. Hot water can be added by turning the handle to the left. The cartridge also has an additional **temperature control**. This allows the maximum temperature to be set at the cartridge.

The fittings are equipped with a durable 38 mm **CLICK cartridge**. The EASY-FIX attachment of the Ceraflex 1 and 3 models facilitates quick and uncomplicated assembly.

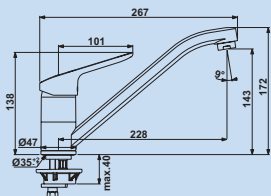
Window fitting: For a sink in front of the kitchen window, Ceraflex is the smart alternative. It can be pulled out and laid flat in one simple movement.

**5 years manufacturer's warranty**

Works customer service



Ceraflex 5 window fitting



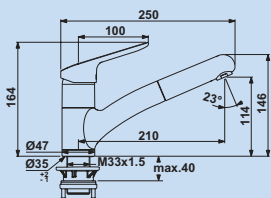
### Ceraflex 1



Single lever faucet. With swivelling outlet and ceramic cartridge.

- swivel range 360°
- drill Ø 35 mm

5024160 chrome, high pressure	152.94 €
5024161 chrome, low pressure	172.27 €



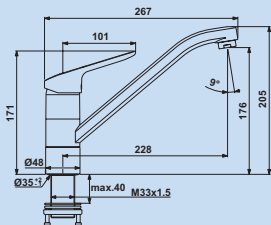
### Ceraflex 2



Single lever faucet. With **swivelling/pull-out** outlet and ceramic cartridge.

- swivel range 120°
- drill Ø 35 mm

5024162 chrome, high pressure	216.81 €
5024163 chrome, low pressure	262.18 €



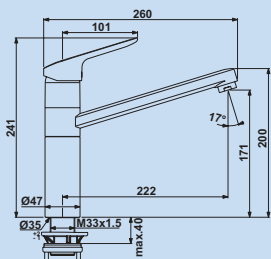
### Ceraflex 5 window fitting



Single lever faucet. With swivelling outlet and ceramic cartridge.

- **height when tilted only 25 mm**
- swivel range 360°
- drill Ø 35 mm

5024166 chrome, high pressure	190.76 €
-------------------------------	----------



### Ceraflex 3



Single lever faucet. With swivelling outlet and ceramic cartridge.

- swivel range 360°
- drill Ø 35 mm

5024164 chrome, high pressure	181.51 €
5024165 chrome, low pressure	204.20 €



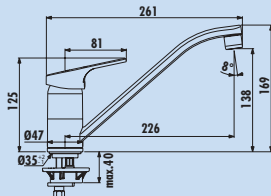
### Cerafit

Cerafit kitchen fittings score through functionality and good value for money. All models have a CLICK cartridge. In the middle position, the innovative **BlueStart technology** (Cerafit 1 and 3) delivers cold water and thus saves energy and water. Hot water can be added by turning the handle to the left. The cartridge also has an additional **temperature control**. This allows the maximum temperature to be set at the cartridge.

The fittings are equipped with a durable 38 mm cartridge. Exception: Cerafit 2 is equipped with a 47 mm cartridge. The EASY-FIX attachment facilitates quick and easy installation.

**5 years manufacturer's warranty**

**Works customer service**



### Cerafit 1

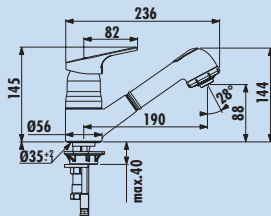


Single lever faucet. With swivelling outlet and ceramic cartridge.

- swivel range 360°
- drill Ø 35 mm

**5024150** chrome, high pressure **117.65 €**

**5024151** chrome, low pressure **145.38 €**



### Cerafit 2

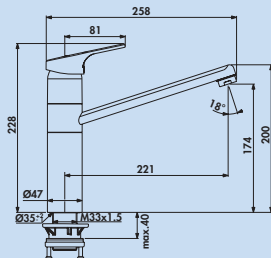


Single lever faucet. With **pull-out hose with shower head** (can be switched to stream or shower) and ceramic cartridge.

- swivel range 120°
- drill Ø 35 mm

**5024152** chrome, high pressure **210.08 €**

**5024153** chrome, low pressure **260.50 €**



### Cerafit 2

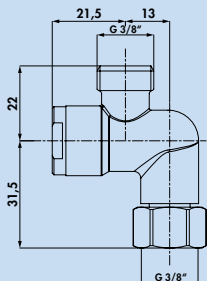


Single lever faucet. With swivelling pipe outlet and ceramic cartridge.

- swivel range 360°
- drill Ø 35 mm

**5024154** chrome, high pressure **176.47 €**

**5024155** chrome, low pressure **195.80 €**



### Dirt filter Ecco 1

For corner valves DN 10. With filter insert and removable screw. Protects the cartridge against ingress of dirt. For high-pressure faucets two filters are required, for low-pressure faucets, only one filter.

**5031005** 3/8", chrome **28.99 €**





### Gusto L

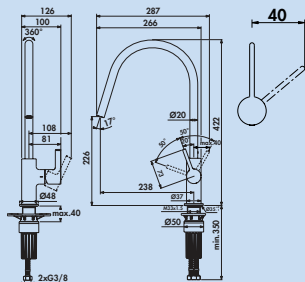
Gusto L combines a high outlet with a low water drop to great effect. The particularly long, tubular outlet is an impressive, innovative design feature. Together with the surprising colour concept, Gusto L presents itself as a kitchen faucet series which is distinctly visionary in character.

The SmartShine look is achieved using state-of-the-art surface finishing in PVD technology. Alongside chrome, Gusto L is available in the colours brushed gold, sun rose, stainless steel finish and magnetic grey.

The outlet swivels and provides a large radius of action at the sink. The high-quality 28 mm flow cartridge with adjustable **temperature control** guarantees a longer than average product life. Gusto L reliably protects against scalding and is especially easy to install. The EASY-FIX attachment of Gusto L1 facilitates quick and easy installation.

**5 years manufacturer's warranty**


**Works customer service**

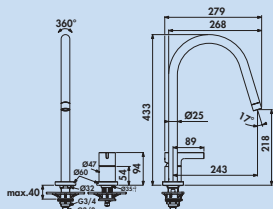


### Gusto L1



Single lever faucet. With swivelling outlet, side lever and ceramic cartridge.  
 – swivel range 360°  
 – drill Ø 35 mm

5024170	chrome, high pressure	289.08 €
5024171	brushed gold, high pressure	462.18 €
5024172	magnetic grey, high pressure	462.18 €
5024173	stainless steel finish, high pressure	462.18 €
5024174	sun rose, high pressure	462.18 €
5024191	chrome, low pressure 	337.82 €



### Gusto L2



Two-hole single lever mixer. With swivelling outlet, separately positionable lever and ceramic cartridge.  
 – swivel range 360°  
 – drill Ø 35 mm

5024180	chrome, high pressure	499.16 €
5024181	brushed gold, high pressure	798.32 €
5024182	magnetic grey, high pressure	798.32 €
5024183	stainless steel finish, high pressure	798.32 €
5024184	sun rose, high pressure	798.32 €



### Gusto E

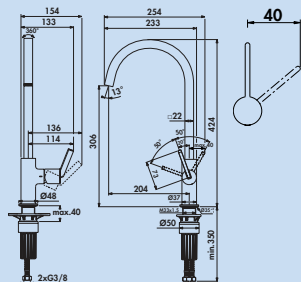
The fascinating faucet design of Gusto E is based on its almost quadratic shape and its scintillating colour range. With their contemporary PVD coating, the SmartShine surfaces have the semblance of brushed gold, sun rose, stainless steel finish or magnetic grey. Classic chrome is available as a fifth colour version.

While the colour schemes radiate elegance, the angular, high outlet of Gusto E highlights its role as a pioneer in creating an exceptional kitchen ambience. The outlet can be swivelled.

The kitchen faucet protects against scalding and features a concealed aerator. The high-quality 28 mm flow cartridge with adjustable **temperature control** guarantees a longer than average product life. The EASY-FIX mounting system provides a secure stand and uncomplicated installation of the faucet.

**5 years manufacturer's warranty**

**Works customer service**



### Gusto E1

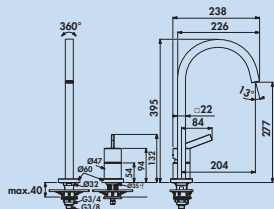


Single lever faucet. With swivelling outlet, side lever and ceramic cartridge.

- swivel range 360°
- drill Ø 35 mm

5024175	chrome, high pressure	319.33 €
5024176	brushed gold, high pressure	499.16 €
5024177	magnetic grey, high pressure	499.16 €
5024178	stainless steel finish, high pressure	499.16 €
5024179	sun rose, high pressure	499.16 €

5024192	chrome, low pressure	369.75 €
---------	----------------------	----------



### Gusto E2



Two-hole single lever mixer. With swivelling outlet, separately positionable lever and ceramic cartridge.

- swivel range 360°
- drill Ø 35 mm

5024185	chrome, high pressure	549.58 €
5024186	brushed gold, high pressure	964.71 €
5024187	magnetic grey, high pressure	964.71 €
5024188	stainless steel finish, high pressure	964.71 €
5024189	sun rose, high pressure	964.71 €

ARMATE®

KLUDI

KLUDI 

Open to all wishes




Faucets

 M2	Page 103
Mix	Page 104
E-GO-L Sensor	Page 105
E-GO Voice	Page 106
Steel	Page 107
LINE XS	Page 108
Bingo Star XS	Page 109
Scope	Page 110
Bingo Star	Page 111
Dirt filter Ecco	Page 111

# KLUDI

## Faucet in front of the window

The unique bayonett fitting: lay faucet flat in no time, simply open the window.



## No limescale

High-quality Cascade aerators are extremely effective against limescale.



## Laminar aerator

No splash, soft, natural water flow, thus low-noise operation. The laminar aerator manages without air swirl and thus prevents the formation of aerosols.



## Moveable aerator

Ensuring that the faucet directs the water flow where it splashes the least. Thanks to KLUDI it's simple: the flow former **s-pointer** can be precisely adjusted at the touch of a finger – once the faucet is mounted, the flow can be individually directed.



## CLIP-IT

- quick coupling for quick and safe installation of faucets with pull-out shower/outlet.
- simply push the end piece of the hose onto the matching adapter on the faucet body
- no more tools needed



## DO-IT

- flexible connection hoses flexibles
- mind. 450 mm
- no more extensions needed



## CLICK-IT

- the new counterweight for clipping
- no more tools needed



KLUDI gives a **5 year warranty** (apart from wearing parts) for each individual product, as well as an additional **10 years of warranted supply period** for all spare parts. For conditions, see [kludi.de](http://kludi.de)

Besides this, KLUDI offers **nation-wide customer service**.

All faucets comply with the drinking water ordinance as well as the associated German and European standards.

Customer service:

KLUDI  
Tel. +49 2373 904234  
Fax +49 2373 904243  
[kundendienst@kludi.de](mailto:kundendienst@kludi.de)  
[www.kludi.de](http://www.kludi.de)

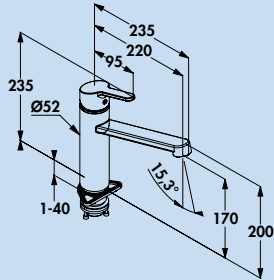


## M2

The new M2 is characterised by its filigree design, which brings clear and reduced forms to the kitchen. In combination with the slender lever, the extremely slim, dynamically angled outlet gives the mixer a modern, fresh appearance that blends in perfectly with a young, urban kitchen ambience.

**5 years manufacturer's warranty (except on wearing parts)**

**Works customer service**



## M2



Single lever faucet. With swivelling outlet and ceramic cartridge with **hot-water limiter**.

- swivel range 360°
- drill Ø 35 mm
- including DO-IT connection hoses

**5023076** chrome, high pressure

**232.77 €**

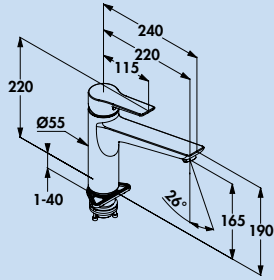


### Mix

The proven all-rounder is a guarantee for first-class functionality at the kitchen sink. With gently curved shapes and straight lines, also when it comes to design, Kludi Mix proves itself to be a modern classic that outlasts times and fashions.

**5 years manufacturer's warranty (except on wearing parts)**

**Works customer service**



### Mix 1

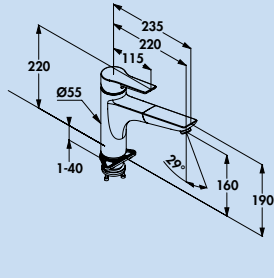


Single lever faucet. With swivelling outlet, closed lever and ceramic cartridge with **hot-water limiter**.

- swivel range 360°
- drill Ø 35 mm
- including DO-IT connection hoses

**5023134** chrome, high pressure **352.94 €**

**5023135** black matt, high pressure **419.33 €**



### Mix 2



Single lever faucet. With **swivelling/pull-out outlet**, closed lever and ceramic cartridge with **hot-water limiter**.

- swivel range 110°
- drill Ø 35 mm
- including DO-IT connection hoses
- including CLIP-IT quick coupling
- including KLICK-IT hose weight

**5023136** chrome, high pressure **451.26 €**

**5023137** black matt, high pressure **517.65 €**

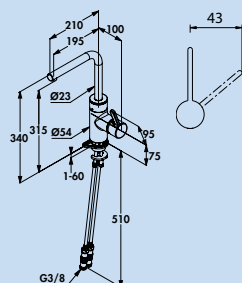




### E-GO-L Sensor

The fitting is equipped with a sensor (patented electronics), which makes no-contact operation possible. The water flow is started by a hand or vessel. This is particularly practical when your hands are dirty, you have only one or no hands free, or water is used to quickly rinse fruit or fill vessels. The temperature can be set as required. Thanks to the controllable run-on time, no water is wasted. Manual operation is always possible. The easy-to-activate cleaning mode enables undisturbed cleaning. The patented electronics have been tested thousands of times.

**5 years manufacturer's warranty (except on wearing parts)**

**Works customer service**




### E-GO-L Sensor



Single lever faucet. With swivelling outlet, laminar aerator and ceramic cartridge with **hot-water limiter**. Incl. built-in sensor for contactless operation and dirt strainer.

- can be operated either by sensor or manually
- water flow and temperature can be set as required
- water flow is activated by hand movement
- integrated cleaning mode for problem-free cleaning of the faucet
- adjustable sensor time for environmentally friendly and economical water consumption
- thanks to the controllable run-on time, not a drop is wasted
- swivel range 360°
- drill Ø 35 mm
- including DO-IT connection hoses

<b>5023128</b> chrome, with plug, high pressure	<b>890.76 €</b>
<b>5023129</b> black matt, with plug, high pressure	<b>972.27 €</b>

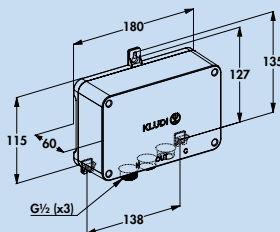
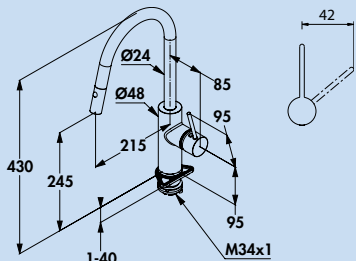


### E-GO Voice

Smart functions at the sink for extra hygiene: besides mechanical and digital operation, E-GO Voice also offers touch-free voice control. For this user convenience, the elegant kitchen faucet has to be connected to the household Wi-Fi network. The programmable voice commands are stored as routines in Google Home or Amazon Alexa. Using the intuitive S-FLOW app, you can select rinse programmes, set the flow rate per minute or set up a child lock. The pull-out dish shower with two spray types provides freedom of movement at the sink. Including water-saving function. Available in chrome or matt black.

5 years manufacturer's warranty (except on wearing parts)

Works customer service



### E-GO Voice



Single lever mixer. With **swivelling/pull-out** hose with shower head (can be switched to stream or shower), laminar aerator and electronic cartridge with **hot water limiter** (can be set via app). Incl. voice control and mechanical operation.

- can be operated either by voice control (connected via Wi-Fi to Amazon Alexa/Google Home), S-FLOW APP or manually
- voice control: programmable commands for touch-free operation
- two individually preset water quantities can be selected using the digital lever
- the S-FLOW APP includes a possible child safety lock and also provides information about water and energy consumption
- swivel range 360°
- drill Ø 35 mm
- incl. DO-IT connection hoses
- incl. CLICK-IT hose weight

5023140 chrome, with plug, high pressure	1668.07 €
5023141 black matt, with plug, high pressure	2092.44 €





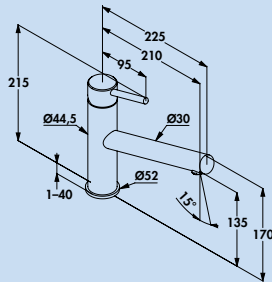
### Steel

The sheer elegance of stainless steel. Quality reaches its highest level when it makes no compromises. Steel takes that path. The single lever sink mixers are made of pure stainless steel with an exceptionally fine brushed finish. Their solid material makes them extremely durable and robust. The purist fittings have proven to be highly functional kitchen tools and, at the same time, radiate unsurpassed quality. Only stainless steel has this cool elegance that restages kitchens.

**Stainless steel**

**5 years manufacturer's warranty (except on wearing parts)**

**Works customer service**



### Steel 1

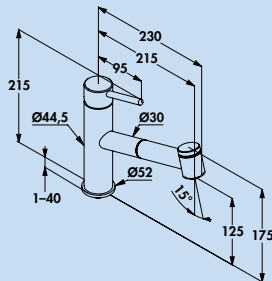


Single lever mixer. With swivelling/pull-out outlet and ceramic cartridge.

- swivel range 360°
- drill Ø 35 mm

**5023124** stainless steel, high pressure

**326.05 €**



### Steel 2

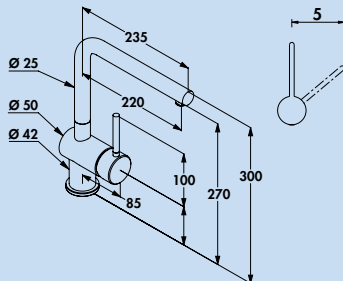


Single lever faucet. With **swivel/pull-out** hose with shower head made of Messio stainless steel (can be switched to stream or shower) and ceramic cartridge.

- swivel range 110°
- drill Ø 35 mm

**5023125** stainless steel, high pressure

**473.11 €**



### Steel L1

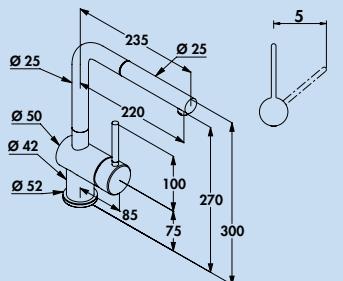


Single lever faucet. With swivelling outlet, side lever and ceramic cartridge.

- swivel range 360°
- drill Ø 35 mm
- including DO-IT connection hoses

**5023126** stainless steel, high pressure

**355.46 €**



### Steel L2



Single lever faucet. With **swivelling/pull-out** outlet, side lever and ceramic cartridge.

- swivel range 180°
- drill Ø 35 mm
- including DO-IT connection hoses

**5023127** stainless steel, high pressure

**519.33 €**

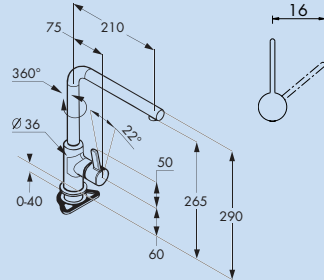


### L-INE XS

The suffix "XS" in the series denotes the streamlined design language, which harmoniously adapts to the purist aesthetics of modern kitchens. A filigree form from the base to the outlet. Thanks to the shorter lever, mounting is possible in front of rear walls.

**5 years manufacturer's warranty (except on wearing parts)**

**Works customer service**



### L-INE XS 1



Single lever faucet. With swivelling outlet, side short lever, ceramic cartridge and laminar aerator.

- swivel range 360°
- drill Ø 35 mm
- including DO-IT connection hoses

**5023220** chrome, high pressure

**249.58 €**

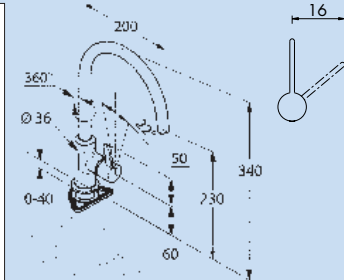


### Bingo Star XS

Attractive design with an appealing high and swivelling outlet. Thanks to the shorter lever, mounting is possible in front of rear walls.

**5 years manufacturer's warranty (except on wearing parts)**

**Works customer service**



### Bingo Star XS 1

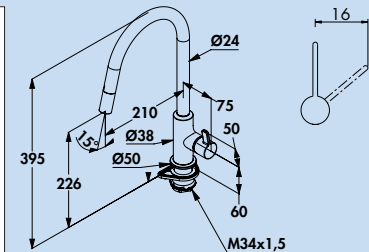


Single lever faucet. With swivelling outlet, side lever, ceramic cartridge and laminar aerator.

- swivel range 360°
- drill Ø 35 mm
- including DO-IT connection hoses

**5023130** chrome, high pressure **249.58 €**

**5023138** black matt, high pressure **309.24 €**



### Bingo Star XS 3



Single lever faucet. With **swivelling/pull-out** outlet, side lever and ceramic cartridge.

- swivel range 360°
- drill Ø 35 mm
- including DO-IT connection hoses

**5023131** chrome, high pressure **368.07 €**


**5023139** black matt, high pressure **448.74 €**



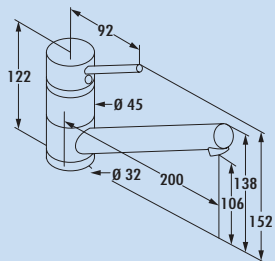
### Scope

The new little one in the KLUDI range. With its minimalistic lever and dynamic outlet design, Scope is tailor made for the modern kitchens of today. Self-confident in design and attractive in price, the Scope range offers a high and low-pressure version and a version with a pull-out outlet. The high-pressure version is available as a further XL model version with a raised base. The models with a fixed outlet have a convenient swivel range of 360° for maximum freedom of movement. The amazing below-window solution: Simply lift at the outlet, pull up and lay aside. In a matter of seconds. Just like the attachment: Place the fitting on the base and turn briefly to the left. Immediately ready to operate due to automatic locking! Scope – everything just fits!

**5 years manufacturer's warranty (except on wearing parts)**  
**Works customer service**



Scope 5 window fitting

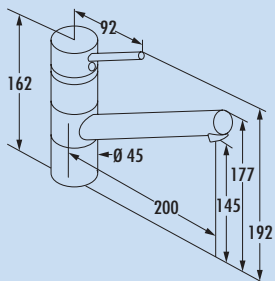



### Scope 1



Single lever faucet. With swivelling outlet and ceramic cartridge.  
– swivel range 360°  
– drill Ø 32 mm

5023084 chrome, high pressure	212.61 €
5023085 chrome, low pressure	260.50 €

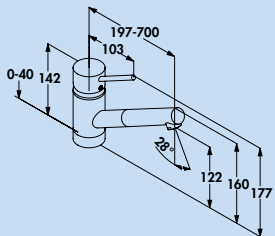


### Scope 2 XL



Single lever faucet. With raised base, swivelling outlet and ceramic cartridge.  
– swivel range 360°  
– drill Ø 32 mm

5023086 chrome, high pressure	258.82 €
-------------------------------	----------

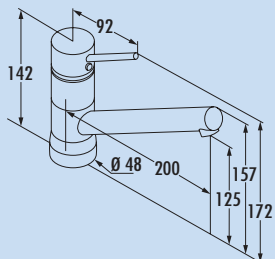



### Scope 4



Single lever faucet. With **swivelling/pull-out** outlet and ceramic cartridge.  
– swivel range 110°  
– drill Ø 35 mm

5023088 chrome, high pressure	359.66 €
5023079 chrome, low pressure	448.74 €



### Scope 5 window fitting



Single lever faucet. With swivelling outlet and ceramic cartridge. Impresses with its easy handling.  
– **height when tilted only 25 mm**  
– swivel range 360°  
– drill Ø 35 mm  
– including DO-IT connection hoses

5023087 chrome, high pressure	352.94 €
-------------------------------	----------



### Bingo Star


Attractive design and an appealing variety of models in the Star range. The high, swivelling outlet ensures flexibility, and the quality fitting with ceramic cartridge and **hot-water limiter** guarantees a long, mutual future.

The amazing below-window solution: Simply lift at the outlet, pull up and lay aside. In a matter of seconds. Just like the attachment: Place the fitting on the base and turn briefly to the left. Immediately ready to operate due to automatic locking!

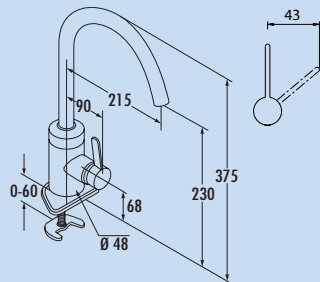
**Stainless steel finish – as beautiful as stainless steel, as resistant as chrome.**

**5 years manufacturer's warranty (except on wearing parts)**

**Works customer service**



Bingo Star 3 window fitting



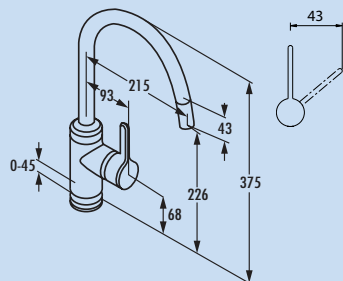
### Bingo Star 1



Single lever faucet. With swivelling outlet, side lever and ceramic cartridge. High pressure faucet with laminar aerator.

- swivel range 360°
- drill Ø 35 mm

5023007	chrome, high pressure	344.54 €
5023008	chrome, low pressure <sup>4</sup>	415.97 €
5023034	stainless steel finish, high pressure	540.34 €
5023012	stainless steel finish, low pressure <sup>4</sup>	623.53 €



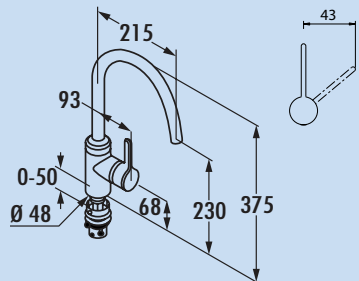
### Bingo Star 2



Single lever faucet. With **swivelling/pull-out** outlet, side lever, ceramic cartridge and laminar aerator.

- swivel range 230°
- drill Ø 35 mm
- incl. CLIP-IT quick coupling

5023009	chrome, high pressure	490.76 €
5023035	stainless steel finish, high pressure	649.58 €



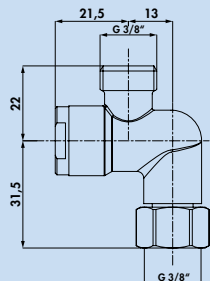
### Bingo Star 3 window fitting



Single lever faucet. With swivelling outlet and ceramic cartridge and laminar aerator.

- **height when tilted only 25 mm**
- swivel range 360°
- drill Ø 35 mm
- including DO-IT connection hoses

5023010	chrome, high pressure	536.13 €
5023036	stainless steel finish, high pressure	777.31 €



### Dirt filter Ecco 1

For corner valves DN 10. With filter insert and removable screw. Protects the cartridge against ingress of dirt. For high-pressure faucets two filters are required, for low-pressure faucets, only one filter.


5031005	3/8", chrome	28.99 €
---------	--------------	---------



# ARMATE®

## Basin faucets

Advanced technology  
for pure relaxation



Faucets

■ Glam bath	Page 114
Glam Leva bath	Page 114
Stile bath	Page 115
Sottile bath	Page 116
Kardon bath	Page 117
Ceraflex bath	Page 118
Ceraplan bath	Page 118
Cerafine O bath	Page 118
Connect Air	Page 118
Zenta bath	Page 119
Pure & Easy bath	Page 119
Objekta bath	Page 119
Pure & Solid bath	Page 119

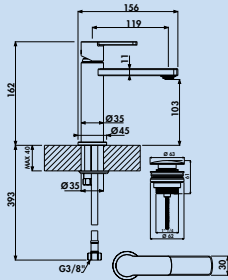


### Glam bathroom

Reduced in design, elegant and timeless. In the focus of the concept the clear line of a balanced game with strict geometry.

**5-year manufacturer's warranty (except on wearing parts)**

**Your claim to customer service during the warranty period will be settled individually by arrangement.**

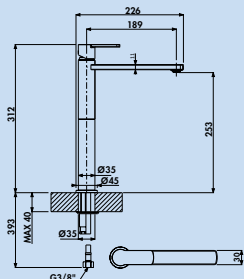


### Glam 1 bathroom



Single lever faucet. With ceramic cartridge. With drain fitting Klick-Komfort (without spill-over).  
— drill Ø 35 mm

5011285 chrome, high pressure	241.85 €
5011286 black matt, high pressure	320.08 €

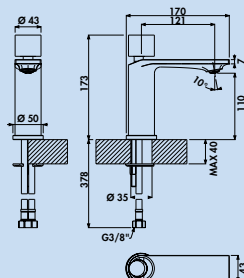


### Glam 2 bathroom



Single lever faucet. With ceramic cartridge. Particularly suitable for use with top-mounted washbasins.  
— without drain fitting  
— drill Ø 35 mm

5011287 chrome, high pressure	286.05 €
5011288 black matt, high pressure	364.12 €



### Glam Leva bathroom



Single lever faucet. With ceramic cartridge. With drain fitting Klick-Komfort (without spill-over).  
— drill Ø 35 mm

5011297 chrome, high pressure	302.69 €
5011298 black matt, high pressure	406.97 €



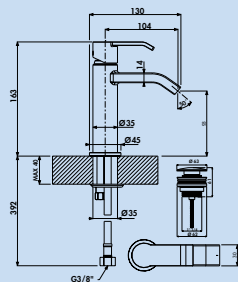


### Stile 1 bathroom

Elegant and stylish design brought straight to the point. Straightforward, simple and therefore visually suited to any basin.

**5 years manufacturer's warranty (except on wearing parts)**

**Your entitlement to customer service within the warranty period is arranged individually in consultation with us.**

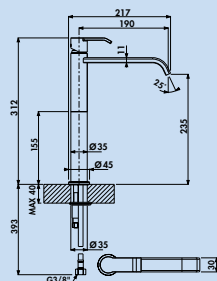


### Stile 1 bathroom



Single lever faucet. With ceramic cartridge. With drain fitting Klick-Komfort (without spill-over).  
— drill Ø 35 mm

5011289 chrome, high pressure	229.24 €
5011290 black matt, high pressure	311.18 €



### Stile 2 bathroom



Single lever faucet. With ceramic cartridge. Particularly suitable for use with top mounted washbasins.  
— without drain fitting  
— drill Ø 35 mm

5011291 chrome, high pressure	277.06 €
5011292 black matt, high pressure	356.05 €

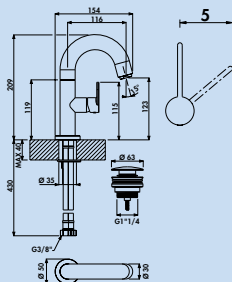



### Sottile bathroom

Perfectly shaped design that harmonises opposites: the seemingly soft robustness appears familiar and stands out in its own right. A statement of balance and good spirits – charming and stylish.

5-year manufacturer's warranty (except on wearing parts)

Your claim to customer service during the warranty period will be settled individually by arrangement.

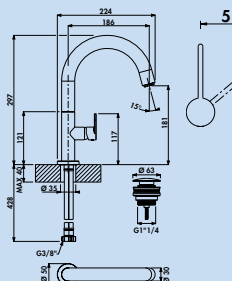


### Sottile 1 bathroom



Single lever faucet. With ceramic cartridge. With drain fitting Klick-Komfort.  
– swivel range 360°  
– drill Ø 35 mm

5011293 chrome, high pressure	268.74 €
5011294 black matt, high pressure	357.90 €



### Sottile 2 bathroom



Single lever faucet. With ceramic cartridge. With drain fitting Klick-Komfort.  
Particularly suitable for use with top mounted washbasins.  
– swivel range 360°  
– drill Ø 35 mm

5011295 chrome, high pressure	287.90 €
5011296 black matt, high pressure	373.19 €

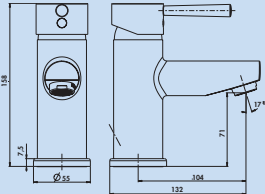


### Kardon

Elegant and stylish design brought straight to the point. Straightforward, simple and therefore visually suited to any basin.

**5 years manufacturer's warranty (except on wearing parts)**

Your entitlement to customer service within the warranty period is arranged individually in consultation with us.



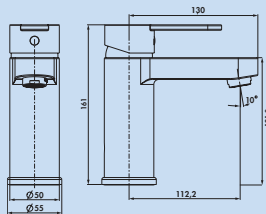
### Kardon 1 bathroom



Single lever faucet. With pop-up rod waste fitting 1 ¼", ceramic cartridge, **ECO function** (CLICK cartridge) and **scald protection**.  
— drill Ø 35 mm

**5011084** chrome, high pressure

**136.13 €**



### Kardon 2 bathroom




Single lever faucet. With pop-up rod waste fitting 1 ¼" and ceramic cartridge.  
— drill Ø 35 mm

**5011086** chrome, high pressure

**167.23 €**

**5011095** black matt, high pressure

**198.74 €**

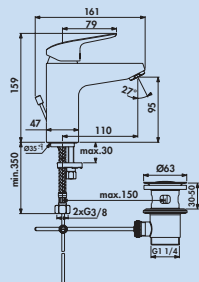


### Ceraflex bathroom

Enjoy the perfect balance between elegance and innovation. Clever functions combined with safety make bathroom fittings from Ideal Standard what they are.

5 years manufacturer's warranty

Works customer service



### Ceraflex bathroom

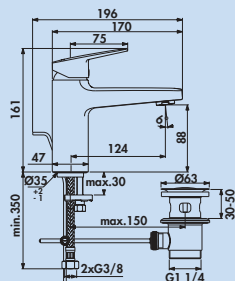


Single lever faucet. With pop-up rod waste fitting 1 1/4", ceramic cartridge and ECO function (with temperature control and 5 l aerator).

- drill Ø 35 mm
- EASY-FIX mounting system

5024077 chrome, high pressure

178.15 €



### Ceraplan bathroom

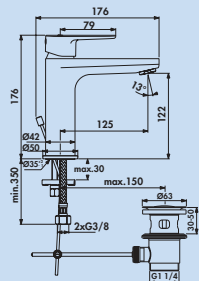


Single lever faucet. With pop-up rod waste fitting 1 1/4", ceramic cartridge and ECO function (with temperature control and 5 l aerator).

- drill Ø 35 mm
- EASY-FIX mounting system

5024078 chrome, high pressure

235.29 €



### Cerafine O bathroom



Single lever faucet. With pop-up rod waste fitting 1 1/4", ceramic cartridge and ECO function (with temperature control and 5 l aerator).

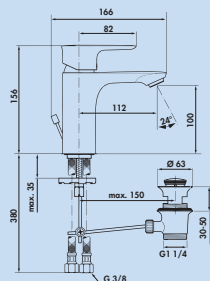
- drill Ø 35 mm
- EASY-FIX mounting system

5024079 chrome, high pressure

215.97 €

5024071 black matt, high pressure

288.24 €



### Connect Air bathroom



Single lever faucet. With pop-up rod waste fitting 1 1/4", ceramic cartridge and ECO function (with CLICK cartridge, temperature control and 5 l aerator).

- drill Ø 35 mm
- EASY-FIX mounting system

5024029 chrome, high pressure

289.92 €

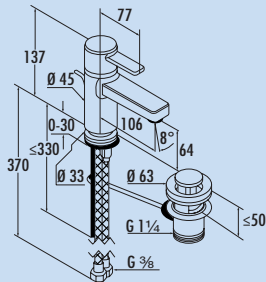


### Zenta bathroom

The bathroom ranges by Kludi impress with their high functionality and comprehensive product diversity.

5 years manufacturer's warranty (except on wearing parts)

Works customer service



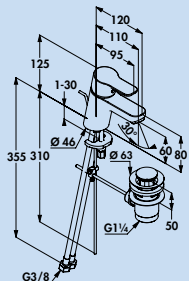
### Zenta bathroom



Single lever faucet. With pop-up rod waste fitting 1 1/4", ceramic cartridge and moveable aerator s-pointer.  
— drill Ø 33 mm

5023080 chrome, high pressure

257.98 €



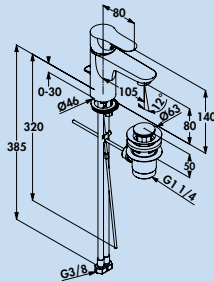
### Pure & Easy bathroom



Single lever faucet. With pop-up rod waste fitting 1 1/4" and ceramic cartridge.  
— drill Ø 35 mm

5023102 chrome, high pressure

172.27 €



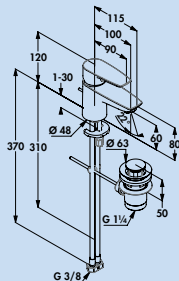
### Objekta bathroom



Single lever faucet. With pop-up rod waste fitting 1 1/4" and ceramic cartridge.  
— drill Ø 35 mm

5023082 chrome, high pressure

246.22 €



### Pure & Solid bathroom



Single lever faucet. With pop-up rod waste fitting 1 1/4" and ceramic cartridge.  
— drill Ø 35 mm

5023101 chrome, high pressure

235.29 €



# ARMATE®

## Storage water heater

Hot water – immediately!



- Q5 5 litre storage water heater Page 122
- Under-sink device Small U5 Page 123
- Under-sink device TR 1500 Page 124
- Undersink unit w. drip and pressure stop TR 3500 Page 125



### Q5 5 litre storage water heater

The Q5 5 litre storage water heater is an innovation in the area of small under-sink storage water heaters. This storage water heater makes it possible to use any high-pressure faucet, even if only a cold water connection is available in the kitchen. Restrictions in the choice of faucet are a thing of the past. The new type of insulation of the appliance reduces the supply costs of the hot water compared to a 5-litre small under-sink storage heater. The Q5 storage water heater guarantees uniform water pressure for hot, cold and mixed water.

**At a water pressure of more than 4 bar, a pressure reducer has to be installed on site in front of the safety group.**

Maximum water pressure 5 bar.



### Q5 5 liters storage water heater



Storage water heater. The small Q5 5 litre storage heater immediately draws attention with its compact design. Its height is only 145 mm. The special thing about the Q5 is that it can be installed **in or under** practically all kitchen cabinets in a variety of ways. The unit can be mounted horizontally or vertically. Your fitter installs the water heater invisibly behind the skirting board and positions it horizontally or vertically on the side or rear wall.

**Advantages** of the Q5 5-litre storage water heater over connection to a central hot-water supply system:

- no waiting time
- saves water
- saves energy
- saves money
- no low-pressure faucet necessary

The Q5 also has other advantages over a conventional small under-sink storage water heater:

- **as a pressure-resistant storage heater in high-grade stainless steel, normal high-pressure faucets can be connected**
- **NO annoying dripping from the faucet!**
- thermostat adjustable from the outside
- can be mounted invisibly behind the skirting board
- different installation options
- overall concept, including pressure-resistant safety group and connection set

#### Warranty

We grant 5 years manufacturer's warranty on the internal stainless steel tank of the storage heater. The other parts are covered by 2 years manufacturer's warranty. For conditions see [www.naber.com/en/garantie/](http://www.naber.com/en/garantie/).

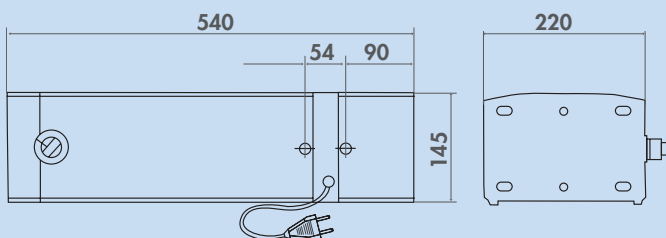
Technical data:

- connection and temperature controller on the side
- 5 litres filling capacity
- power 2200 watt
- setting range 30-80 °C
- heating up time to 65 °C 18 min
- standby loss 21 Watt
- 145 x 540 x 215 mm (H x W x D)

**Installation height of the wall outlet (on-site) 400 mm from the top edge of the floor.**

6012007 black matt/grey, for connection in DE, AT, LU

977.38 €

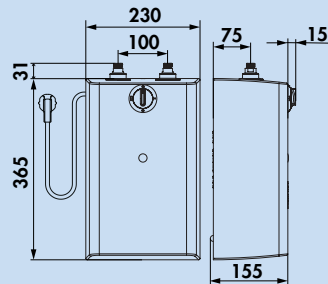






### Under-sink device Small U5

For connection of low-pressure faucets.  
Thanks to rapid heating, the water and electricity consumption can be kept low.  
Space-saving under-sink water heater makes good use of the space under the sink.



### Under-sink device Small U5



Storage water heater.

- **installation depth only 155 mm**
- small water heater 5 litres, white. Open (pressure-free).
- container material in plastic
- compact insulation
- continuous temperature setting of 30–85 °C
- mixed water volume 40 °C 7.5 l
- the outlet of a faucet should always be free
- if possible, do not use a shower fitting
- with earthing contact plug and wall mounting strip
- safety temperature limiter can be reset by pulling the mains plug
- contact/moisture protection IP24
- power supply 230 V, 50 Hz, 10 A
- ready to plug in, connected load 2 kW
- weight with water 7.4 kg
- device dimensions 365 x 230 x 155 mm (H x W x D)
- **maximum water pressure 4 bar**
- **max. water flow 5 l / min.**

6011044 white 224.37 €

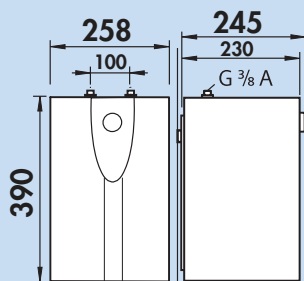
#### Optional accessories

6011045 Flow meter, red 59.92 €



### Under-sink device

For connection of low-pressure faucets.



### Under-sink device TR 1500



Water heater.

- small water heater 5 litres, white. Open (pressure-free)
- container material in plastic
- high-quality compact insulation
- continuous temperature setting of 35–85 °C
- with frost protection setting "\*" and energy-saving setting "e"
- temperature setting can be limited to stage "l" or stage "e"
- power indicator lamp
- mixed water volume 40 °C 9.5 l
- the outlet of a faucet should always be free
- if possible, do not use a shower fitting
- lowest standby power consumption (about 0,2 kWh at 65 °C/24 h)
- with fastening material, mounting bracket
- switchable safety temperature limiter
- contact/moisture protection IP24D
- power supply 220–240 V
- ready to plug in, connected load 2.2 kW
- weight with water 7.5 kg
- device dimensions (H x W x D) 390 x 258 x 245 mm

6011041 white 226.89 €

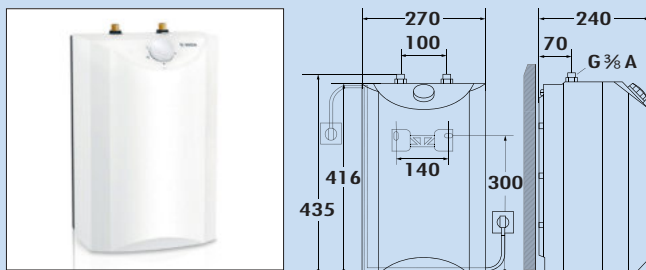

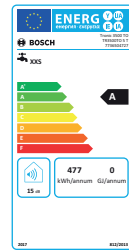
#### Optional accessories

6011045 Flow meter, red 59.92 €



### Undersink unit with drip and pressure stop

For connection of low-pressure faucets.  
Not a drop from the faucet outlet during heating, no waste of water, clean and environmentally conscious. The pressure stop shows the calcification and recognizes the wrong water connection from 0.25 MPa (2.5 bar). In these cases, the pressure stop function blocks the cold water supply, and thus indicates the excess pressure. The pressure stop function works similar to a fuse. Once the fault is corrected and the excess pressure eliminated, it can be reset and the small tank is immediately available again for use.



### Undersink unit TR 3500



Drip stop prevents dripping during heating, saves water and reduces lime scale. The pressure stop shows the calcification and recognises incorrect water connection from 0.25 MPa (2.5 bar).

- with drip and pressure stop
- CLICKFIX assembly technology saves time and money
- container material in plastic with high-quality EPS expanded polystyrene insulation
- temperature continuously variable from approx. 35 °C to 85 °C with engaged positions at "s", "l" and "e" • frost protection setting
- power indicator lamp
- power-saving cover plate
- mixed water volume display on the power-saving cover plate
- the outlet of a faucet should always be free
- if possible, do not use a shower fitting
- high mixed water quantity 14 liters 40 °C hot water
- grounding contact easily accessible from the outside for the electrical safety testing according to BGV A3
- lowest standby power consumption of only 0.18 kWh/d
- secure metal water connections in brass, colour-coded
- switchable safety temperature limiter
- contact/moisture protection IP24D
- electricity supply 230 V, ready to plug in, connected load 2.2 kW
- weight with water 7.7 kg
- device dimensions (H x W x D) 435 x 270 x 240 mm

6011043 white 365.55 €


#### Optional accessories

6011045 Flow meter, red 59.92 €




SELECTAkit®

Waste  
collectors



Intelligence

Waste collectors



Clean waste separation conserves natural resources. At the same time, keeping the base cabinet well organised saves time and is conveniently sustainable. In this way, SELECTAkit® waste separation systems make responsible ecological thinking simple!

Because the SELECTAkit® waste collector range, creatively developed over many years, provides the optimum waste separation system with precisely fitting storage space organisation for every kitchen base unit. They are highly practical, versatile and flexible: Cox® Base, Cox StandUP®, Cox Clan®, Cabbji® ... And with Cox Base-Board® and Cox Work® you have tailor-made organisation and storage systems on top.

That means: undreamt-of storage possibilities for accessories and utensils, combined with highly functional and ergonomic design.

# SELECTAkit®

## Waste collectors

Innovative technology  
is developed from new thinking



Waste collectors



■ SELECTAkit®  
Pull-out technology for front pull-outs  
The sophisticated  
pull-out technology Page 133–170



■ SELECTAkit®  
Pull-out technology for existing pull-outs  
The flexible  
waste system Page 171–204



■ SELECTAkit®  
Pull-out technology for rotating doors  
The perfect supplement for  
functionality and ergonomics Page 205–230



■ SELECTAkit®  
Swivel technology for rotating doors  
The technology  
of shorter distances Page 231–240



■ SELECTAkit®  
Free-standing containers/  
waste disposal units  
Extremely practical  
and shapely Page 241–244

# Collectors overview

## Pull-out technology for front pull-out

Page 133–170



Full front    Front panel with one division

### Depth 320 mm

Page

Cox® Base 360 K	146–147, 149
Cox Base-Board®	141–142, 148

### Depth 400 mm

Page

Cox® Base 360 S	135–137, 143–144
Cox® Base Q+	139
Cox® Base Q	140
Cox Base-Board®	141–142, 148
Cox Base-Board® 900	145
Cox® Base 360 S/900-4	145
Cox Cick-E® 600	144
Cox Cick-E® 600 K	149
Cox® Base 460 S	150–152
Cox Cick®	153
LED foot kick Libero 3.0	153
Cox Work®	154–156
Cox® Base 360 R	157–158
Cox® Base 460 R	159–160

### Depth > 400 mm

Page

Cox Clan®	161–165
Cox Cick®	163
Bio Double 30 BM	168
Tandem 2	168
Müllex Comfort 35/5/4/4	168
Müllex Comfort 35/17/4/4	169
Müllex Oekonom 35/2/2	169
Müllex Boxx 55/60-R Bio	169
Müllex Euro Boxx 55/60 R	170
StopMatic	170
KickMatic	170

## Pull-out technology for existing pull-outs

Page 171–204



Full front    Front panel with one division    Front panel with one division    Front panel with two divisions

### Depth 310 mm

Page

Cox Stand-UP® 350 K	182–183
Cox® Box 235 K	188–190
Cox® Box 275 K	193–195

### Depth 400 mm

Page

Cox Stand-UP® 250 S	173–175
Cox Stand-UP® 280 S	176–178
Cox Stand-UP® 350 S	179–181
Cox® Box 235 S	185–187
Cox® Box 275 S	191–192
Cox® Box 360 S	197–198
Cox® Box 350 S	199–200

### Depth > 400 mm

Page

Cox® Giallo	201
X-LINE	202–203

## Pull-out technology for rotating doors

Page 205–230



Full front    Front panel with one division

	Page
Clap 1–3	206–208
Double 1/Double deluxe	209
Double 3	209
Trenta 1	210
Double Shorty/Trio Shorty	211
Double Shorty plus	212
Double 4	212
Trenta 5	212
Quarta 1	213
Double 2	213
Trenta 6	213
Bio Single 30 DT	214
Big Boy 30/40	214
Double Master/Bio Double Master	215
Trio Master/Bio Master	215–216
Double Master Maxi 40 DT	216
Bio Trio Maxi 40 DT	216
Bio Double 30 DT	217
Bio Trio DT	217
Kitchen Box	217
Solo 3635/3636	218
Tandem 7	218
Trenta 7/8	219
Cleaning agent pullout Carry	220
Tandem 7 K/S	220–222
Easy Cargo 1	223
Big Double	223
Double Master 2 DS	228
Trio Master 3 DS	229
Double 2 DS	229
Trenta 6 DS	229

### Corner solutions

Page

Corner Boy	224
Rondo plus	225–226
Rolling cart DS	227–228



# Collectors overview

## Swivel technology for rotating doors

Page 231–240



Full front

Front panel  
with one  
division

	<b>Page</b>
Cabbi® junior	232–233
Cabbi®	234–235
Cox® Beep	236
Müllex Single 35	237
Müllex Euro Flexx	237
Vario	237–238
Öko 1	239
Uno 3418	239
Duo 3416	239

## Free-standing containers, waste disposal units

Page 241–244



	<b>Page</b>
Kickboy	242
Pushboy	242
Beta	242
Alpha	243
Dassa	243
Evolution 100	244
Model 56	244



# SELECTAkit®

## Pull-out technology for front pull-out

The sophisticated  
pull-out technology



■ Cox® Base 360 S	Page 137–147	■ LED foot kick Libero 3.0	Page 153
■ Cox® Base Q	Page 138–140	■ Cox Work®	Page 154–156
■ Cox Base-Board®	Page 141–142	■ Cox® Base 360 R	Page 157–158
■ Cox® Base 360 S with Base-Board®	Page 152–144	■ Cox® Base 460 R	Page 159–160
■ Cox Cick-E® 600	Page 144	■ Cox Clan® 490	Page 161–163
■ Cox Base-Board® 900	Page 145	■ Cox Cick®	Page 163
■ Cox® Base 360 S/900-4	Page 145	■ Cox Clan® 580	Page 164–165
■ Cox® Base 360 K	Page 146–147	■ Replacement bucket and lid overview	Page 166–167
■ Cox Base-Board®	Page 148	■ Bio Double 30 BM	Page 168
■ Cox® Base 360 K with Base-Board®	Page 149	■ Tandem 2	Page 168
■ Cox Cick-E® 600 K	Page 149	■ Müllex	Page 168–170
■ Cox® Base 460 S	Page 150–152	■ StopMatic	Page 170
■ Cox Cick®	Page 153	■ KickMatic	Page 170

Suitable for the following  
front layouts:



Full front



Front panel  
with one  
division

Please check the heights of the product groups.

# SELECTAkit®

## Pull-out technology with front pull-out

### COX® Base

is the sophisticated built-in waste collector solution, convincing due to high quality, convenient handling and perfect pull-out technology.

- GRASS self-retractable full pull-out technology with synchronization, Airmatic soft-impact proven in long-term tests
- smooth operation and lateral stability even under full load (load bearing capacity 40 kg)
- reinforced metal housing frame for container holder, powder-coated
- extractable metal lid with grip clip, may be used as an additional deposit, powder-coated
- available for four cupboard widths as well as with standard and XXL containers, installation depth of only 400 mm
- optional 10 l container with bio-lid and activated charcoal filter
- exactly fitting assembly using the "quick & easy" quick assembly frame


Cox® Base – competitive edge due to perfectly attenuated pull-out technology



### Cox® Base convinces due to easy assembly:



1. Insert GRASS-guide 470 mm into the side part and assemble flush with the body (quick & easy).



2. Slide depositing lid into the plastic sliding bearing.



3. Insert pull-out frame into the pull-out rails.




4. Install front attachment using the template.



5. Insert front plate into the pull-out frame and fasten it.



6. Insert container. Finished!

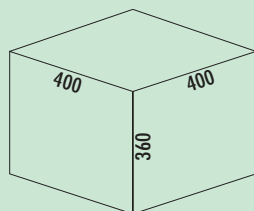


### Cox® Base 360 S

Waste collector as front pull-out system with soft retraction and damping.

- installation height 360 mm
- installation depth 400 mm
- **depth of the guide rail 470 mm**
- "quick&easy" installation frame for different body thicknesses (16/19 mm)
- "nova Pro" guide rail
- functional design

Container fitting system/litres					
Cabinet/body	400	450	500	600	900
	10 10		16 10 10	10 22 10	22 22 10 10
	22	16 16	16 22	22 22	2,7 2,7 1,2 1,2
				10 10 10 10	

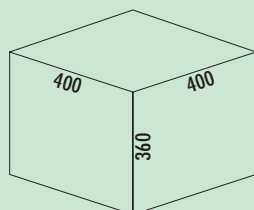


### Cox® Base 360 S/400-1

With pull-out complete lid.

- guide rail depth 470 mm
- waste capacity 22 liters
- technology: full drawer
- fitting: cabinet wall and front panel
- **with soft retraction and damping**
- **suitable for Cox Work® utensils box (see catalogue 1 pages 154–156/24 EN)**

<b>8012310</b> light grey, H 360 mm	<b>300.00 €</b>
<b>8013310</b> anthracite, H 360 mm	<b>300.00 €</b>



### Cox® Base 360 S/400-2

With pull-out complete lid.

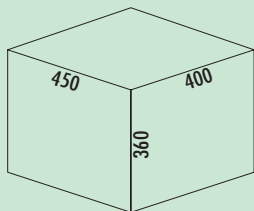
- guide rail depth 470 mm
- waste capacity 20 (2 x 10) liters
- technology: full pull-out
- fitting: cabinet wall and front panel
- **with soft retraction and damping**

<b>8012300</b> without bio lid, light grey, H 360 mm	<b>300.00 €</b>
<b>8013300</b> without bio lid, anthracite, H 360 mm	<b>300.00 €</b>
<b>8012313</b> with bio lid, light grey, H 360 mm	<b>304.56 €</b>
<b>8013313</b> with bio lid, anthracite, H 360 mm	<b>304.56 €</b>

#### Optional accessories

<b>8011312</b> Bio-lid, light grey, for 4/ 6/ 7/ 10/ 12.5 liters	<b>14.79 €</b>
<b>8013312</b> Bio-lid, anthracite, for 4/ 6/ 7/ 10/ 12.5 liters	<b>14.79 €</b>
<b>8011178</b> Bio-filter retrofitting set, black	<b>7.39 €</b>





## Cox® Base 360 S/450-2

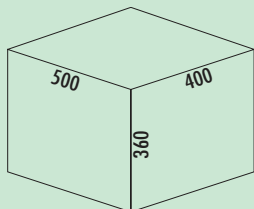
- With pull-out complete lid.
- guide rail depth 470 mm
  - waste capacity 32 (2 x 16) liters
  - technology: full pull-out
  - fitting: cabinet wall and front panel
  - **with soft retraction and damping**

8012301 light grey, H 360 mm 317.14 €

8013301 anthracite, H 360 mm 317.14 €

### Optional accessories

8012367 Cox Cick®, dark grey/chrome matt 66.47 €



## Cox® Base 360 S/500-2

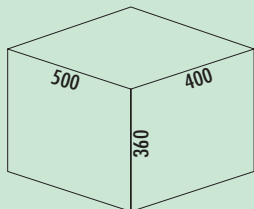
- With pull-out complete lid.
- guide rail depth 470 mm
  - waste capacity 38 (1 x 16/1 x 22) liters
  - technology: full pull-out
  - fitting: cabinet wall and front panel
  - **with soft retraction and damping**
  - **suitable for Cox Work® utensils box (see catalogue 1 pages 154–156/24 EN)**

8012303 light grey, H 360 mm 325.21 €

8013303 anthracite, H 360 mm 325.21 €

### Optional accessories

8012367 Cox Cick®, dark grey/chrome matt 66.47 €



## Cox® Base 360 S/500-3

- With pull-out complete lid.
- guide rail depth 470 mm
  - waste capacity 36 (2 x 10/1 x 16) liters
  - technology: full pull-out
  - fitting: cabinet wall and front panel
  - **with soft retraction and damping**

8012302 without bio lid, light grey, H 360 mm 325.21 €

8013302 without bio lid, anthracite, H 360 mm 325.21 €

8012314 with bio lid, light grey, H 360 mm 329.80 €

8013314 with bio lid, anthracite, H 360 mm 329.80 €

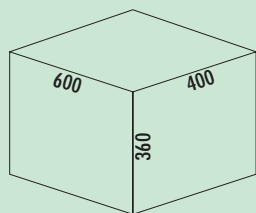
### Optional accessories

8011312 Bio-lid, light grey, for 4/ 6/ 7/ 10/ 12.5 liters 14.79 €

8013312 Bio-lid, anthracite, for 4/ 6/ 7/ 10/ 12.5 liters 14.79 €

8011178 Bio-filter retrofitting set, black 7.39 €

8012367 Cox Cick®, dark grey/chrome matt 66.47 €



### Cox® Base 360 S/600-2


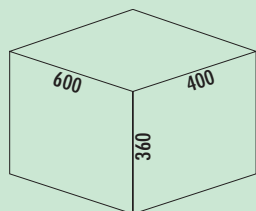

With pull-out complete lid.

- guide rail depth 470 mm
- waste capacity 44 (2 x 22) liters
- technology: full pull-out
- fitting: cabinet wall and front panel
- **with soft retraction and damping**
- suitable for Cox Work® utensils box (see catalogue 1 pages 154–156/24 EN)

8012304	light grey, H 360 mm	325.21 €
8013304	anthracite, H 360 mm	325.21 €

#### Optional accessories

8012368	Cox Cick-E® 600, W 600 mm, dark grey/chrome matt	469.83 €
8012367	Cox Cick®, dark grey/chrome matt	66.47 €



### Cox® Base 360 S/600-3


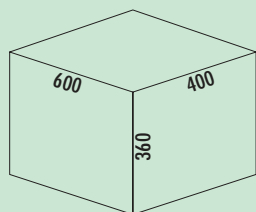
With pull-out complete lid.

- guide rail depth 470 mm
- waste capacity 42 (2 x 10/1 x 22) liters
- technology: full pull-out
- fitting: cabinet wall and front panel
- **with soft retraction and damping**
- suitable for Cox Work® utensils box (see catalogue 1 pages 154–156/24 EN)

8012305	without bio lid, light grey, H 360 mm	326.05 €
8013305	without bio lid, anthracite, H 360 mm	326.05 €
8012315	with bio lid, light grey, H 360 mm	340.84 €
8013315	with bio lid, anthracite, H 360 mm	340.84 €

#### Optional accessories

8011312	Bio-lid, light grey, for 4/ 6/ 7/ 10/ 12.5 liters	14.79 €
8013312	Bio-lid, anthracite, for 4/ 6/ 7/ 10/ 12.5 liters	14.79 €
8011178	Bio-filter retrofitting set, black	7.39 €
8012368	Cox Cick-E® 600, W 600 mm, dark grey/chrome matt	469.83 €
8012367	Cox Cick®, dark grey/chrome matt	66.47 €



### Cox® Base 360 S/600-4

With pull-out complete lid.

- guide rail depth 470 mm
- waste capacity 40 (4 x 10) liters
- technology: full pull-out
- fitting: cabinet wall and front panel
- **with soft retraction and damping**

8012316	without bio lid, light grey, H 360 mm	365.63 €
8013316	without bio lid, anthracite, H 360 mm	365.63 €
8012317	with bio lid, light grey, H 360 mm	368.06 €
8013317	with bio lid, anthracite, H 360 mm	368.06 €

#### Optional accessories

8011312	Bio-lid, light grey, for 4/ 6/ 7/ 10/ 12.5 liters	14.79 €
8013312	Bio-lid, anthracite, for 4/ 6/ 7/ 10/ 12.5 liters	14.79 €
8011178	Bio-filter retrofitting set, black	7.39 €
8012368	Cox Cick-E® 600, W 600 mm, dark grey/chrome matt	469.83 €

# SELECTAkit®

## Uittrektechniek met frontuittreksysteem

### Cox® Base Q+/ Cox® Base Q

Afvalverzamelersystemen van Naber combineren een optimale organisatie van de opbergruimte met maximaal comfort bij de hantering. Cox® Base Q+ / Cox® Base Q maakt het mogelijk dat afvalcontainers en Quooker waterreservoirs plaatsbesparend in de onderkast van de spoelunit ondergebracht worden.

Het comfortabele tappen van kokend heet en gekoeld sprankelend water gewoon door de Quooker kraan te bedienen, is gebaseerd op waterreservoir plus slangen en wateraansluitingen. Met Cox® Base Q+ / Cox® Base Q vindt de uitrusting een plekje in een stabiel frame naast de afvalverzamelaars.

Cox® Base Q+ / Cox® Base Q biedt minstens 20 liter afvalvolume. In één variant is de draagbare box voor benodigheden Cox Work® te integreren, in een andere het speciale deksel voor composteerbaar biologisch afval. Het afvalstelsel is uitgerust met een compleet deksel, waarop er benodigheden opgeborgen kunnen worden.



Cox® Base Q+ 360 S/370-1



Cox® Base Q 360 S/400-2



- onderbrenging van het reservoir voor kokend water Quooker PRO3, COMBI, COMBI+ en van het reservoir voor koud water Quooker CUBE met CO<sub>2</sub>-cilinder
- inclusief een ordehulpmiddel voor de kabel- en slanggeleiding
- met een afzonderlijke houder voor de Quooker waterfilter
- voor 600 mm brede onderkasten
- techniek: compleet uittreksysteem met soft intreksysteem en demping
- kleur van frame/onderstel/geleider/compleet deksel: antraciet
- montage aan kastwand, kastbodem en frontpaneel
- aansluiting van het Quooker reservoir en van de kraan op het hoekventiel vindt plaats vóór het meubel. Daarna wordt het frame-element met CUBE, PRO3 reservoir, COMBI, COMBI+ en CO<sub>2</sub>-cilinder ingeschoven en door schroeven bevestigd.
- eenvoudige demontage door het losdraaien van twee schroeven voor onderhoudswerkzaamheden





### Cox® Base Q+

Quooker®

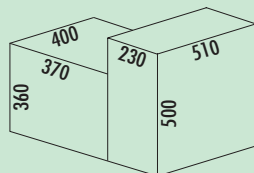
The Cox®-Base-Q+ system is ideally suited for mounting a Cox® Base 360 S together with the Quooker CUBE, PRO3, COMBI and COMBI+. The perfectly coordinated modules provide for the space-saving arrangement of all the necessary components in a sink base unit in a **600 mm wide** sink base unit.

The fitting is carried out in just a few steps, and it is possible to respond to the given installation situation with maximum flexibility. In the rear area there is sufficient space for water connections as well as hose and cable routing. **In addition, the reservoirs can be positioned on the left or on the right of the Cox® Base.**

A holder to accommodate the cube filter can be ordered as an option.

Container fitting system/litres	
Cabinet body	600

Waste collectors



### Cox® Base Q+ 360 S/370-1

Quooker®

For positioning in a sink base unit with a **width of 600 mm.**

- **simple, quick and flexible installation**
- **positioning of the reservoirs on the left or on the right of the Cox® Base possible**
- sturdy construction for mounting on the cabinet side wall, front panel and on the underside
- integrated hose and cable management
- simple replacement of the CO<sub>2</sub> cylinder
- Quooker system can be set up and connected **in front of the cabinet. The extension hoses required for this are listed below as accessories and can be ordered directly from Quooker.**
- waste volume 22 litres
- **waste system with soft retraction and damping**

**8013378** anthracite, H 360 mm **498.33 €**

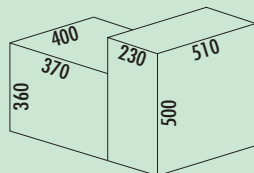
#### Optional accessories

**1051017** Space-saving connector, white **5.63 €**

**8013367** Holder for CUBE filter, anthracite **68.07 €**

**VERLEQ60** extension of the boiling water hose from the PRO3 to the tap, 600 mm

**VERLCUBE** extension of the supply line CUBE, 1500 mm



### Cox® Base Q+ 360 S/370-2

Quooker®

For positioning in a sink base unit with a **width of 600 mm.**

- **simple, quick and flexible installation**
- **positioning of the reservoirs on the left or on the right of the Cox® Base possible**
- sturdy construction for mounting on the cabinet side wall, front panel and on the underside
- integrated hose and cable management
- simple replacement of the CO<sub>2</sub> cylinder
- Quooker system can be set up and connected **in front of the cabinet. The extension hoses required for this are listed below as accessories and can be ordered directly from Quooker.**
- waste volume 20 (2 x 10) litres
- **waste system with soft retraction and damping**

**8013379** anthracite, H 360 mm **498.33 €**

#### Optional accessories

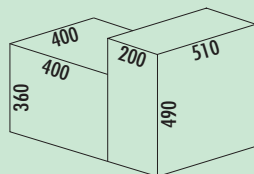
**8013312** Bio-lid, anthracite, for 4/ 6/ 7/ 10/ 12.5 liters **14.79 €**

**1051017** Space-saving connector, white **5.63 €**

**8013367** Holder for CUBE filter, anthracite **68.07 €**

**VERLEQ60** extension of the boiling water hose from the PRO3 to the tap, 600 mm

**VERLCUBE** extension of the supply line CUBE, 1500 mm



### Cox® Base Q 360 S/400-1

Quooker®

For positioning in a sink base unit with a width of 600 mm.

- simple, quick and flexible installation
- positioning of the reservoirs on the left or on the right of the Cox® Base possible
- sturdy construction for mounting on the cabinet side wall, front panel and on the underside
- integrated hose and cable management
- simple replacement of the CO<sub>2</sub> cylinder
- Quooker system can be set up and connected in front of the cabinet. The extension hoses required for this are listed below as accessories and can be ordered directly from Quooker.
- waste volume 22 litres
- waste system with soft retraction and damping

8013347 anthracite, H 360 mm 498.33 €

#### Optional accessories

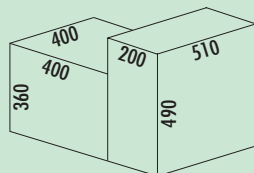
1051017 Space-saving connector, white 5.63 €

8013367 Holder for CUBE filter, anthracite, anthracite 68.07 €

VERIKALT supply line extension for the PRO3, 700 mm

VERLEQ60 extension of the boiling water hose from the PRO3 to the tap, 600 mm

VERICUBE extension of the supply line CUBE, 1500 mm



### Cox® Base Q 360 S/400-2

Quooker®

For positioning in a sink base unit with a width of 600 mm.

- simple, quick and flexible installation
- positioning of the reservoirs on the left or on the right of the Cox® Base possible
- sturdy construction for mounting on the cabinet side wall, front panel and on the underside
- integrated hose and cable management
- simple replacement of the CO<sub>2</sub> cylinder
- Quooker system can be set up and connected in front of the cabinet. The extension hoses required for this are listed below as accessories and can be ordered directly from Quooker.
- waste volume 20(2 X 10) litres
- waste system with soft retraction and damping

8013348 anthracite, H 360 mm 498.33 €

#### Optional accessories

8013312 Bio-lid, anthracite, for 4/ 6/ 7/ 10/ 12.5 liters 14.79 €

1051017 Space-saving connector, white 5.63 €

8013367 Holder for CUBE filter, anthracite, anthracite 68.07 €

VERIKALT supply line extension for the PRO3, 700 mm

VERLEQ60 extension of the boiling water hose from the PRO3 to the tap, 600 mm

VERICUBE extension of the supply line CUBE, 1500 mm

# SELECTAkit®

## Pull-out technology with front pull-out

### COX Base-Board®

Cox Base Board® is a perfect supplement to the Cox® Base waste collector, convincing due to high quality, convenient handling and perfect pull-out technology.

- GRASS self-retracting full pull-out technology with self-closing and Airmatic soft-impact proven in long-term tests
- smooth operation and lateral stability even under full load
- stable metal frame, powder-coated
- optimum fit of the plastic containers
- perfect use of space in the base cabinet due to flexible positioning of the containers
- available for cupboard widths 500 mm, 600 mm and 900 mm
- exactly fitting assembly using the "quick & easy" assembly plate, also suitable for the retrofitting of existing Cox® Base waste collectors

Cox Base-Board® – competitive edge due to perfectly attenuated pull-out technology!




Waste collectors

### Cox Base-Board® convinces due to easy assembly:



1. Pull out the depositing lid of the existing Cox® Base waste system.



2. Insert GRASS guide into the mounting plate, attach to the existing Cox® Base plastic rail and mount flush to the body ("quick & easy").



3. Replace the depositing lid of the existing Cox® Base waste system.



4. Mount the metal frame on the pull-out rails.



5. Attach container to the metal frame with the supplied brackets.



6. Mount the pull-out frame on the pull-out rails with the front connection. Finished!

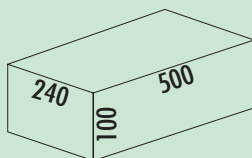


## Cox Base-Board®

Cox Base Board® is a perfect supplement to the Cox® Base waste collector, convincing due to high quality, convenient handling and perfect pull-out technology:

- H 100 mm
- **depth of the guide rail 470 mm**
- GRASS self-retracting full pull-out technology with Airmatic soft-impact, proven in long-term tests
- smooth operation and lateral stability even under full load
- stable metal frame, powder-coated
- optimal utilisation of space of storage boxes by flexible positioning of the boxes by means of separate brackets
- available for cupboard widths 500, 600 and 900 mm
- exactly fitting assembly using the "quick & easy" assembly plate, also suitable for the retrofitting of existing Cox® Base waste collectors

Cox Base-Board® – competitive edge due to perfectly attenuated pull-out technology!





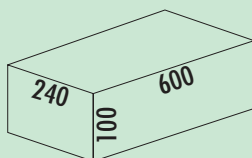
## Cox Base-Board® 500

- height 100 mm
- guide rail depth 470 mm
- 1 x 2.7 l and 1 x 1.2 l storage boxes and 4 brackets included
- uniform design to Cox® Base
- technology: full pull-out
- fitting: cabinet wall
- **with soft retraction and damping**

8012360 silver	222.77 €
8013360 anthracite	222.77 €

### Optional accessories

8012362 Storage box, dark grey, 2.7 liters	13.87 €
8013362 Storage box, anthracite, 2.7 liters	13.87 €
8012363 Storage box, dark grey, 1.2 liters	11.51 €
8013363 Storage box, anthracite, 1.2 liters	11.51 €
8012364 Bracket for storage box, silver	2.10 €



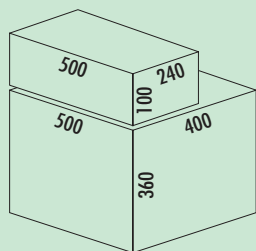
## Cox Base-Board® 600

- height 100 mm
- guide rail depth 470 mm
- 1 x 2.7 l and 1 x 1.2 l storage boxes and 4 brackets included
- uniform design to Cox® Base
- technology: full pull-out
- fitting: cabinet wall
- **with soft retraction and damping**

8012361 silver	222.77 €
8013361 anthracite	222.77 €

### Optional accessories

8012362 Storage box, dark grey, 2.7 liters	13.87 €
8013362 Storage box, anthracite, 2.7 liters	13.87 €
8012363 Storage box, dark grey, 1.2 liters	11.51 €
8013363 Storage box, anthracite, 1.2 liters	11.51 €
8012364 Bracket for storage box, silver	2.10 €



### Cox® Base 360 S/500-2 with Base-Board


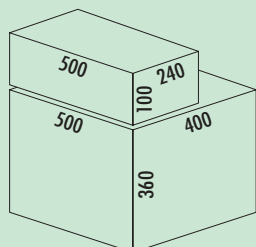
- guide rail depth 470 mm
- waste capacity 38 (1 x 16/1 x 22) liters
- technology: full pull-out
- fitting: cabinet wall and front panel
- **with soft retraction and damping**
- **1 x 2.7 l and 1 x 1.2 l storage boxes and 4 brackets included**

8012370 light grey, H 460 mm 512.36 €

8013370 anthracite, H 460 mm 512.36 €

#### Optional accessories

8012367 Cox Cick®, dark grey/chrome matt 66.47 €



### Cox® Base 360 S/500-3 with Base-Board

- guide rail depth 470 mm
- waste capacity 36 (2 x 10/1 x 16) liters
- technology: full pull-out
- fitting: cabinet wall and front panel
- **with soft retraction and damping**
- **1 x 2.7 l and 1 x 1.2 l storage boxes and 4 brackets included**

8012371 without bio lid, light grey, H 460 mm 512.36 €

8013371 without bio lid, anthracite, H 460 mm 512.36 €

8012372 with bio lid, light grey, H 460 mm 524.78 €


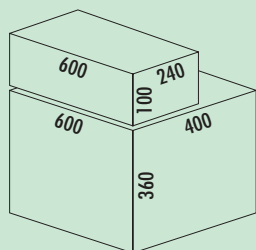
8013372 with bio lid, anthracite, H 460 mm 524.78 €

#### Optional accessories

8011312 Bio-lid, light grey, for 4/ 6/ 7/ 10/ 12.5 liters 14.79 €

8013312 Bio-lid, anthracite, for 4/ 6/ 7/ 10/ 12.5 liters 14.79 €

8012367 Cox Cick®, dark grey/chrome matt 66.47 €



### Cox® Base 360 S/600-2 with Base-Board

- guide rail depth 470 mm
- waste capacity 44 (2 x 22) liters
- technology: full pull-out
- fitting: cabinet wall and front panel
- **with soft retraction and damping**
- **1 x 2.7 l and 1 x 1.2 l storage boxes and 4 brackets included**
- **suitable for Cox Work® utensils box (see catalogue 1 pages 154–156/24 EN)**

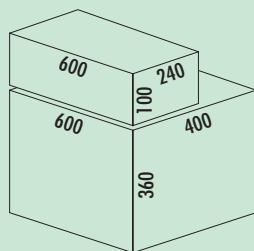
8012373 light grey, H 460 mm 523.32 €

8013373 anthracite, H 460 mm 523.32 €

#### Optional accessories

8012368 Cox Cick-E® 600, W 600 mm, dark grey/chrome matt 469.83 €

8012367 Cox Cick®, dark grey/chrome matt 66.47 €




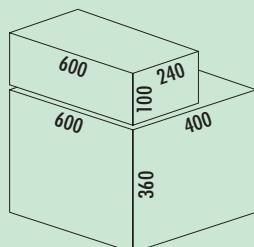

## Cox® Base 360 S/600-3 with Base-Board

- guide rail depth 470 mm
- waste capacity 42 (2 x 10/1 x 22) liters
- technology: full pull-out
- fitting: cabinet wall and front panel
- **with soft retraction and damping**
- **1 x 2.7 l and 1 x 1.2 l storage boxes and 4 brackets included**
- **suitable for Cox Work® utensils box (see catalogue 1 pages 154–156/24 EN)**

8012374	without bio lid, light grey, H 460 mm	524.12 €
8013374	without bio lid, anthracite, H 460 mm	524.12 €
8012375	with bio lid, light grey, H 460 mm	541.07 €
8013375	with bio lid, anthracite, H 460 mm	541.07 €

### Optional accessories

8011312	Bio-lid, light grey, for 4/ 6/ 7/ 10/ 12.5 liters	14.79 €
8013312	Bio-lid, anthracite, for 4/ 6/ 7/ 10/ 12.5 liters	14.79 €
8012368	Cox Cick-E® 600, W 600 mm, dark grey/chrome matt	469.83 €
8012367	Cox Cick®, dark grey/chrome matt	66.47 €



## Cox® Base 360 S/600-4 with Base-Board

- guide rail depth 470 mm
- waste capacity 40 (4 x 10) liters
- technology: full drawer
- fitting: cabinet wall and front panel
- **with soft retraction and damping**
- **1 x 2.7 l and 1 x 1.2 l storage boxes and 4 brackets included**

8012376	without bio lid, light grey, H 460 mm	547.21 €
8013376	without bio lid, anthracite, H 460 mm	547.21 €
8012377	with bio lid, light grey, H 460 mm	565.49 €
8013377	with bio lid, anthracite, H 460 mm	565.49 €

### Optional accessories

8011312	Bio-lid, light grey, for 4/ 6/ 7/ 10/ 12.5 liters	14.79 €
8013312	Bio-lid, anthracite, for 4/ 6/ 7/ 10/ 12.5 liters	14.79 €
8012368	Cox Cick-E® 600, W 600 mm, dark grey/chrome matt	469.83 €



## Cox Cick-E® 600



- **electric ejector for Cox® waste collectors**
- **suitable for Cox® Base waste collector with 400 mm installation depth and 600 mm width**
- space-saving and invisible installation behind the waste collectors
- activation of pull-out mechanism by gently touching the pull-out front
- alternative mounting positions to avoid obstacles on site (e.g. water connection)
- attachment of the crossbar to existing holes of the Cox® waste collector
- 230 V electrical connection
- compatible waste collectors: 8012304, 8013304, 8012305, 8013305, 8012315, 8013315, 8012308, 8013308, 8012316, 8013316, 8012317, 8013317, 8012373, 8013373, 8012374, 8013374, 8012375, 8013375, 8012377, 8013377, 8012376, 8013376, 8012406, 8013406, 8012446, 8013446, 8012354, 8013354

8012368	W 600 mm, dark grey/chrome matt	469.83 €
---------	---------------------------------	----------

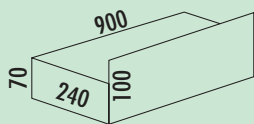


### Cox Base-Board®

Cox Base Board® is a perfect supplement to the Cox® Base waste collector, convincing due to high quality, convenient handling and perfect pull-out technology:

- H 100 mm
- **depth of the guide rail 470 mm**
- GRASS self-retracting full pull-out technology with Airmatic soft-impact, proven in long-term tests
- smooth operation and lateral stability even under full load
- stable metal frame, powder-coated
- optimal utilisation of space of storage boxes by flexible positioning of the boxes by means of separate brackets
- available for cupboard widths 500, 600 and 900 mm
- exactly fitting assembly using the "quick & easy" assembly plate, also suitable for the retrofitting of existing Cox® Base waste collectors

Cox Base-Board® – competitive edge due to perfectly attenuated pull-out technology!



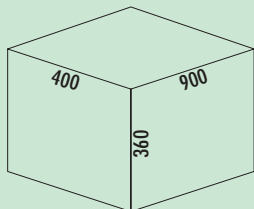

### Cox Base-Board® 900

- height 100 mm
- guide rail depth 470 mm
- 2 x 2.7 l and 2 x 1.2 l storage boxes and 4 brackets included
- uniform design to Cox® Base
- technology: full pull-out
- fitting: cabinet wall
- **with soft retraction and damping**

8012551	silver	242.52 €
8013551	anthracite	242.52 €

#### Optional accessories

8012362	Storage box, dark grey, 2.7 liters	13.87 €
8013362	Storage box, anthracite, 2.7 liters	13.87 €
8012363	Storage box, dark grey, 1.2 liters	11.51 €
8013363	Storage box, anthracite, 1.2 liters	11.51 €
8012364	Bracket for storage box, silver	2.10 €



### Cox® Base 360 S/900-4


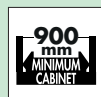
With pull-out complete lid.


- guide rail depth 470 mm
- waste capacity 64 (2 x 10/2 x 22) liters
- technology: full drawer
- fitting: cabinet wall and front panel
- **with soft retraction and damping**

8012550	without bio lid, light grey, H 360 mm	435.71 €
8013550	without bio lid, anthracite, H 360 mm	435.71 €
8012552	with bio lid, light grey, H 360 mm	447.12 €
8013552	with bio lid, anthracite, H 360 mm	447.12 €

#### Optional accessories

8011312	Bio-lid, light grey, for 4/ 6/ 7/ 10/ 12.5 liters	14.79 €
8013312	Bio-lid, anthracite, for 4/ 6/ 7/ 10/ 12.5 liters	14.79 €
8011178	Bio-filter retrofitting set, black	7.39 €
8012367	Cox Cick®, dark grey/chrome matt	66.47 €



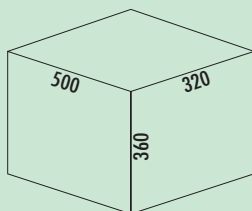


## Cox® Base 360 K

Waste collector as front pull-out system with soft retraction and damping.

- installation height 360 mm
- **installation depth 320 mm**
- **due to the reduced depth, devices can be installed behind (e.g. boiler)**
- **depth of the guide rail 470 mm**
- "quick&easy" installation frame for various cabinet thicknesses (16/19 mm)
- "nova Pro" guide rail
- functional design

Container fitting system/litres		
Cabinet body	500	600
	12 15.5	15.5 15.5



## Cox® Base 360 K/500-2

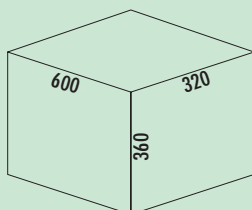
With pull-out complete lid.

- guide rail depth 470 mm
- waste capacity 27.5 (1 x 15.5/1 x 12) liters
- technology: full pull-out
- fitting: cabinet wall and front panel
- **with soft retraction and damping**
- **installation depth 320 mm**

<b>8012400</b> without bio lid, light grey, H 360 mm	<b>317.14 €</b>
<b>8013400</b> without bio lid, anthracite, H 360 mm	<b>317.14 €</b>
<b>8012401</b> with bio lid, light grey, H 360 mm	<b>326.86 €</b>
<b>8013401</b> with bio lid, anthracite, H 360 mm	<b>326.86 €</b>

### Optional accessories

<b>8012343</b> Bio-lid, light grey, for 7.5/ 9/ 12 liters	<b>16.39 €</b>
<b>8013343</b> Bio lid, anthracite, for 7.5/ 9/ 12 liters	<b>16.39 €</b>
<b>8012367</b> Cox Cick®, dark grey/chrome matt	<b>66.47 €</b>



## Cox® Base 360 K/600-2

With pull-out complete lid.

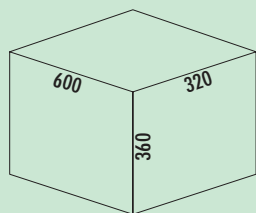
- guide rail depth 470 mm
- waste capacity 31 (2 x 15.5) liters
- technology: full pull-out
- fitting: cabinet wall and front panel
- **with soft retraction and damping**
- **installation depth 320 mm**

<b>8012402</b> without bio lid, light grey, H 360 mm	<b>325.21 €</b>
<b>8013402</b> without bio lid, anthracite, H 360 mm	<b>325.21 €</b>
<b>8012403</b> with bio lid, light grey, H 360 mm	<b>335.18 €</b>
<b>8013403</b> with bio lid, anthracite, H 360 mm	<b>335.18 €</b>

### Optional accessories

<b>8012344</b> Bio-lid, light grey, for 10/ 12/ 15.5 liters	<b>16.81 €</b>
<b>8013344</b> Bio lid, anthracite, for 10/ 12/ 15.5 liters	<b>16.81 €</b>
<b>8012369</b> Cox Cick-E® 600 K, dark grey/chrome matt	<b>472.52 €</b>
<b>8012367</b> Cox Cick®, dark grey/chrome matt	<b>66.47 €</b>





### Cox® Base 360 K/600-3

- With pull-out complete lid.
- guide rail depth 470 mm
- waste capacity 30,5 (1 x 15.5/2 x 7.5) liters
- technology: full pull-out
- fitting: cabinet wall and front panel
- **with soft retraction and damping**
- **installation depth 320 mm**

<b>8012489</b> without bio lid, light grey, H 360 mm	<b>325.21 €</b>
<b>8013489</b> without bio lid, anthracite, H 360 mm	<b>325.21 €</b>
<b>8012509</b> with bio lid, light grey, H 360 mm	<b>334.77 €</b>
<b>8013509</b> with bio lid, anthracite, H 360 mm	<b>334.77 €</b>

#### Optional accessories

<b>8012497</b> Bio lid, light grey, for 7.5 litres	<b>16.39 €</b>
<b>8013497</b> Bio lid, anthracite, for 7.5 litres	<b>16.39 €</b>
<b>8012369</b> Cox Cick-E® 600 K, dark grey/chrome matt	<b>472.52 €</b>


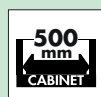
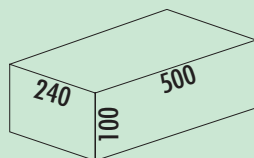


## Cox Base-Board®

Cox Base Board® is a perfect supplement to the Cox® Base waste collector, convincing due to high quality, convenient handling and perfect pull-out technology:

- H 100 mm
- **depth of the guide rail 470 mm**
- GRASS self-retracting full pull-out technology with Airmatic soft-impact, proven in long-term tests
- smooth operation and lateral stability even under full load
- stable metal frame, powder-coated
- optimal utilisation of space of storage boxes by flexible positioning of the boxes by means of separate brackets
- available for cupboard widths 500, 600 and 900 mm
- exactly fitting assembly using the "quick & easy" assembly plate, also suitable for the retrofitting of existing Cox® Base waste collectors

Cox Base-Board® – competitive edge due to perfectly attenuated pull-out technology!




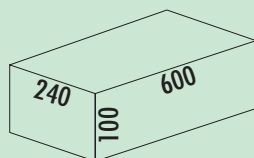
## Cox Base-Board® 500

- height 100 mm
- guide rail depth 470 mm
- 1 x 2.7 l and 1 x 1.2 l storage boxes and 4 brackets included
- uniform design to Cox® Base
- technology: full pull-out
- fitting: cabinet wall
- **with soft retraction and damping**

8012360 silver	222.77 €
8013360 anthracite	222.77 €

### Optional accessories

8012362 Storage box, dark grey, 2.7 liters	13.87 €
8013362 Storage box, anthracite, 2.7 liters	13.87 €
8012363 Storage box, dark grey, 1.2 liters	11.51 €
8013363 Storage box, anthracite, 1.2 liters	11.51 €
8012364 Bracket for storage box, silver	2.10 €



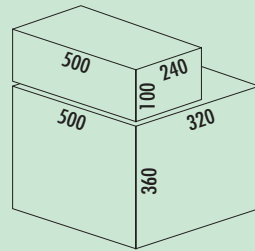

## Cox Base-Board® 600

- height 100 mm
- guide rail depth 470 mm
- 1 x 2.7 l and 1 x 1.2 l storage boxes and 4 brackets included
- uniform design to Cox® Base
- technology: full pull-out
- fitting: cabinet wall
- **with soft retraction and damping**

8012361 silver	222.77 €
8013361 anthracite	222.77 €

### Optional accessories

8012362 Storage box, dark grey, 2.7 liters	13.87 €
8013362 Storage box, anthracite, 2.7 liters	13.87 €
8012363 Storage box, dark grey, 1.2 liters	11.51 €
8013363 Storage box, anthracite, 1.2 liters	11.51 €
8012364 Bracket for storage box, silver	2.10 €



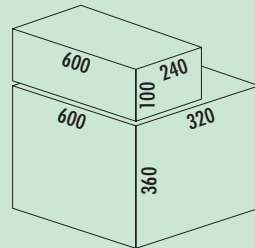

### Cox® Base 360 K/500-2 with Base-Board

- guide rail depth 470 mm
- waste capacity 27.5 (1 x 15.5/1 x 12) liters
- technology: full pull-out
- fitting: cabinet wall and front panel
- **with soft retraction and damping**
- **installation depth 320 mm**
- **1 x 2.7 l and 1 x 1.2 l storage boxes and 4 brackets included**

8012800	without bio lid, light grey, H 460 mm	506.17 €
8013800	without bio lid, anthracite, H 460 mm	506.17 €
8012801	with bio lid, light grey, H 460 mm	515.97 €
8013801	with bio lid, anthracite, H 460 mm	515.97 €

#### Optional accessories

8012343	Bio-lid, light grey, for 7.5/ 9/ 12 liters	16.39 €
8013343	Bio lid, anthracite, for 7.5/ 9/ 12 liters	16.39 €



### Cox® Base 360 K/600-2 with Base-Board

- guide rail depth 470 mm
- waste capacity 31 (2 x 15.5) liters
- technology: full pull-out
- fitting: cabinet wall and front panel
- **with soft retraction and damping**
- **installation depth 320 mm**
- **1x2.7 l and 1x1.2 l storage boxes and 4 brackets included**

8012802	without bio lid, light grey, H 460 mm	524.69 €
8013802	without bio lid, anthracite, H 460 mm	524.69 €
8012803	with bio lid, light grey, H 460 mm	536.55 €
8013803	with bio lid, anthracite, H 460 mm	536.55 €

#### Optional accessories

8012344	Bio-lid, light grey, for 10/ 12/ 15.5 liters	16.81 €
8013344	Bio lid, anthracite, for 10/ 12/ 15.5 liters	16.81 €
8012369	Cox Cick-E® 600 K, dark grey/chrome matt	472.52 €



### Cox Cick-E® 600 K



- **electric ejector for Cox® waste collectors**
- **suitable for Cox® Base waste collector with reduced installation depth (320 mm) and 600 mm width**
- space-saving and invisible installation behind the waste collectors
- activation of pull-out mechanism by gently touching the pull-out front
- alternative mounting positions to avoid obstacles on site (e.g. water connection)
- attachment of the crossbar to existing holes of the Cox® waste collector
- 230 V electrical connection
- compatible waste collectors: 8012402, 8013402, 8012403, 8013403, 8012489, 8013489, 8012509, 8013509, 8012802, 8013802, 8012803, 8013803

8012369	dark grey/chrome matt	472.52 €
---------	-----------------------	----------

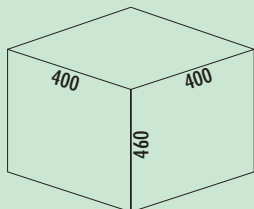


### Cox® Base 460 S

Waste collector as front pull-out system with soft retraction and damping.

- installation height 460 cm
- installation depth 400 cm
- **depth of the installation frame 470 mm**
- "quick&easy"-installation frame for different body thicknesses (16/19 mm)
- "nova Pro" guide rail
- functional design

Container fitting system/litres				
Cabinet body	400	450	500	600
	28		21 28	28 28
	12.5 12.5	21 21	21 12.5 12.5	12.5 28 12.5



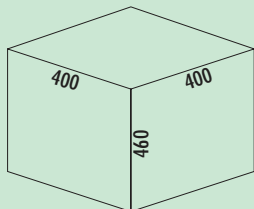
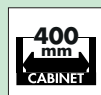
### Cox® Base 460 S/400-1

With pull-out complete lid.

- guide rail depth 470 mm
- waste capacity 28 liters
- technology: full pull-out
- frame/guide silver
- complete lid silver
- fitting: cabinet wall and front panel
- **with soft retraction and damping**
- **suitable for Cox Work® utensils box (see catalogue 1 pages 154–156/24 EN)**

8012311 light grey, H 460 mm

338.66 €



### Cox® Base 460 S/400-2

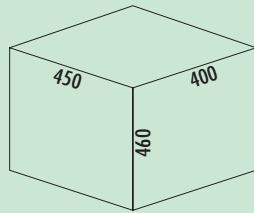
With pull-out complete lid.

- guide rail depth 470 mm
- waste capacity 25 (2 x 12.5) liters
- technology: full pull-out
- frame/guide silver
- complete lid silver
- fitting: cabinet wall and front panel
- **with soft retraction and damping**

8012356 light grey, H 460 mm

340.50 €





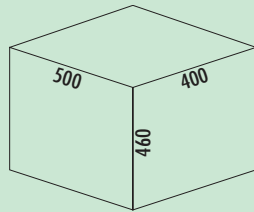
### Cox® Base 460 S/450-2

With pull-out complete lid.

- guide rail depth 470 mm
- waste capacity 42 (2 x 21) liters
- technology: full pull-out
- frame/guide silver
- complete lid silver
- fitting: cabinet wall and front panel
- **with soft retraction and damping**

8012306 light grey, H 460 mm

341.34 €



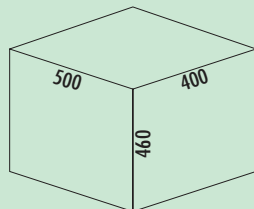

### Cox® Base 460 S/500-2

With pull-out complete lid.

- guide rail depth 470 mm
- waste capacity 49 (1 x 21/1 x 28) liters
- technology: full pull-out
- frame/guide silver
- complete lid silver
- fitting: cabinet wall and front panel
- **with soft retraction and damping**
- **suitable for Cox Work® utensils box (see catalogue 1 pages 154–156/24 EN)**

8012307 light grey, H 460 mm

348.57 €



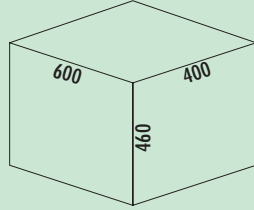

### Cox® Base 460 S/500-3

With pull-out complete lid.

- guide rail depth 470 mm
- waste capacity 46 (1 x 21/2 x 12.5) liters
- technology: full pull-out
- frame/guide silver
- complete lid silver
- fitting: cabinet wall and front panel
- **with soft retraction and damping**

8012355 light grey, H 460 mm

358.40 €



## Cox® Base 460 S/600-2

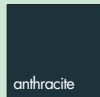
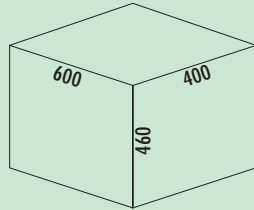

With pull-out complete lid.

- guide rail depth 470 mm
- waste capacity 56 (2 x 28) liters
- technology: full pull-out
- frame/guide silver
- complete lid silver
- fitting: cabinet wall and front panel
- **with soft retraction and damping**
- suitable for Cox Work® utensils box (see catalogue 1 pages 154–156/24 EN)

8012308	light grey, H 460 mm	346.72 €
8013308	anthracite, H 460 mm	346.72 €

### Optional accessories

8012368	Cox Cick-E® 600, W 600 mm, dark grey/chrome matt	469.83 €
---------	--	----------



## Cox® Base 460 S/600-3


With pull-out complete lid.

- guide rail depth 470 mm
- waste capacity 53 (1 x 28/2 x 12.5) liters
- technology: full pull-out
- frame/guide silver
- complete lid silver
- fitting: cabinet wall and front panel
- **with soft retraction and damping**
- suitable for Cox Work® utensils box (see catalogue 1 pages 154–156/24 EN)

8012354	light grey, H 460 mm	356.64 €
8013354	anthracite, H 460 mm	356.64 €

### Optional accessories

8012368	Cox Cick-E® 600, W 600 mm, dark grey/chrome matt	469.83 €
---------	--	----------



## Cox® Base single bucket

Optional accessories for all waste collectors of the group pull-out technology with front pull-out.

- waste capacity 4 liters
- 144 x 230 x 191 mm (H x W x D)

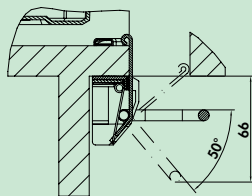
8012309	light grey	19.83 €
8013309	anthracite	19.83 €



### Bio-lid

Includes 4 activated carbon filters (assumed annual requirement) as retrofitting set for Cox® Base replacement bucket 4, 6, 7, 10 and 12.5 liters.

<b>8011312</b> light grey, for 4/ 6/ 7/ 10/ 12.5 liters	<b>14.79 €</b>
<b>8013312</b> anthracite, for 4/ 6/ 7/ 10/ 12.5 liters	<b>14.79 €</b>

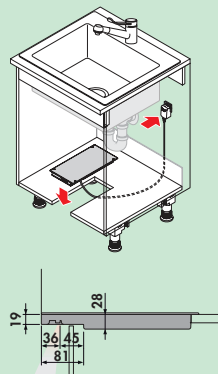



### Cox Cick®

Cox Cick® is a manual foot pedal that enables effortless access to the Cox® Base and Cox Clan® waste collectors. Thanks to the ergonomically pleasantly designed pedal position, the waste system opens completely with little force. After operation, the opening mechanism automatically returns to its original position with the aid of a spring. In this way, near-silent operation is guaranteed when opening and closing. The assembly is simple and quick due to two moulded lugs with position fixing. The necessary drilling points are easily found by means of a plastic assembly aid.

- bracket projection on 16 gauge front 34 mm
- bracket projection on 19 gauge front 31 mm

<b>8012367</b> dark grey/chrome matt	<b>66.47 €</b>
--------------------------------------	----------------



### LED foot kick Libero 3.0 with voice control

Motor-controlled ejector for all pull-outs with front extension.

**Compatible with Alexa (Amazon) voice control systems.** Installation in the front area of the bottom of the cupboard.

Required base recess from cabinet edge: ca. 50 mm, **base height min. 100 mm**

Power supply: up to 230 volts, conventional sockets with 2000 mm cable

USB-C/USB plug, drip-proof according to IP21.

- simple operation by foot sensor and/or voice control
- for base units from 300–1200 mm wide
- integrated LED indicator lighting, dimmable, can be switched off
- ejector strength adjustable, sensor sensitivity adjustable
- intelligent control, detects obstacles thanks to sliding clutch
- **product dimensions: 33 x 157 x 300 mm (H x W x D)**
- **cut-out dimensions: 127 x 286 mm (W x D)**

Setting and configuration via web browser.

<b>8011212</b> white	<b>392.02 €</b>
----------------------	-----------------

# SELECTAkit®

## Container system

### Cox Work® – all your utensils at your fingertips

The many useful little things of everyday life also need a place where they are always to hand. Cox Work® was developed as a practical kitchen aid and has quickly established itself as a well-designed standard supplementary tool in the Cox container programme.

Aesthetic and constructive "stand-alone qualities" and an intelligent division system extend the range of applications far beyond the kitchen and household. In the office, in the workshop, in the garden and in many other hobby areas, Cox Work® saves unnecessary time spent searching for the right utensil.

- Cox Work® includes the following system parts (scope varies per set): box, small part box, 2 U-dividers and 2 V-dividers
- Cox Work® can be fittingly inserted into the 13, 16, 22 and 28 litre containers of the Cox®-container system with the system dimension 230 x 382 mm (W x D)
- Cox Work® is available in the colours light grey and anthracite
- material: ABS plastic
- dimensions H x W x D 161.5 x 361 x 209 mm



### Applications

- toolbox insert for the Cox® container system
- office utensils box
- toolbox
- hobby box
- garden helper box
- BBQ cleaner box
- bottle box



reddot award 2019  
winner





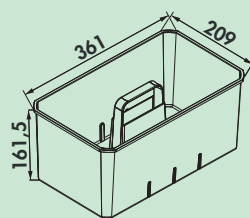
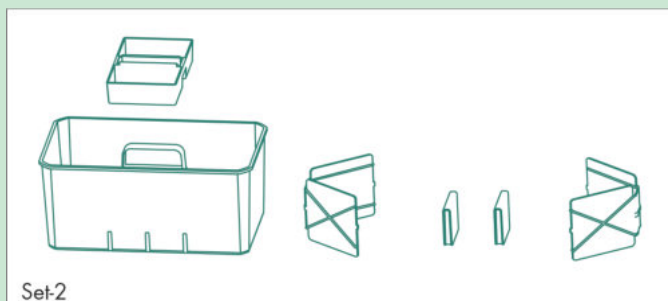
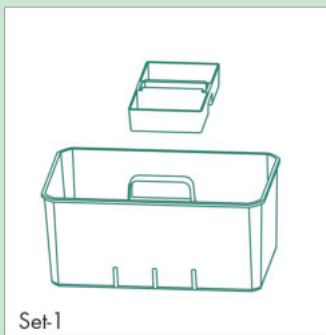


### Cox Work®

Functional and well-organised storage space is becoming increasingly important, not only at the kitchen workplace. The well-designed Cox Work® utensil box is a practical organisation aid and can be intelligently used as a free-standing element or behind front pull-outs in Cox® systems for the orderly placement of various work materials and accessories.

Cox Work® is offered in three different versions:

- Version 1 includes Cox Work® Box in the desired colour.
- Version 2 includes a small parts box, in addition to the Cox Work® Box, which is elegantly fitted via the integrated handle and provides space for many little things.
- Version 3 also includes two V- and U-shaped dividers. These subdivide Cox Work® and create clearly structured storage space.



### Cox Work® Concrete


Utensil box. For storage of, e.g. brushes, cleaners, tabs and cloths.


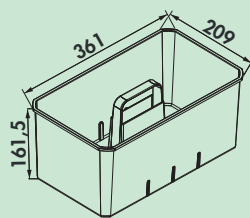
- mobile utensil box, light grey
- various applications
- can be integrated into all Cox® container systems with Cox® system dimensions 230 x 382 mm

<b>8012530</b> Cox Work® Box	<b>57.06 €</b>
<b>8012531</b> set 1, incl. small parts box	<b>71.60 €</b>
<b>8012532</b> set 2, incl. small parts box, 2 x U-divider/V-divider	<b>118.57 €</b>

#### Optional accessories

<b>8012533</b> small parts box Concrete/Carbon	<b>16.64 €</b>
<b>8012534</b> U-divider Concrete/Carbon	<b>5.21 €</b>
<b>8012535</b> V-divider Concrete/Carbon	<b>21.85 €</b>





### Cox Work® Carbon

Utensil box. For storage of, e.g. brushes, cleaners, tabs and cloths.

- mobile utensil box, anthracite
- various applications
- can be integrated into all Cox® container systems with Cox® system dimensions 230 x 382 mm

<b>8012540</b> Cox Work® Box	<b>57.06 €</b>
<b>8012541</b> set 1, incl. small parts box	<b>71.60 €</b>
<b>8012542</b> set 2, incl. small parts box, 2 x U-divider/V-divider	<b>118.57 €</b>
<b>Optional accessories</b>	
<b>8012533</b> small parts box Concrete/Carbon	<b>16.64 €</b>
<b>8012534</b> U-divider Concrete/Carbon	<b>5.21 €</b>
<b>8012535</b> V-divider Concrete/Carbon	<b>21.85 €</b>



### Top frame with clamping hook for Cox® Base 360 R

Waste collector as front pull-out system with soft retraction and damping.

- installation height 360 mm
- installation depth 400 mm
- **depth of the guide rail 470 mm**
- "quick&easy" installation frame for various cabinet thicknesses (16/19 mm)
- "nova Pro" guide rail
- functional design
- **with top frame for several bags**

#### Top frame with clamping hook for Cox® base 360 R:

##### Cox® top frame with clamping hook

As a practical accessory for the large-volume waste container the optional two-piece top frame makes it possible to conveniently insert rubbish bags of various sizes into the plastic containers. Individual and practical for every requirement.

##### Cox® top frame for bag attachment

The innovative two-piece clamping frame system enables the use of different sizes of rubbish bag.

Depending on your preferences, two small or one large bag can be clamped in.

##### Mounting in a jiffy

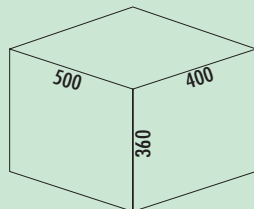
Clip the two halves of the top frame onto the top edge of the waste collector. After inserting the rubbish bag into the container, the rubbish bag is pulled down through the support frame and fastened on the outside with the corresponding clamping hooks. Finished!

##### Especially for Swiss garbage bags

The Cox® Base 460 R waste container with top frame is ideally suited for standard Swiss garbage bags with 35 litres.



Container fitting system/litres		
Cabinet body	500	600
	29	16 29



### Cox® Base 360 R/500-1

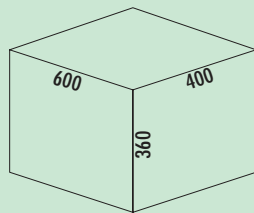

With pull-out complete lid.

- guide rail depth 470 mm
- waste capacity 29 liters
- technology: full pull-out
- frame/guide silver
- complete lid silver
- fitting: cabinet wall and front panel
- **incl. top frame for bag attachment**
- **with soft retraction and damping**

8012405 light grey, H 360 mm

340.50 €





## Cox® Base 360 R/600-2

- With pull-out complete lid.
- guide rail depth 470 mm
  - waste capacity 45 (1 x 29/1 x 16) liters
  - technology: full pull-out
  - frame/guide silver
  - complete lid silver
  - fitting: cabinet wall and front panel
  - **incl. top frame for bag attachment**
  - **with soft retraction and damping**

<b>8012406</b> light grey, H 360 mm	<b>377.31 €</b>
<b>8013406</b> anthracite, H 360 mm	<b>377.31 €</b>

### Optional accessories

<b>8012368</b> Cox Cick-E® 600, W 600 mm, dark grey/chrome matt	<b>469.83 €</b>
<b>8012367</b> Cox Cick®, dark grey/chrome matt	<b>66.47 €</b>

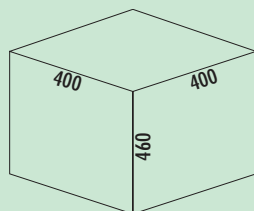


### Cox® Base 460 R

Waste collector as front pull-out system with soft retraction and damping.

- installation height 460 mm
- installation depth 400 mm
- **depth of the guide rail 470 mm**
- "quick&easy" installation frame for various cabinet thicknesses (16/19 mm)
- "nova Pro" guide rail
- functional design
- **39 litre bucket ideal for Swiss bags (bin bags)**
- **with insertion frame for several bags**

Container fitting system/litres				
Cabinet body	400	450	500	600
	39	39	39	21 39



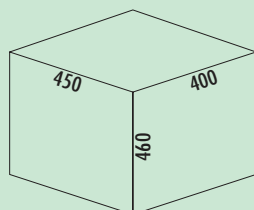
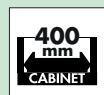
### Cox® Base 460 R/400-1

With pull-out complete lid.

- guide rail depth 470 mm
- waste capacity 39 liters
- technology: full pull-out
- frame/guide silver
- complete lid silver
- fitting: cabinet wall and front panel
- **incl. top frame for bag attachment**
- **with soft retraction and damping**

8012443 light grey, H 460 mm

344.03 €



### Cox® Base 460 R/450-1

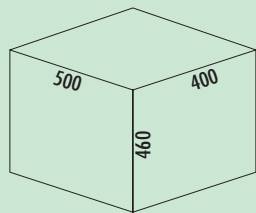
With pull-out complete lid.

- guide rail depth 470 mm
- waste capacity 39 liters
- technology: full pull-out
- frame/guide silver
- complete lid silver
- fitting: cabinet wall and front panel
- **incl. top frame for bag attachment**
- **with soft retraction and damping**

8012444 light grey, H 460 mm

344.03 €




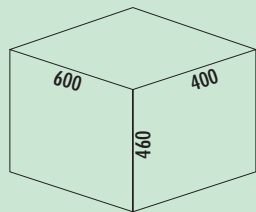


## Cox® Base 460 R/500-1

- With pull-out complete lid.
- guide rail depth 470 mm
  - waste capacity 39 liters
  - technology: full pull-out
  - frame/guide silver
  - complete lid silver
  - fitting: cabinet wall and front panel
  - **incl. top frame for bag attachment**
  - **with soft retraction and damping**

8012445 light grey, H 460 mm

344.03 €



## Cox® Base 460 R/600-2

- With pull-out complete lid.
- guide rail depth 470 mm
  - waste capacity 60 (1 x 39/1 x 21) liters
  - technology: full pull-out
  - frame/guide silver
  - complete lid silver
  - fitting: cabinet wall and front panel
  - **incl. top frame for bag attachment**
  - **with soft retraction and damping**

8012446 light grey, H 460 mm

388.07 €

8013446 anthracite, H 460 mm

388.07 €

### Optional accessories

8012368 Cox Cick-E® 600, W 600 mm, dark grey/chrome matt

469.83 €

# SELECTAkit®

## Pull-out technology for front pull-out

### Cox Clan® – Waste collectors for large waste volume

The sophisticated waste collector Cox Clan® is the continuation of the success story of the Cox® system series. As the "big brother" of the Cox® Base systems, it is ideally suited for holding high volumes of waste.

- GRASS full pull-out and over-extension technology with self-retraction and Air-matic soft-impact, proven in long-term tests
- smooth operation and lateral stability even under full load
- reinforced metal housing frame for container holder, powder-coated
- equipped with metal lid, powder-coated
- suitable for 16 mm and 19 mm side thicknesses
- available for five cupboard widths and in various heights
- installation depth amounts to 516 mm



### Cox Clan® convinces due to easy assembly:



1. Transfer the mounting points in the body using the template.



2. Mount the pull-out rails and locating pins for the depositing lid.



3. Place the depositing lid on the pins and hook the pull-out frame into the pull-out rails.




4. Mount the front attachment using the template.



5. Hang the front plate into the pull-out frame and fasten it, then clip on the plastic covers.



6. Insert containers. Finished!

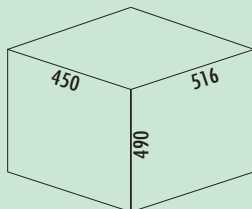


### Cox Clan® 490

Waste collector front pull-out system for large waste capacity with soft retraction and impact attenuation.

- installation height 490 mm
- installation depth 516 mm
- **depth of the installation frame 510 mm**
- "quick&easy" installation frame for different body thicknesses (16/19 mm)
- "nova Pro" guide rail
- functional design

Container fitting system/litres			
Cabinetbody	450	500	600
	29.5	29.5	29.5 21
	29.5	29.5	29.5

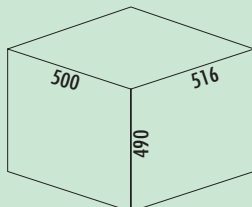


### Cox Clan® 490/450-2

- guide rail depth 510 mm
- waste capacity 59 (2 x 29.5) liters
- technology: over extension
- frame/guide silver
- complete lid silver
- fitting: cabinet wall and front panel
- **with soft retraction and damping**

8012381 light grey, H 490 mm

408.74 €



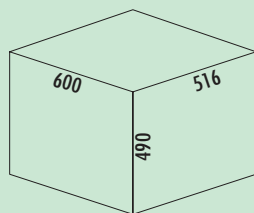
### Cox Clan® 490/500-2

- guide rail depth 510 mm
- waste capacity 59 (2 x 29.5) liters
- technology: over extension
- frame/guide silver
- complete lid silver
- fitting: cabinet wall and front panel
- **with soft retraction and damping**

8012382 light grey, H 490 mm

411.43 €



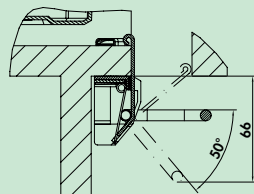


### Cox Clan® 490/600-3

- guide rail depth 510 mm
- waste capacity 80 (2 x 29.5/1 x 21) liters
- technology: over extension
- frame/guide silver
- complete lid silver
- fitting: cabinet wall and front panel
- **with soft retraction and damping**

8012384 light grey, H 490 mm

453.61 €





### Cox Cick®

Cox Cick® is a manual foot pedal that enables effortless access to the Cox® Base and Cox Clan® waste collectors. Thanks to the ergonomically pleasantly designed pedal position, the waste system opens completely with little force. After operation, the opening mechanism automatically returns to its original position with the aid of a spring. In this way, near-silent operation is guaranteed when opening and closing. The assembly is simple and quick due to two moulded lugs with position fixing. The necessary drilling points are easily found by means of a plastic assembly aid.

- bracket projection on 16 gauge front 34 mm
- bracket projection on 19 gauge front 31 mm

8012367 dark grey/chrome matt

66.47 €

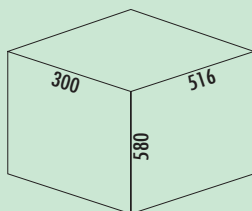


### Cox Clan® 580

Waste collector front pull-out system for large waste capacity with soft retraction and impact attenuation.

- installation height 580 mm
- installation depth 516 mm
- **depth of the installation frame 510 mm**
- "quick&easy" installation frame for different body thicknesses (16/19 mm)
- "nova Pro" guide rail
- functional design

Container fitting system / litres					
Cabinetbody	300	400	450	500	600
	1.2 32	1.2 35	35 35	35 35	35 21 35

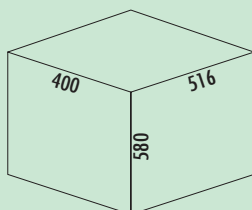


### Cox Clan® 580/300-2

- guide rail depth 510 mm
- waste capacity 33.2 (1 x 32/1 x 1.2) liters
- technology: full pull-out
- frame/guide silver
- complete lid silver
- fitting: cabinet wall and front panel
- **with soft retraction and damping**

8012386 light grey, H 580 mm

366.55 €



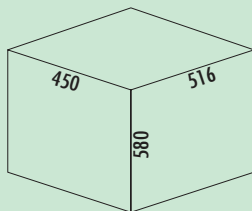
### Cox Clan® 580/400-2

- guide rail depth 510 mm
- waste capacity 36.2 (1 x 35/1 x 1.2) liters
- technology: full pull-out
- frame/guide silver
- complete lid silver
- fitting: cabinet wall and front panel
- **with soft retraction and damping**

8012387 light grey, H 580 mm

375.46 €



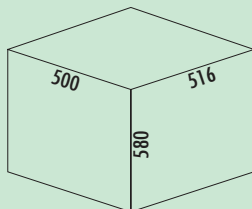


### Cox Clan® 580/450-2

- guide rail depth 510 mm
- waste capacity 70 (2 x 35) liters
- technology: over extension
- frame/guide silver
- complete lid silver
- fitting: cabinet wall and front panel
- **with soft retraction and damping**

8012388 light grey, H 580 mm

415.04 €

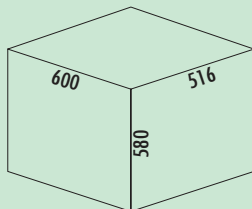


### Cox Clan® 580/500-2

- guide rail depth 510 mm
- waste capacity 70 (2 x 35) liters
- technology: over extension
- frame/guide silver
- complete lid silver
- fitting: cabinet wall and front panel
- **with soft retraction and damping**

8012389 light grey, H 580 mm

415.04 €




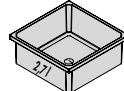

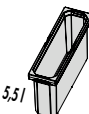

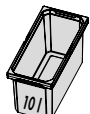


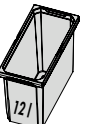

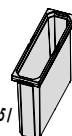
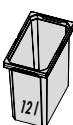
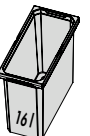

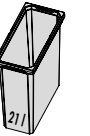






### Cox Clan® 580/600-3

- guide rail depth 510 mm
- waste capacity 91 (2 x 35/1 x 21) liters
- technology: over extension
- frame/guide silver
- complete lid silver
- fitting: cabinet wall and front panel
- **with soft retraction and damping**

8012391 light grey, H 580 mm

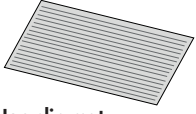



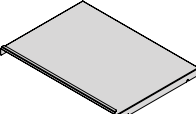
















467.14 €

# Replacement bucket and lid overview for Cox® series

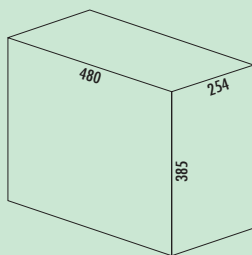
Width mm	102	113	183	183	204	230		
Depth mm	204	382	302	382	204	191		
	Order no.	€ per pc. excl. VAT	Order no.	€ per pc. excl. VAT	Order no.	€ per pc. excl. VAT	Order no.	€ per pc. excl. VAT
Height mm	82	 8013363* 8012363 11.51				 8013362* 8012362 13.87		
	144					 8013309* 8012309 19.83		
	216		 8013325* 8012325 25.55	 8013327* 8012327 30.42	 8013329* 8012329 32.77		 8013326* 8012326 26.89	
	256			 8012493 32.27	 8013492* 8012492 37.31		 8013491* 8012491 28.07	
	326	 8012332 31.60		 8013333* 8012333 37.56	 8013321* 8012321 40.25		 8013320* 8012320 32.86	
	426				 8013323* 8012323 44.79		 8013319 8012319 37.48	
	460							
	550							
Cealing lid			 8013339* 8012339 8.74	 8013341* 8012341 8.74		 8013338* 8012338 5.97		
Bill lid			 8013343* 8012343 16.39			 8013312* 8011312 14.79		

\*anthracite

# Replacement bucket and lid overview for Cox® series

Width mm	230	230	230	230	250	315	Accessories	
Depth mm	302	151	340	382	340	382		
	Order no. € per pc. excl. VTA	Order no. € per pc. excl. VTA	Order no. € per pc. excl. VTA	Order no. € per pc. excl. VTA	Order no. € per pc. excl. VTA	Order no. € per pc. excl. VTA	Order no. € per pc. excl. VAT	
Height mm	82						 <b>Non-slip mat</b> up to 600 mm 8013352* 11.93 8012352 11.93	
	144						up to 1200 mm 8013353* 23.70 8012353 23.70	
	216	 8012328 33.19			 8013330* 8012330 38.49	 8013331* 8012331 43.95	 <b>Complete lid</b> Width 400 mm 8013153* 8010153 79.75 Width 450 mm 8013154* 8010154 85.80	
	256	 8012494 37.31			 8013490* 8012490 40.84		Width 500 mm 8013145* 8010145 95.21 Width 600 mm 8013146* 8010146 98.82	
	326	 8013334* 8012334 39.66	 8013495* 8012495 29.58		 8013322* 8012322 46.55	 8013335* 8012335 49.75	Width 800 mm 8013356* 8012347 73.19 Width 900 mm 8013357* 8012348 78.49	
	426				 8013324* 8012324 48.99	 8013336* 8012336 57.73		
	460					 8012395 52.02		Width 1000 mm 8012349 85.46 Width 1200 mm 8012350 93.45
	550			 8012398 54.62		 8012397 56.39		Width 500 mm, Depth 320 mm 8013345* 8012345 93.45 Width 600 mm, Depth 320 mm 8013346* 8012346 95.21
	Sealing lid/ top frame	 8012340 9.41			 8013342* 8012342 9.41		 8012337 24.54	Width 600 mm, Depth 400 mm 8013351* 8012351 69.33
Bio lid	 8013344* 8012344 16.81	 8013497* 8012497 16.39					Width 300 mm, Depth 516 mm 8010160 74.20	

\*anthracite

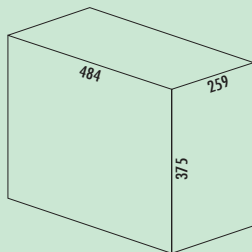


### Bio Double 30 BM

- waste capacity 30 (1 x 20/1 x 10) liters
- technology: full pull-out
- fitting: cabinet bottom and front panel

8012093 anthracite

183.28 €

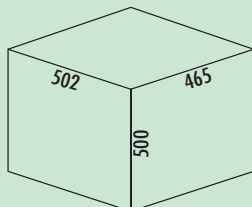


### Tandem 2

- waste capacity 30 (2 x 15) liters
- technology: for existing pull-outs
- fitting: on tray pull-out or in a drawer

8011053 graphite grey

138.32 €

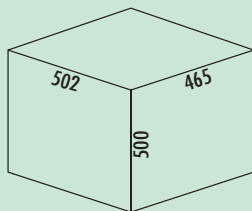


### Müllex Comfort 35/5/4/4

- low-noise, sturdy pull-out system
- waste capacity 48 (35/5/4/4) liters
- waste container 35 l with closing-lid as deposit for cleaning things
- for 35-l and 17-l bags
- bio-bucket 5 l with lid and carrying handle
- two 4-l containers with 2 lids and carrying handles
- technology: full pull-out
- pull-out shelves with positioning elements for the containers
- guide rail depth 530 mm
- lid black
- fitting: cabinet bottom and front panel
- max. cabinet width 600 mm

8011021 anthracite/green

478.99 €

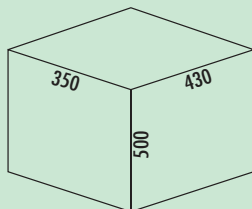


### Müllex Comfort 35/17/4/4

- low-noise, sturdy pull-out system
- waste capacity 60 (35/17/4/4) liters
- two waste containers for 35-l and 17-l bags
- two 4-l containers with lid and carrying handle
- closing-lid as deposit for cleaning things
- technology: full pull-out
- pull-out shelves with positioning elements for the containers
- guide rail depth 530 mm
- lid black
- fitting: cabinet bottom and front panel
- max. cabinet width 600 mm

8011054 black/light grey

478.99 €

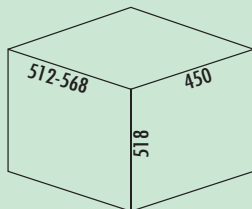


### Müllex Oekonom 35/2/2

- low-noise, sturdy pull-out system
- waste capacity 39 (35/2/2) liters
- waste container 35 l with flap for 35-l and 17-l bags
- two 2-l containers
- closing-lid as deposit for cleaning things
- in comparison to müllex comfort 30 mm shorter, allowing more space for sanitary installations
- technology: full pull-out
- pull-out shelves with positioning elements for the containers
- guide rail depth 500 mm
- lid black
- fitting: cabinet bottom and front panel
- max. cabinet width 600 mm

8011055 black

357.14 €

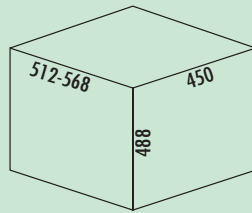


### Müllex Boxx 55/60-R Bio

- low-noise, sturdy pull-out system
- waste capacity 47 (41/5/1) liters
- container with round filling of the 35-l bin bag, extended with additional container and bio-bucket 5 l
- optional two 17-l bin bags
- technology: full pull-out
- pull-out cover drawer
- in case of bulky siphon, the rear wall of the drawer can be adjusted
- adapter for 600 mm body supplied
- retraction damping as standard
- guide rail depth 520 mm
- lid anthracite
- fitting: cabinet bottom and front panel
- max. cabinet width 600 mm

8011049 anthracite

537.82 €




### Müllex Euro Boxx 55/60 R

- low-noise, sturdy pull-out system
- waste capacity 56 (1 x 40/1 x 16) liters
- container with round filling of the 35-l bin bag
- optional two 17-l bin bags
- technology: full pull-out
- pull-out cover drawer
- in case of bulky siphon, the rear wall of the drawer can be adjusted
- extended with 16-l additional container
- adapter for 600 mm body supplied
- retraction damping as standard
- guide rail depth 520 mm
- lid anthracite
- fitting: cabinet bottom and front panel
- max. cabinet width 600 mm

8011019 anthracite

508.40 €



### StopMatic

The pull-out systems Müllex Comfort and Müllex Oekonom can be optionally equipped with the StopMatic accessories. A damper with "self-closing function" which can be inserted into the rail profile slows the pull-out just before it reaches the final position.

**StopMatic and KickMatic are not combinable.**

8011066 light grey

37.39 €



### KickMatic

The pull-out systems Müllex Comfort, Müllex Oekonom and Müllex Boxx can be equipped with the KickMatic accessories on request. Press lightly with your foot and the bucket slides gently out of the bottom cabinet. So you have both hands free.

**StopMatic and KickMatic are not combinable.**

8011070 chrome

122.69 €



# SELECTAkit®

## Pull-out technology for existing pull-outs

The flexible waste system



Cox Stand-UP® 250 S	Page 172-175
Cox Stand-UP® 280 S	Page 176-178
Cox Stand-UP® 350 S	Page 179-181
Cox Stand-UP® 350 K	Page 182-183
Cox® Box 235 S	Page 184-187
Cox® Box 235 K	Page 188-190
Cox® Box 275 S	Page 191-192
Cox® Box 275 K	Page 193-195
Cox® Box 360 S	Page 196-198
Cox® Box 350 S	Page 199-200
Cox® Giallo	Page 201
X-LINE	Page 202-203

Suitable for the following  
front layouts:



Full front    Front panel  
with one  
division    Front panel  
with one  
division    Front panel  
with two  
divisions

Please check the heights of the product groups.

# SELECTAkit®

## Pull-out technology for existing pull-outs



### Cox Stand-UP®

Kitchen base cabinets with front pull-out are available in several widths and various frame and front heights for kitchen planning. Naber provides waste collector combinations that make perfect use of the storage space in a comparable range of sizes.

- The waste system Cox Stand-UP® offers three container heights and can be configured for four different cabinet widths.
- Cox Stand-UP® is quick and easy to install; existing front pull-outs can also be equipped without any problems.


To provide kitchen users with the largest possible container volume, Cox Stand-UP® is highly flexible in design and adapts to any cabinet situation with or without a water connection.

- The complete lid of the system can also be installed behind the top front to save space and thus maximise the total possible volume.
- Note: 350 mm high waste collectors can be safely accommodated behind a 390 mm high cabinet front.

The high-quality containers are securely positioned in a floor-mounted frame. As optional accessories, sealing lids – also in the version for organic waste – make domestic waste and recycling management even easier.



Cox Stand-UP® 250 S



Cox Stand-UP® 280 S



Cox Stand-UP® 350 S



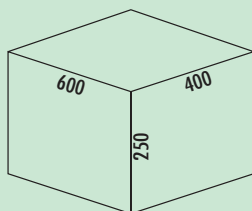
Cox Stand-UP® 350 K



### Cox Stand-UP® 250 S

The Cox-Stand-UP® waste system 250 is ideally suited for quick installation on existing pull-outs with a **nominal depth of 450 mm and 500 mm**. The total height of the system is 250 mm, whereby the **clear installation height is only 240 mm**. Depending on the installation situation, the fixed complete lid can also be mounted behind the upper front to save space. The maximum frame height (dimension from the pull-out shelf to the top edge of the frame) is 145 mm. The Cox-Stand-UP® waste system is available in different heights, cabinet widths and bucket combinations.

Container fitting system/litres			
Cabinet body	600	800	900
	13 13	13 10 13	13 13 13
	13 6 6	13 10 6 6	13 13 6 6



### Cox Stand-UP® 250 S/600-2

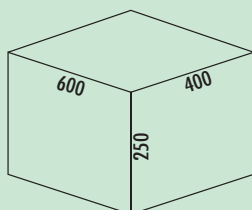
For mounting on existing pull-outs with a nominal depth of 450 mm and 500 mm.

- maximum frame height (dimension from the bottom of the drawer to the top edge of the frame) 145 mm
- minimum installation depth (internal dimension of the drawer) 400 mm
- waste volume 26(2 x 13) litres
- total height 250 mm
- installation height without complete lid 240 mm
- complete lid can be mounted behind the upper front to save space
- bucket height 216 mm
- **suitable for Cox Work® utensils box (see catalogue 1 pages 154–156/24 EN)**

**8013380** anthracite, H 250 mm **192.27 €**

#### Optional accessories

**8013342** Closing-lid, anthracite, for 13/ 16/ 22/ 28 liters **9.41 €**



### Cox Stand-UP® 250 S/600-3

For mounting on existing pull-outs with a nominal depth of 450 mm and 500 mm.

- maximum frame height (dimension from the bottom of the drawer to the top edge of the frame) 145 mm
- minimum installation depth (internal dimension of the drawer) 400 mm
- waste volume 25(1 X 13/ 2 x 6) litres
- total height 250 mm
- installation height without complete lid 240 mm
- complete lid can be mounted behind the upper front to save space
- bucket height 216 mm
- **suitable for Cox Work® utensils box (see catalogue 1 pages 154–156/24 EN)**

**8013381** without bio lid, anthracite, H 250 mm **209.33 €**

**8013382** with bio lid, anthracite, H 250 mm **221.32 €**

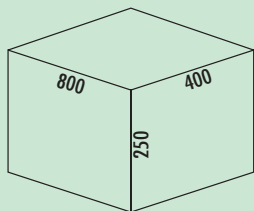
#### Optional accessories

**8013312** Bio-lid, anthracite, for 4/ 6/ 7/ 10/ 12.5 liters **14.79 €**

**8011178** Bio-filter retrofitting set, black **7.39 €**

**8013342** Closing-lid, anthracite, for 13/ 16/ 22/ 28 liters **9.41 €**

**8013338** Closing-lid, anthracite, for 4/ 6/ 7/ 10/ 12.5 liters **5.97 €**



### Cox Stand-UP® 250 S/800-3

For mounting on existing pull-outs with a nominal depth of 450 mm and 500 mm.

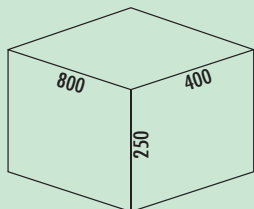
- maximum frame height (dimension from the bottom of the drawer to the top edge of the frame) 145 mm
- minimum installation depth (internal dimension of the drawer) 400 mm
- waste volume 36(1 X 10/ 2 x 13) litres
- total height 250 mm
- installation height without complete lid 240 mm
- complete lid can be mounted behind the upper front to save space
- bucket height 216 mm
- suitable for Cox Work® utensils box (see catalogue 1 pages 154–156/24 EN)

8013383 anthracite, H 250 mm **281.18 €**

#### Optional accessories

8013342 Closing-lid, anthracite, for 13/ 16/ 22/ 28 liters **9.41 €**

8013341 Closing-lid, anthracite, for 10/ 12/ 16/ 21 liters **8.74 €**



### Cox Stand-UP® 250 S/800-4

For mounting on existing pull-outs with a nominal depth of 450 mm and 500 mm.

- maximum frame height (dimension from the bottom of the drawer to the top edge of the frame) 145 mm
- minimum installation depth (internal dimension of the drawer) 400 mm
- waste volume 35 (1 x 13/1 x 10/2 x 6) litres
- total height 250 mm
- installation height without complete lid 240 mm
- complete lid can be mounted behind the upper front to save space
- bucket height 216 mm
- suitable for Cox Work® utensils box (see catalogue 1 pages 154–156/24 EN)

8013384 without bio lid, anthracite, H 250 mm **298.24 €**

8013385 with bio lid, anthracite, H 250 mm **310.68 €**

#### Optional accessories

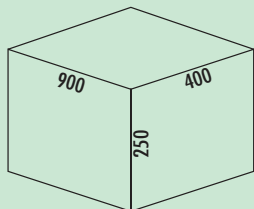
8013312 Bio-lid, anthracite, for 4/ 6/ 7/ 10/ 12.5 liters **14.79 €**

8011178 Bio-filter retrofitting set, black **7.39 €**

8013342 Closing-lid, anthracite, for 13/ 16/ 22/ 28 liters **9.41 €**

8013341 Closing-lid, anthracite, for 10/ 12/ 16/ 21 liters **8.74 €**

8013338 Closing-lid, anthracite, for 4/ 6/ 7/ 10/ 12.5 liters **5.97 €**



### Cox Stand-UP® 250 S/900-3

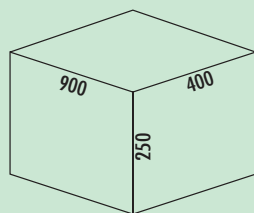
For mounting on existing pull-outs with a nominal depth of 450 mm and 500 mm.

- maximum frame height (dimension from the bottom of the drawer to the top edge of the frame) 145 mm
- minimum installation depth (internal dimension of the drawer) 400 mm
- waste volume 39(3 X 13) litres
- total height 250 mm
- installation height without complete lid 240 mm
- complete lid can be mounted behind the upper front to save space
- bucket height 216 mm
- suitable for Cox Work® utensils box (see catalogue 1 pages 154–156/24 EN)

8013386 anthracite, H 250 mm **298.24 €**

#### Optional accessories

8013342 Closing-lid, anthracite, for 13/ 16/ 22/ 28 liters **9.41 €**



### Cox Stand-UP® 250 S/900-4

For mounting on existing pull-outs with a nominal depth of 450 mm and 500 mm.

- maximum frame height (dimension from the bottom of the drawer to the top edge of the frame) 145 mm
- minimum installation depth (internal dimension of the drawer) 400 mm
- waste volume 38 (2 X 13/ 2 x 6) litres
- total height 250 mm
- installation height without complete lid 240 mm
- complete lid can be mounted behind the upper front to save space
- bucket height 216 mm
- suitable for Cox Work® utensils box (see catalogue 1 pages 154–156/24 EN)

**8013387** without bio lid, anthracite, H 250 mm **316.22 €**

**8013388** with bio lid, anthracite, H 250 mm **328.53 €**

#### Optional accessories

**8013312** Bio-lid, anthracite, for 4/ 6/ 7/ 10/ 12.5 liters **14.79 €**

**8011178** Bio-filter retrofitting set, black **7.39 €**

**8013342** Closing-lid, anthracite, for 13/ 16/ 22/ 28 liters **9.41 €**

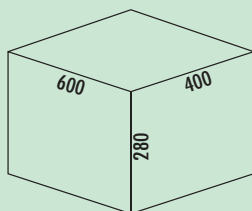
**8013338** Closing-lid, anthracite, for 4/ 6/ 7/ 10/ 12.5 liters **5.97 €**



### Cox Stand-UP® 280 S

The Cox-Stand-UP waste system 280 is ideally suited for quick installation on existing pull-outs with a **nominal depth of 450 mm and 500 mm**. The total height of the system is 280 mm, whereby the **clear installation height is only 270 mm**. Depending on the installation situation, the fixed complete lid can also be mounted behind the upper front to save space. The maximum frame height (dimension from the pull-out shelf to the top edge of the frame) is 175 mm. The Cox-Stand-UP waste system is available in different heights, cabinet widths and bucket combinations.

Container fitting system/litres			
Cabinet body	600	800	900
	16 16	16 12 16	16 16 16
	16 7 7	16 12 7 7	16 16 7 7



### Cox Stand-UP® 280 S/600-2

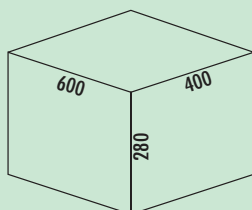
For mounting on existing pull-outs with a nominal depth of 450 mm and 500 mm.

- maximum frame height (dimension from the bottom of the drawer to the top edge of the frame) 175 mm
- minimum installation depth (internal dimension of the drawer) 400 mm
- waste volume 32 (2 X 16) litres
- total height 280 mm
- installation height without complete lid 270 mm
- complete lid can be mounted behind the upper front to save space
- bucket height 256 mm
- **suitable for Cox Work® utensils box (see catalogue 1 pages 154–156/24 EN)**

**8013389** anthracite, H 280 mm **199.41 €**

#### Optional accessories

**8013342** Closing-lid, anthracite, for 13/ 16/ 22/ 28 liters **9.41 €**



### Cox Stand-UP® 280 S/600-3

For mounting on existing pull-outs with a nominal depth of 450 mm and 500 mm.

- maximum frame height (dimension from the bottom of the drawer to the top edge of the frame) 175 mm
- minimum installation depth (internal dimension of the drawer) 400 mm
- waste volume 30(1 X 16/ 2 x 7) litres
- total height 280 mm
- installation height without complete lid 270 mm
- complete lid can be mounted behind the upper front to save space
- bucket height 256 mm
- **suitable for Cox Work® utensils box (see catalogue 1 pages 154–156/24 EN)**

**8013390** without bio lid, anthracite, H 280 mm **212.94 €**

**8013391** with bio lid, anthracite, H 280 mm **224.88 €**

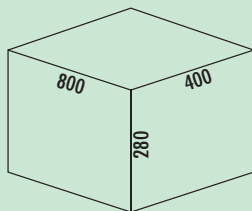
#### Optional accessories

**8013312** Bio-lid, anthracite, for 4/ 6/ 7/ 10/ 12.5 liters **14.79 €**

**8011178** Bio-filter retrofitting set, black **7.39 €**

**8013342** Closing-lid, anthracite, for 13/ 16/ 22/ 28 liters **9.41 €**

**8013338** Closing-lid, anthracite, for 4/ 6/ 7/ 10/ 12.5 liters **5.97 €**



### Cox Stand-UP® 280 S/800-3

For mounting on existing pull-outs with a nominal depth of 450 mm and 500 mm.

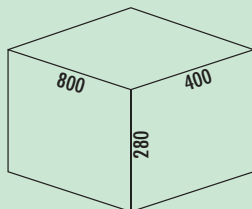
- maximum frame height (dimension from the bottom of the drawer to the top edge of the frame) 175 mm
- minimum installation depth (internal dimension of the drawer) 400 mm
- waste volume 44(2 X 16/ 1 x 12) litres
- total height 280 mm
- installation height without complete lid 270 mm
- complete lid can be mounted behind the upper front to save space
- bucket height 256 mm
- suitable for Cox Work® utensils box (see catalogue 1 pages 154–156/24 EN)

8013393 anthracite, H 280 mm 290.17 €

#### Optional accessories

8013342 Closing-lid, anthracite, for 13/ 16/ 22/ 28 liters 9.41 €

8013341 Closing-lid, anthracite, for 10/ 12/ 16/ 21 liters 8.74 €



### Cox Stand-UP® 280 S/800-4

For mounting on existing pull-outs with a nominal depth of 450 mm and 500 mm.

- maximum frame height (dimension from the bottom of the drawer to the top edge of the frame) 175 mm
- minimum installation depth (internal dimension of the drawer) 400 mm
- waste volume 42 (1 x 16/1 x 12/2 x 7) litres
- total height 280 mm
- installation height without complete lid 270 mm
- complete lid can be mounted behind the upper front to save space
- bucket height 256 mm
- suitable for Cox Work® utensils box (see catalogue 1 pages 154–156/24 EN)

8013394 without bio lid, anthracite, H 280 mm 303.61 €

8013395 with bio lid, anthracite, H 280 mm 315.22 €

#### Optional accessories

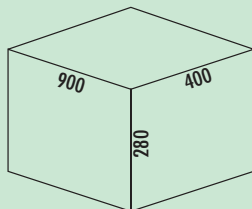
8013312 Bio-lid, anthracite, for 4/ 6/ 7/ 10/ 12.5 liters 14.79 €

8011178 Bio-filter retrofitting set, black 7.39 €

8013342 Closing-lid, anthracite, for 13/ 16/ 22/ 28 liters 9.41 €

8013341 Closing-lid, anthracite, for 10/ 12/ 16/ 21 liters 8.74 €

8013338 Closing-lid, anthracite, for 4/ 6/ 7/ 10/ 12.5 liters 5.97 €



### Cox Stand-UP® 280 S/900-3

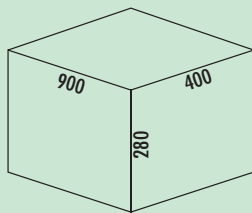
For mounting on existing pull-outs with a nominal depth of 450 mm and 500 mm.

- maximum frame height (dimension from the bottom of the drawer to the top edge of the frame) 175 mm
- minimum installation depth (internal dimension of the drawer) 400 mm
- waste volume 48 (3 x 16) litres
- total height 280 mm
- installation height without complete lid 270 mm
- complete lid can be mounted behind the upper front to save space
- bucket height 256 mm
- suitable for Cox Work® utensils box (see catalogue 1 pages 154–156/24 EN)

8013396 anthracite, H 280 mm 310.84 €

#### Optional accessories

8013342 Closing-lid, anthracite, for 13/ 16/ 22/ 28 liters 9.41 €



### Cox Stand-UP® 280 S/900-4

For mounting on existing pull-outs with a nominal depth of 450 mm and 500 mm.

- maximum frame height (dimension from the bottom of the drawer to the top edge of the frame) 175 mm
- minimum installation depth (internal dimension of the drawer) 400 mm
- waste volume 46 (2 x 16/ 2 x 7) litres
- total height 280 mm
- installation height without complete lid 270 mm
- complete lid can be mounted behind the upper front to save space
- bucket height 256 mm
- suitable for Cox Work® utensils box (see catalogue 1 pages 154–156/24 EN)

**8013397** without bio lid, anthracite, H 280 mm **323.36 €**

**8013398** with bio lid, anthracite, H 280 mm **334.77 €**

#### Optional accessories

**8013312** Bio-lid, anthracite, for 4/ 6/ 7/ 10/ 12.5 liters **14.79 €**

**8011178** Bio-filter retrofitting set, black **7.39 €**

**8013342** Closing-lid, anthracite, for 13/ 16/ 22/ 28 liters **9.41 €**

**8013338** Closing-lid, anthracite, for 4/ 6/ 7/ 10/ 12.5 liters **5.97 €**

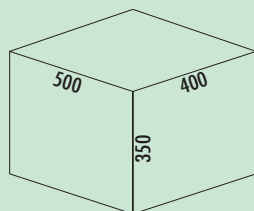




### Cox Stand-UP® 350 S

The Cox-Stand-UP® waste system 350 is ideally suited for quick installation on existing pull-outs with a **nominal depth of 450 mm and 500 mm**. The total height of the system is 350 mm, whereby the **clear installation height is only 340 mm**. Depending on the installation situation, the fixed complete lid can also be mounted behind the upper front to save space. The maximum frame height (dimension from the pull-out shelf to the top edge of the frame) is 245 mm. The Cox-Stand-UP® waste system is available in different heights, cabinet widths and bucket combinations.

Container fitting system/litres				
Cabinet Body	500	500	600	600
	16 10 10	16 22	22 10 10	22 22
Cabinet Body	800		900	900
	22 16 10 10	22 22 10 10	22 22 22	



### Cox Stand-UP® 350 S/500-2

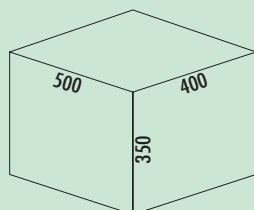
For mounting on existing pull-outs with a nominal depth of 450 mm and 500 mm.

- maximum frame height (dimension from the bottom of the drawer to the top edge of the frame) 245 mm
- minimum installation depth (internal dimension of the drawer) 400 mm
- waste volume 38 (1 x 16/1 x 22) litres
- total height 350 mm
- installation height without complete lid 340 mm
- complete lid can be mounted behind the upper front to save space
- bucket height 326 mm

**8013423** anthracite, H 350 mm **204.79 €**

#### Optional accessories

**8013342** Closing-lid, anthracite, for 13/ 16/ 22/ 28 liters **9.41 €**



### Cox Stand-UP® 350 S/500-3

For mounting on existing pull-outs with a nominal depth of 450 mm and 500 mm.


- maximum frame height (dimension from the bottom of the drawer to the top edge of the frame) 245 mm
- minimum installation depth (internal dimension of the drawer) 400 mm
- waste volume 36 (2 x 10/1 x 16) litres
- total height 350 mm
- installation height without complete lid 340 mm
- complete lid can be mounted behind the upper front to save space
- bucket height 326 mm

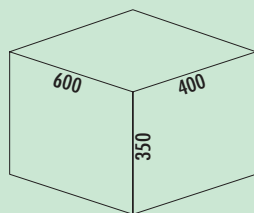
**8013399** anthracite, H 350 mm **212.94 €**

#### Optional accessories

**8013338** Closing-lid, anthracite, for 4/ 6/ 7/ 10/ 12.5 liters **5.97 €**

**8013341** Closing-lid, anthracite, for 10/ 12/ 16/ 21 liters **8.74 €**





### Cox Stand-UP® 350 S/600-2

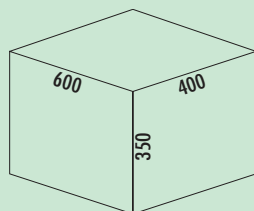
For mounting on existing pull-outs with a nominal depth of 450 mm and 500 mm.

- maximum frame height (dimension from the bottom of the drawer to the top edge of the frame) 245 mm
- minimum installation depth (internal dimension of the drawer) 400 mm
- waste volume 44 (2 x 22) litres
- total height 350 mm
- installation height without complete lid 340 mm
- complete lid can be mounted behind the upper front to save space
- bucket height 326 mm
- suitable for Cox Work® utensils box (see catalogue 1 page 154–156/24 EN)

8013424 209.30 €

#### Optional accessories

8013342 Closing-lid, anthracite, for 13/ 16/ 22/ 28 liters 9.41 €



### Cox Stand-UP® 350 S/600-3

For mounting on existing pull-outs with a nominal depth of 450 mm and 500 mm.

- maximum frame height (dimension from the bottom of the drawer to the top edge of the frame) 245 mm
- minimum installation depth (internal dimension of the drawer) 400 mm
- waste volume 42 (2 x 10/1 x 22) litres
- total height 350 mm
- installation height without complete lid 340 mm
- complete lid can be mounted behind the upper front to save space
- bucket height 326 mm
- suitable for Cox Work® utensils box (see catalogue 1 pages 154–156/24 EN)

8013410 without bio lid, anthracite, H 350 mm 220.08 €

8013411 with bio lid, anthracite, H 350 mm 232.52 €

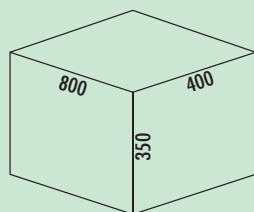
#### Optional accessories

8013312 Bio-lid, anthracite, for 4/ 6/ 7/ 10/ 12.5 liters 14.79 €

8011178 Bio-filter retrofitting set, black 7.39 €

8013338 Closing-lid, anthracite, for 4/ 6/ 7/ 10/ 12.5 liters 5.97 €

8013342 Closing-lid, anthracite, for 13/ 16/ 22/ 28 liters 9.41 €



### Cox Stand-UP® 350 S/800-4

For mounting on existing pull-outs with a nominal depth of 450 mm and 500 mm.

- maximum frame height (dimension from the bottom of the drawer to the top edge of the frame) 245 mm
- minimum installation depth (internal dimension of the drawer) 400 mm
- waste volume 58 (2 x 10/1 x 22/1 x 16) litres
- total height 350 mm
- installation height without complete lid 340 mm
- complete lid can be mounted behind the upper front to save space
- bucket height 326 mm
- suitable for Cox Work® utensils box (see catalogue 1 pages 154–156/24 EN)

8013412 without bio lid, anthracite, H 350 mm 314.45 €

8013413 with bio lid, anthracite, H 350 mm 326.77 €

#### Optional accessories

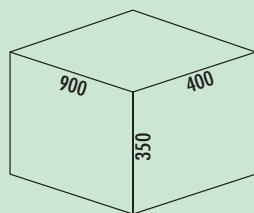
8013312 Bio-lid, anthracite, for 4/ 6/ 7/ 10/ 12.5 liters 14.79 €

8011178 Bio-filter retrofitting set, black 7.39 €

8013338 Closing-lid, anthracite, for 4/ 6/ 7/ 10/ 12.5 liters 5.97 €

8013342 Closing-lid, anthracite, for 13/ 16/ 22/ 28 liters 9.41 €

8013341 Closing-lid, anthracite, for 10/ 12/ 16/ 21 liters 8.74 €



### Cox Stand-UP® 350 S/900-3

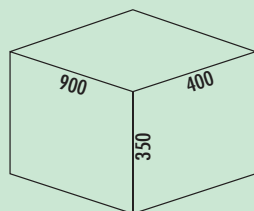
For mounting on existing pull-outs with a nominal depth of 450 mm and 500 mm.

- maximum frame height (dimension from the bottom of the drawer to the top edge of the frame) 245 mm
- minimum installation depth (internal dimension of the drawer) 400 mm
- waste volume 66 (3 x 22) litres
- total height 350 mm
- installation height without complete lid 340 mm
- complete lid can be mounted behind the upper front to save space
- bucket height 326 mm
- suitable for Cox Work® utensils box (see catalogue 1 pages 154–156/24 EN)

**8013414** without bio lid, anthracite, H 350 mm **323.36 €**

#### Optional accessories

**8013342** Closing-lid, anthracite, for 13/ 16/ 22/ 28 liters **9.41 €**



### Cox Stand-UP® 350 S/900-4

For mounting on existing pull-outs with a nominal depth of 450 mm and 500 mm.

- maximum frame height (dimension from the bottom of the drawer to the top edge of the frame) 245 mm
- minimum installation depth (internal dimension of the drawer) 400 mm
- waste volume 64 (2 x 22/2 x 10) litres
- total height 350 mm
- installation height without complete lid 340 mm
- complete lid can be mounted behind the upper front to save space
- bucket height 326 mm
- suitable for Cox Work® utensils box (see catalogue 1 pages 154–156/24 EN)

**8013415** without bio lid, anthracite, H 350 mm **335.04 €**

**8013416** with bio lid, anthracite, H 350 mm **347.21 €**

#### Optional accessories

**8013312** Bio-lid, anthracite, for 4/ 6/ 7/ 10/ 12.5 liters **14.79 €**

**8011178** Bio-filter retrofitting set, black **7.39 €**

**8013342** Closing-lid, anthracite, for 13/ 16/ 22/ 28 liters **9.41 €**

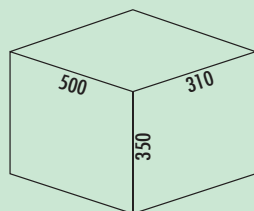
**8013338** Closing-lid, anthracite, for 4/ 6/ 7/ 10/ 12.5 liters **5.97 €**



### Cox Stand-UP® 350 K

The Cox-Stand-UP® waste system 350 is ideally suited for quick installation on existing pull-outs with a **nominal depth of 400 mm**. The total height of the system is 350 mm, whereby the **clear installation height is only 340 mm**. Depending on the installation situation, the fixed complete lid can also be mounted behind the upper front to save space. The maximum frame height (dimension from the pull-out shelf to the top edge of the frame) is 245 mm. The Cox-Stand-UP® waste system is available in different heights, cabinet widths and bucket combinations.

Container fitting system/litres		
Cabinet Body	500K	600K
	12 7,5 7,5	15,5 7,5 7,5



### Cox Stand-UP® 350 K/500-3

**For mounting on existing pull-outs with a shortened nominal depth of 400 mm.**


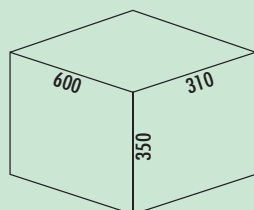
- maximum frame height (dimension from the bottom of the drawer to the top edge of the frame) 245 mm
- minimum installation depth (internal dimension of the drawer) 310 mm
- waste volume 27 (2 X 7.5/ 1 x 12) litres
- total height 350 mm
- installation height without complete lid 340 mm
- installation depth of the complete lid 400mm
- complete lid can be mounted behind the upper front to save space
- bucket height 326 mm

**8013404** anthracite, H 350 mm **224.54 €**

#### Optional accessories

**8013497** Bio lid, anthracite, for 7.5 liters **16.39 €**

**8013339** Closing-lid, anthracite, for 7.5/ 9/ 12 liters **8.74 €**



### Cox Stand-UP® 350 K/600-3

**For mounting on existing pull-outs with a shortened nominal depth of 400 mm.**

The 600 mm-wide Cox®-Stand-UP® waste system is supplied with a matching fixed complete lid for the cabinet. This creates additional practical storage space alongside the waste system in the pull-out.

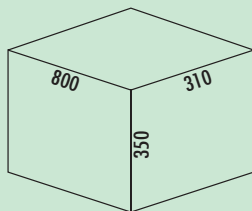
- maximum frame height (dimension from the bottom of the drawer to the top edge of the frame) 245 mm
- minimum installation depth (internal dimension of the drawer) 310 mm
- waste volume 30.5 (2 x 7.5/1 x 15.5) litres
- total height 350 mm
- installation height without complete lid 340 mm
- installation depth of the complete lid 400 mm
- complete lid can be mounted behind the upper front to save space
- bucket height 326 mm

**8013420** anthracite, H 350 mm **262.04 €**

#### Optional accessories

**8013497** Bio lid, anthracite, for 7.5 liters **16.39 €**

**8013344** Bio lid, anthracite, for 10/ 12/ 15.5 liters **16.81 €**



### Cox Stand-UP® 350 K/800-3

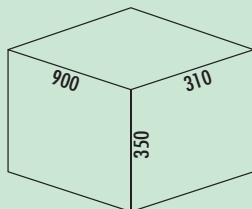
**For mounting on existing pull-outs with a shortened nominal depth of 400 mm.** The 800 mm-wide Cox®-Stand-UP® waste system is supplied with a matching fixed complete lid for the cabinet. This creates additional practical storage space alongside the waste system in the pull-out.

- maximum frame height (dimension from the bottom of the drawer to the top edge of the frame) 245 mm
- minimum installation depth (internal dimension of the drawer) 310 mm
- waste volume 30.5 (2 x 7.5/1 x 15.5) litres
- total height 350 mm
- installation height without complete lid 340 mm
- installation depth of the complete lid 400 mm
- complete lid can be mounted behind the upper front to save space
- bucket height 326 mm

<b>8013421</b> anthracite, H 350 mm	<b>265.22 €</b>
-------------------------------------	-----------------

#### Optional accessories

<b>8013497</b> Bio lid, anthracite, for 7.5 liters	<b>16.39 €</b>
<b>8013344</b> Bio lid, anthracite, for 10/ 12/ 15.5 liters	<b>16.81 €</b>



### Cox Stand-UP® 350 K/900-3

**For mounting on existing pull-outs with a shortened nominal depth of 400 mm.** The 900 mm-wide Cox®-Stand-UP® waste system is supplied with a matching fixed complete lid for the cabinet. This creates additional practical storage space alongside the waste system in the pull-out.

- maximum frame height (dimension from the bottom of the drawer to the top edge of the frame) 245 mm
- minimum installation depth (internal dimension of the drawer) 310 mm
- waste volume 30.5 (2 x 7.5/1 x 15.5) litres
- total height 350 mm
- installation height without complete lid 340 mm
- installation depth of the complete lid 400 mm
- complete lid can be mounted behind the upper front to save space
- bucket height 326 mm

<b>8013422</b> anthracite, H 350 mm	<b>271.16 €</b>
-------------------------------------	-----------------

#### Optional accessories

<b>8013497</b> Bio lid, anthracite, for 7.5 liters	<b>16.39 €</b>
<b>8013344</b> Bio lid, anthracite, for 10/ 12/ 15.5 liters	<b>16.81 €</b>

# SELECTAkit®

## Pull-out technology for existing pull-outs

### Cox® Box 235/275

Cox® Box 235 S is the sophisticated individual built-in waste collector solution for existing pull-out technology.

- suitable for existing pull-outs from all manufacturers
- individual container-configuration for many applications
- easy installation due to cut-to-size anti-slip mat under the containers
- continuous fixed metal lid over all the containers, powder-coated
- available for eight cabinet widths and for low container height 216/256 mm, installation height with metal lid 235/275 mm
- optional single closing lid or bio lid with activated carbon filter



### The Cox® Box convinces due to easy assembly:




1. Measure the bottom of the pull-out and cut anti-slip insert mat to size.




2. Insert anti-slip insert mat.




3. Place the container in the pull-out.



4. Measure the container height and transfer to body.



5. Drill and insert the lid locating pins into the side of the body.



6. Mount the depositing lid on the locating pins. Finished!

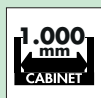
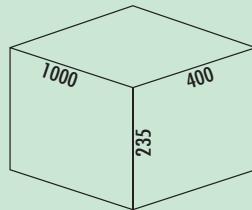


### Cox® Box 235 S

The Cox® Box waste collection system is ideally suited for a multi-part front.

- with fixed silver-coloured metal lid
- with non-slip mat, TPE-coated on both sides
- for installation on existing pull-outs
- **the height of the entire system is only 235 mm**
- **The total lid can be mounted behind the top front to save space.**

Container fitting system/litres			
Cabinet body	1000	1000	1200
	13 10 10 13	6 10 10 13 6	6 10 13 10 13 6
<b>Bio</b>	10 10 10 13	6 10 10 13 6	6 10 13 10 13 6



### Cox® Box 235 S/1000-4

For installation on existing pull-outs. With non-slip inlay mat and fixed complete lid.


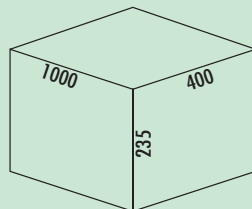
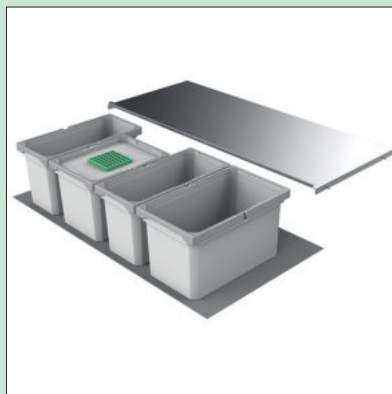
- waste capacity 46 (2 x 13/2 x 10) liters
- bucket height 216 mm
- **total height 235 mm**
- **The complete lid can be mounted behind the top front to save space.**
- **suitable for Cox Work® utensils box (see catalogue 1 pages 154–156/24 EN)**

8012440 light grey 260.49 €

#### Optional accessories

8012342 Closing-lid, light grey, for 13/ 16/ 22/ 28 liters 9.41 €

8012341 Closing-lid, light grey, for 10/ 12/ 16/ 21 liters 8.74 €



### Cox® Box 235 S/1000-4 Bio

For installation on existing pull-outs. With non-slip inlay mat, fixed complete lid and single bio-lid.

- waste capacity 43 (1 x 13/2 x 10/1 x 10) liters
- bucket height 216 mm
- **total height 235 mm**
- **The complete lid can be mounted behind the top front to save space.**
- **suitable for Cox Work® utensils box (see catalogue 1 pages 154–156/24 EN)**

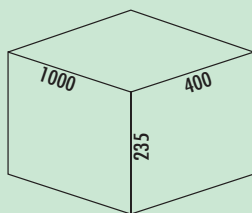
8012448 light grey 273.95 €

#### Optional accessories

8012342 Closing-lid, light grey, for 13/ 16/ 22/ 28 liters 9.41 €

8012341 Closing-lid, light grey, for 10/ 12/ 16/ 21 liters 8.74 €

8012340 Closing-lid, light grey, for 10/ 12/ 15.5 liters 9.41 €



### Cox® Box 235 S/1000-5

For installation on existing pull-outs. With non-slip inlay mat and fixed complete lid.

- waste capacity 45 (1 x 13/2 x 10/2 x 6) liters
- bucket height 216 mm
- **total height 235 mm**
- **The total lid can be mounted behind the top front to save space.**
- suitable for Cox Work® utensils box (see catalogue 1 pages 154–156/24 EN)

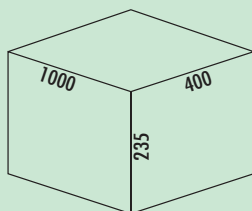
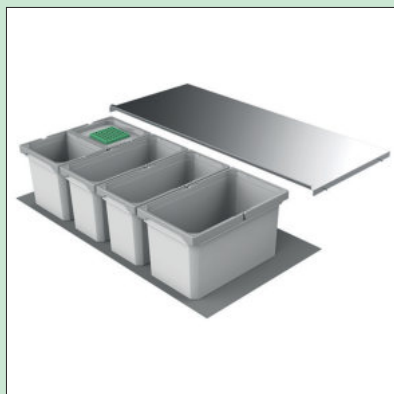
8012438 light grey 262.97 €

#### Optional accessories

8012342 Closing-lid, light grey, for 13/ 16/ 22/ 28 liters 9.41 €

8012341 Closing-lid, light grey, for 10/ 12/ 16/ 21 liters 8.74 €

8012338 Closing-lid, light grey, for 4/ 6/ 7/ 10/ 12.5 liters 5.97 €



### Cox® Box 235 S/1000-5 Bio

For installation on existing pull-outs. With non-slip inlay mat, fixed complete lid and single bio-lid.

- waste capacity 45 (1 x 13/2 x 10/2 x 6) liters
- bucket height 216 mm
- **total height 235 mm**
- **The complete lid can be mounted behind the top front to save space.**
- suitable for Cox Work® utensils box (see catalogue 1 pages 154–156/24 EN)

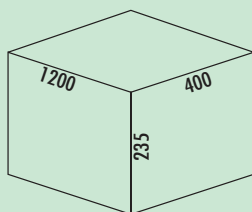

8012439 light grey 276.83 €

#### Optional accessories

8012342 Closing-lid, light grey, for 13/ 16/ 22/ 28 liters 9.41 €

8012341 Closing-lid, light grey, for 10/ 12/ 16/ 21 liters 8.74 €

8012338 Closing-lid, light grey, for 4/ 6/ 7/ 10/ 12.5 liters 5.97 €



### Cox® Box 235 S/1200-6

For installation on existing pull-outs. With non-slip inlay mat and fixed complete lid.

- waste capacity 58 (2 x 13/2 x 10/2 x 6) liters
- bucket height 216 mm
- **total height 235 mm**
- **The complete lid can be mounted behind the top front to save space.**
- suitable for Cox Work® utensils box (see catalogue 1 pages 154–156/24 EN)

8012441 light grey 304.05 €

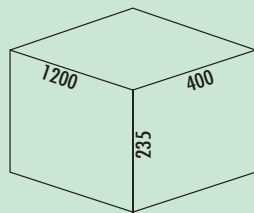
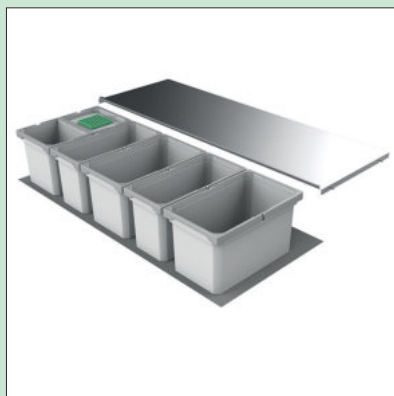
#### Optional accessories

8012342 Closing-lid, light grey, for 13/ 16/ 22/ 28 liters 9.41 €

8012341 Closing-lid, light grey, for 10/ 12/ 16/ 21 liters 8.74 €

8012338 Closing-lid, light grey, for 4/ 6/ 7/ 10/ 12.5 liters 5.97 €





### Cox® Box 235 S/1200-6 Bio

For installation on existing pull-outs. With non-slip inlay mat, fixed complete lid and single bio-lid.

- waste capacity 58 (2 x 13/2 x 10/2 x 6) liters
- bucket height 216 mm
- **total height 235 mm**
- **The complete lid can be mounted behind the top front to save space.**
- **suitable for Cox Work® utensils box (see catalogue 1 pages 154–156/24 EN)**


<b>8012442</b> light grey	<b>314.29 €</b>
---------------------------	-----------------

#### Optional accessories

<b>8012342</b> Closing-lid, light grey, for 13/ 16/ 22/ 28 liters	<b>9.41 €</b>
---	---------------

<b>8012341</b> Closing-lid, light grey, for 10/ 12/ 16/ 21 liters	<b>8.74 €</b>
---	---------------

<b>8012338</b> Closing-lid, light grey, for 4/ 6/ 7/ 10/ 12.5 liters	<b>5.97 €</b>
--	---------------


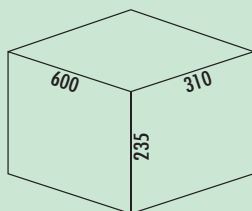



## Cox® Box 235 K

The Cox® Box waste collection system is ideally suited for a multi-part front.

- with fixed silver-coloured metal lid
- with non-slip mat, TPE-coated on both sides
- for installation on existing pull-outs
- **the height of the entire system is only 235 mm**
- **The total lid can be mounted behind the top front to save space.**
- **for drawers with a depth of 400 mm**

Container fitting system/litres				
Cabinet body	600	800	900	900
	10 10	10 10 10	10 10 10	7.5 7.5 7.5 7.5
Cabinet body	1000		1200	
	10 7.5 7.5 10	10 7.5 10 7.5 10		



## Cox® Box 235 K/600-2

For installation on existing pull-outs. With non-slip inlay mat and fixed complete lid.

- waste capacity 20 (2 x 10) liters
- bucket height 216 mm
- **total height 235 mm**
- **The total lid can be mounted behind the top front to save space.**


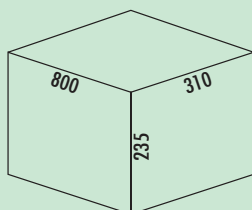
**8012450** without bio lid, light grey **142.86 €**

**8012451** with bio lid, light grey **150.89 €**

### Optional accessories

**8012340** Closing-lid, light grey, for 10/ 12/ 15.5 liters **9.41 €**

**8012344** Bio-lid, light grey, for 10/ 12/ 15.5 liters **16.81 €**



## Cox® Box 235 K/800-3

For installation on existing pull-outs. With non-slip inlay mat and fixed complete lid.

- waste capacity 30 (3 x 10) liters
- bucket height 216 mm
- **total height 235 mm**
- **The complete lid can be mounted behind the top front to save space.**

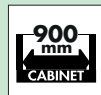
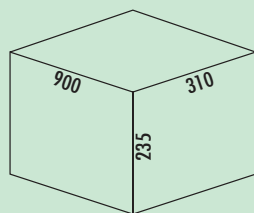

**8012452** without bio lid, light grey **192.27 €**

**8012453** with bio lid, light grey **199.67 €**

### Optional accessories

**8012340** Closing-lid, light grey, for 10/ 12/ 15.5 liters **9.41 €**

**8012344** Bio-lid, light grey, for 10/ 12/ 15.5 liters **16.81 €**



### Cox® Box 235 K/900-3

For installation on existing pull-outs. With non-slip inlay mat and fixed complete lid.

- waste capacity 30 (3 x 10) liters
- bucket height 216 mm
- **total height 235 mm**
- **The complete lid can be mounted behind the top front to save space.**

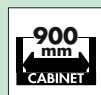
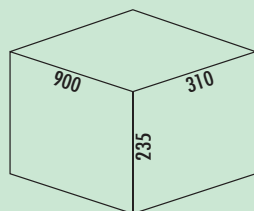

8012454 without bio lid, light grey 184.61 €

8012455 with bio lid, light grey 205.46 €

#### Optional accessories

8012344 Bio-lid, light grey, for 10/ 12/ 15.5 liters 16.81 €

8012340 Closing-lid, light grey, for 10/ 12/ 15.5 liters 9.41 €



### Cox® Box 235 K/900-4

For installation on existing pull-outs. With non-slip inlay mat and fixed complete lid.

- waste capacity 30 (4 x 7.5) liters
- bucket height 216 mm
- **total height 235 mm**
- **The complete lid can be mounted behind the top front to save space.**

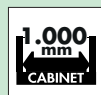
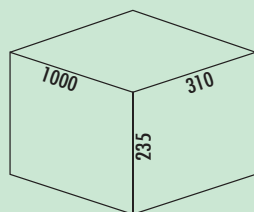

8012456 without bio lid, light grey 209.32 €

8012457 with bio lid, light grey 224.04 €

#### Optional accessories

8012339 Closing-lid, light grey, for 7.5/ 9/ 12 liters 8.74 €

8012343 Bio-lid, light grey, for 7.5/ 9/ 12 liters 16.39 €



### Cox® Box 235 K/1000-4

For installation on existing pull-outs. With non-slip inlay mat and fixed complete lid.

- waste capacity 35 (2 x 10/2 x 7.5) liters
- bucket height 216 mm
- **total height 235 mm**
- **The complete lid can be mounted behind the top front to save space.**

8012458 without bio lid, light grey 220.42 €

8012459 with bio lid, light grey 233.18 €

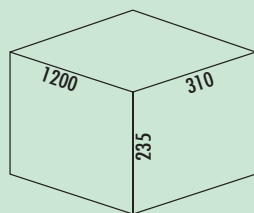
#### Optional accessories

8012339 Closing-lid, light grey, for 7.5/ 9/ 12 liters 8.74 €

8012340 Closing-lid, light grey, for 10/ 12/ 15.5 liters 9.41 €

8012343 Bio-lid, light grey, for 7.5/ 9/ 12 liters 16.39 €

8012344 Bio-lid, light grey, for 10/ 12/ 15.5 liters 16.81 €



### Cox® Box 235 K/1200-5

For installation on existing pull-outs. With non-slip inlay mat and fixed complete lid.

- waste capacity 45 (3 x 10/2 x 7.5) liters
- bucket height 216 mm
- **total height 235 mm**
- **The complete lid can be mounted behind the top front to save space.**

**8012460** without bio lid, light grey **255.36 €**

**8012461** with bio lid, light grey **273.37 €**

#### Optional accessories

**8012339** Closing-lid, light grey, for 7.5/ 9/ 12 liters **8.74 €**

**8012340** Closing-lid, light grey, for 10/ 12/ 15.5 liters **9.41 €**

**8012343** Bio-lid, light grey, for 7.5/ 9/ 12 liters **16.39 €**

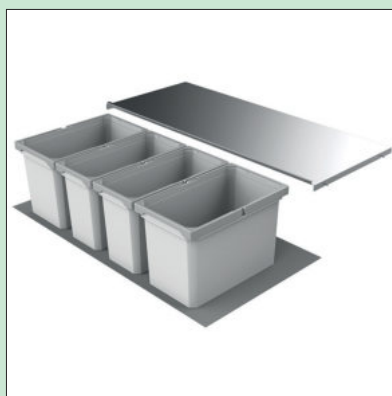
**8012344** Bio-lid, light grey, for 10/ 12/ 15.5 liters **16.81 €**



### Cox® Box 275 S

- The Cox® Box waste collection system is ideally suited for a multi-part front.
- with fixed silver-coloured metal lid
  - with non-slip mat, TPE-coated on both sides
  - for installation on existing pull-outs
  - **the height of the entire system is only 275 mm**
  - **The total lid can be mounted behind the top front to save space.**

Container fitting system/litres						
Cabinet body	1000			1200		
	16	12	12	16	7	12
					7	16
					12	12
					16	16
<b>Bio</b>	7	12	12	16	7	12
	7				7	16
					12	12
					16	16



### Cox® Box 275 S/1000-4

For installation on existing pull-outs. With non-slip inlay mat and fixed complete lid.

- waste capacity 56 (2 x 16/2 x 12) liters
- bucket height 256 mm
- **total height 275 mm**
- **The complete lid can be mounted behind the top front to save space.**
- **suitable for Cox Work® utensils box (see catalogue 1 pages 154–156/24 EN)**

8012470 light grey 270.58 €

#### Optional accessories

8012342 Closing-lid, light grey, for 13/ 16/ 22/ 28 liters 9.41 €

8012341 Closing-lid, light grey, for 10/ 12/ 16/ 21 liters 8.74 €



### Cox® Box 275 S/1000-5 Bio

For installation on existing pull-outs. With non-slip inlay mat, bio-lid and fixed complete lid.

- waste capacity 54 (1 x 16/2 x 12/2 x 7) liters
- bucket height 256 mm
- **total height 275 mm**
- **The complete lid can be mounted behind the top front to save space.**
- **suitable for Cox Work® utensils box (see catalogue 1 pages 154–156/24 EN)**

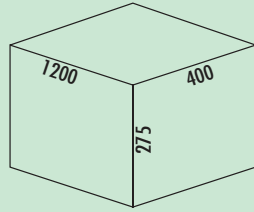
8012471 light grey 286.68 €

#### Optional accessories

8012342 Closing-lid, light grey, for 13/ 16/ 22/ 28 liters 9.41 €

8012341 Closing-lid, light grey, for 10/ 12/ 16/ 21 liters 8.74 €

8012338 Closing-lid, light grey, for 4/ 6/ 7/ 10/ 12.5 liters 5.97 €



### Cox® Box 275 S/1200-6

For installation on existing pull-outs. With non-slip inlay mat and fixed complete lid.

- waste capacity 70 (2 x 16/2 x 12/2 x 7) liters
- bucket height 256 mm
- **total height 275 mm**
- **The complete lid can be mounted behind the top front to save space.**
- suitable for Cox Work® utensils box (see catalogue 1 pages 154–156/24 EN)

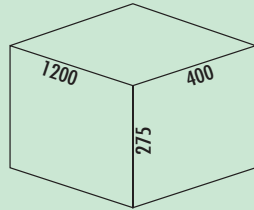
**8012472** light grey **313.93 €**

#### Optional accessories

**8012342** Closing-lid, light grey, for 13/ 16/ 22/ 28 liters **9.41 €**

**8012341** Closing-lid, light grey, for 10/ 12/ 16/ 21 liters **8.74 €**

**8012338** Closing-lid, light grey, for 4/ 6/ 7/ 10/ 12.5 liters **5.97 €**



### Cox® Box 275 S/1200-6 Bio

For installation on existing pull-outs. With non-slip inlay mat, bio-lid and fixed complete lid.

- waste capacity 70 (2 x 16/2 x 12/2 x 7) liters
- bucket height 256 mm
- **total height 275 mm**
- **The complete lid can be mounted behind the top front to save space.**
- suitable for Cox Work® utensils box (see catalogue 1 pages 154–156/24 EN)

**8012473** light grey **326.30 €**

#### Optional accessories

**8012342** Closing-lid, light grey, for 13/ 16/ 22/ 28 liters **9.41 €**

**8012341** Closing-lid, light grey, for 10/ 12/ 16/ 21 liters **8.74 €**

**8012338** Closing-lid, light grey, for 4/ 6/ 7/ 10/ 12.5 liters **5.97 €**

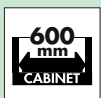
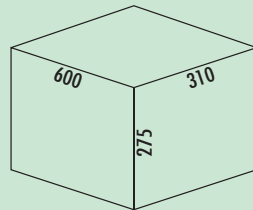


### Cox® Box 275 K

The Cox® Box waste collection system is ideally suited for a multi-part front.

- with fixed silver-coloured metal lid
- with non-slip mat, TPE-coated on both sides
- for installation on existing pull-outs
- **the height of the entire system is only 275 mm**
- **The total lid can be mounted behind the top front to save space.**
- **for drawers with a depth of 400 mm**

Container fitting system/litres				
Corps	600	800	900	900
	12 12	12 12 12	12 12 12	9 9 9 9
Corps	1000		1200	
	12 9 9 12	12 9 12 9 12		



### Cox® Box 275 K/600-2

For installation on existing pull-outs. With non-slip inlay mat and fixed complete lid.

- waste capacity 24 (2 x 12) liters
- bucket height 256 mm
- **total height 275 mm**
- **The complete lid can be mounted behind the top front to save space.**

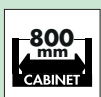
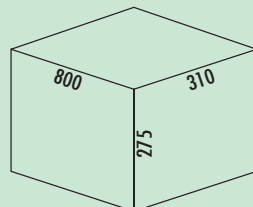

8012474 without bio lid, light grey 142.63 €

8012475 with bio lid, light grey 157.58 €

#### Optional accessories

8012340 Closing-lid, light grey, for 10/ 12/ 15.5 liters 9.41 €

8012344 Bio-lid, light grey, for 10/ 12/ 15.5 liters 16.81 €



### Cox® Box 275 K/800-3

For installation on existing pull-outs. With non-slip inlay mat and fixed complete lid.

- waste capacity 36 (3 x 12) liters
- bucket height 256 mm
- **total height 275 mm**
- **The complete lid can be mounted behind the top front to save space.**

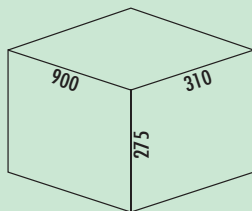
8012476 without bio lid, light grey 187.94 €

8012477 with bio lid, light grey 204.20 €

#### Optional accessories

8012340 Closing-lid, light grey, for 10/ 12/ 15.5 liters 9.41 €

8012344 Bio-lid, light grey, for 10/ 12/ 15.5 liters 16.81 €



### Cox® Box 275 K/900-3

For installation on existing pull-outs. With non-slip inlay mat and fixed complete lid.

- waste 36 (3 x 12) liters
- bucket height 256 mm
- **total height 275 mm**
- **The total lid can be mounted behind the top front to save space.**

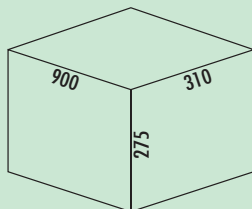
8012478 without bio lid, light grey 195.38 €

8012479 with bio lid, light grey 208.99 €

#### Optional accessories

8012340 Closing-lid, light grey, for 10/ 12/ 15.5 liters 9.41 €

8012344 Bio-lid, light grey, for 10/ 12/ 15.5 liters 16.81 €



### Cox® Box 275 K/900-4

For installation on existing pull-outs. With non-slip inlay mat and fixed complete lid.

- waste capacity 36 (4 x 9) liters
- bucket height 256 mm
- **total height 275 mm**
- **The complete lid can be mounted behind the top front to save space.**

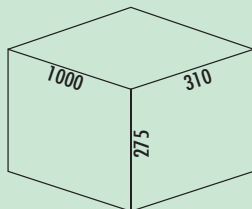

8012480 without bio lid, light grey 217.97 €

8012481 with bio lid, light grey 230.94 €

#### Optional accessories

8012339 Closing-lid, light grey, for 7.5/ 9/ 12 liters 8.74 €

8012343 Bio-lid, light grey, for 7.5/ 9/ 12 liters 16.39 €



### Cox® Box 275 K/1000-4

For installation on existing pull-outs. With non-slip inlay mat and fixed complete lid.

- waste capacity 42 (2 x 12/2 x 9) liters
- bucket height 256 mm
- **total height 275 mm**
- **The complete lid can be mounted behind the top front to save space.**

8012482 without bio lid, light grey 226.59 €

8012483 with bio lid, light grey 246.57 €

#### Optional accessories

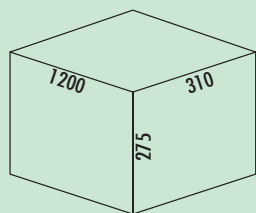
8012339 Closing-lid, light grey, for 7.5/ 9/ 12 liters 8.74 €

8012340 Closing-lid, light grey, for 10/ 12/ 15.5 liters 9.41 €

8012343 Bio-lid, light grey, for 7.5/ 9/ 12 liters 16.39 €

8012344 Bio-lid, light grey, for 10/ 12/ 15.5 liters 16.81 €





### Cox® Box 275 K/1200-5

For installation on existing pull-outs. With non-slip inlay mat and fixed complete lid.

- waste capacity 54 (3 x 12/2 x 9) liters
- bucket height 256 mm
- **total height 275 mm**
- **The complete lid can be mounted behind the top front to save space.**

**8012484** without bio lid, light grey **267.19 €**

**8012485** with bio lid, light grey **276.68 €**

#### Optional accessories

**8012339** Closing-lid, light grey, for 7.5/ 9/ 12 liters **8.74 €**

**8012340** Closing-lid, light grey, for 10/ 12/ 15.5 liters **9.41 €**

**8012343** Bio-lid, light grey, for 7.5/ 9/ 12 liters **16.39 €**

**8012344** Bio-lid, light grey, for 10/ 12/ 15.5 liters **16.81 €**

# SELECTAkit®

## Pull-out technology for existing pull-outs

### Cox® Box 360/350

Cox® Box 360/350 is the sophisticated individual built-in waste collector solution for existing pull-out technology.

- suitable for existing pull-outs from all manufacturers
- individual container-configuration for many applications
- easy installation due to cut-to-size anti-slip mat under the containers
- pull-out\* metal lid can be used as an additional depositing surface, powder-coated
- available for eight cabinet widths and for low container height 326 mm, installation height with metal lid 360/350 mm
- optional single closing lid or bio lid with activated carbon filter


\*with Cox® Box 360



### The Cox® Box convinces due to easy assembly:



1. Measure the bottom of the pull-out and cut anti-slip insert mat to size.



2. Insert anti-slip insert mat.



3. Place the container in the pull-out.




4. Measure the container height and transfer to body.



5. Mount the lid holder on the cabinet sides.



6. Insert the depositing lid into the holder. Finished!

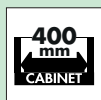
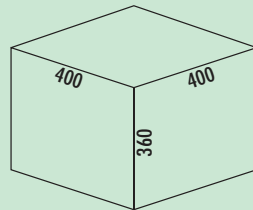


### Cox® Box 360 S

The Cox® Box waste collection system is ideally suited for a multi-part front.

- the height of the entire system is 360 mm
- with non-slip mat, TPE-coated on both sides
- for installation on existing pull-outs
- available with extractable metal lid

Container fitting system/litres					
Cabinet/body	400	400	450	450	600
	12 12	16 8,5	16 16	8,5 10 10	29 16



### Cox® Box 360 S/400-1

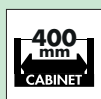
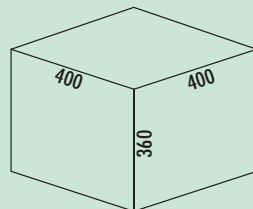
For all standard drawers. With non-slip inlay mat and pull-out complete lid.

- waste capacity 24.5 (1 x 16/1 x 8.5) liters
- bucket height 326 mm
- total height 360 mm
- The complete lid can be mounted behind the top front to save space.

8012407 light grey 149.22 €

#### Optional accessories

8012341 Closing-lid, light grey, for 10/ 12/ 16/ 21 liters 8.74 €



### Cox® Box 360 S/400-2

For all standard drawers. With non-slip inlay mat and pull-out complete lid.

- waste capacity 24 (2 x 12) liters
- bucket height 326 mm
- total height 360 mm
- The complete lid can be mounted behind the top front to save space.

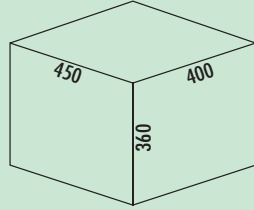
8012408 without bio lid, light grey 154.29 €

8012409 with bio lid, light grey 164.87 €

#### Optional accessories

8012343 Bio-lid, light grey, for 7.5/ 9/ 12 liters 16.39 €

8012339 Closing-lid, light grey, for 7.5/ 9/ 12 liters 8.74 €



### Cox® Box 360 S/450-2

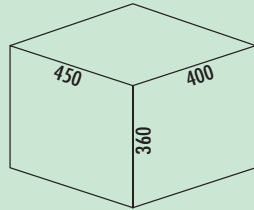
For all standard drawers. With non-slip inlay mat and pull-out complete lid.

- waste capacity 32 (2 x 16) liters
- bucket height 326 mm
- **total height 360 mm**
- **The complete lid can be mounted behind the top front to save space.**

8012412 light grey 155.38 €

#### Optional accessories

8012341 Closing-lid, light grey, for 10/ 12/ 16/ 21 liters 8.74 €



### Cox® Box 360 S/450-3

For all standard drawers. With non-slip inlay mat and pull-out complete lid.

- waste capacity 28.5 (2 x 10/1 x 8.5) liters
- bucket height 326 mm
- **total height 360 mm**
- **The complete lid can be mounted behind the top front to save space.**

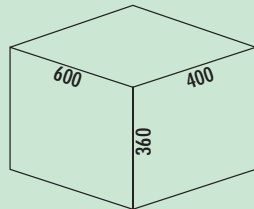
8012410 without bio lid, light grey 171.64 €

8012411 with bio lid, light grey 184.66 €

#### Optional accessories

8012338 Closing-lid, light grey, for 4/ 6/ 7/ 10/ 12.5 liters 5.97 €

8011312 Bio-lid, light grey, for 4/ 6/ 7/ 10/ 12.5 liters 14.79 €



### Cox® Box 360 S/600-2


For all standard drawers. With non-slip inlay mat, top frame for bag attachment and pull-out complete lid.

- waste capacity 45 (1 x 29/1 x 16) liters
- bucket height 326 mm
- **total height 360 mm**
- **The complete lid can be mounted behind the top front to save space.**

8012417 light grey 212.94 €

#### Optional accessories

8012341 Closing-lid, light grey, for 10/ 12/ 16/ 21 liters 8.74 €

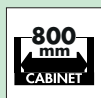
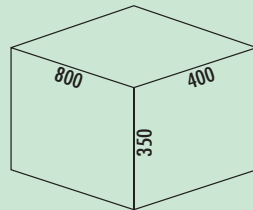


### Cox® Box 350 S

The Cox® Box waste collection system is ideally suited for a multi-part front.

- the height of the entire system is 350 mm
- with non-slip mat, TPE-coated on both sides
- for installation on existing pull-outs
- available with fixed metal lid

		Container fitting system/litres											
Cabinet body	800	1000				1000				1200			
	16 29 16	22 16 16 22	10 16 16 22	10 16 16 22	10 16 22 16 22	10 16 22 16 22							



### Cox® Box 350 S/800-3


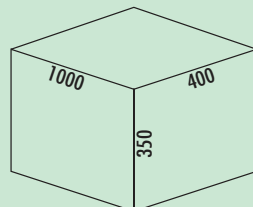
For all standard drawers. With non-slip inlay mat, top frame for bag attachment and fixed complete lid.

- waste capacity 61 (1 x 29/2 x 16) liters
- bucket height 326 mm
- total height 350 mm
- The complete lid can be mounted behind the top front to save space.

8012420 light grey 218.33 €

#### Optional accessories

8012341 Closing-lid, light grey, for 10/ 12/ 16/ 21 liters 8.74 €



### Cox® Box 350 S/1000-4

For all standard drawers. With non-slip inlay mat and fixed complete lid.

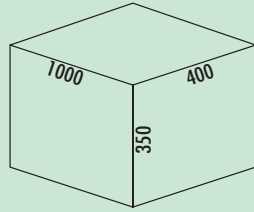
- waste capacity 76 (2 x 22/2 x 16) liters
- bucket height 326 mm
- total height 350 mm
- The total lid can be mounted behind the top front to save space.
- suitable for Cox Work® utensils box (see catalogue 1 pages 154–156/24 EN)

8012426 light grey 234.69 €

#### Optional accessories

8012342 Closing-lid, light grey, for 13/ 16/ 22/ 28 liters 9.41 €

8012341 Closing-lid, light grey, for 10/ 12/ 16/ 21 liters 8.74 €



### Cox® Box 350 S/1000-5

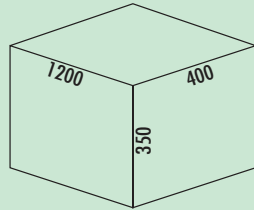
For all standard drawers. With non-slip inlay mat and fixed complete lid.

- waste capacity 74 (1 x 22/2 x 16/2 x 10) liters
- bucket height 326 mm
- **total height 350 mm**
- suitable for Cox Work® utensils box (see catalogue 1 pages 154–156/24 EN)

<b>8012424</b> without bio lid, light grey	<b>249.09 €</b>
<b>8012425</b> with bio lid, light grey	<b>263.67 €</b>

#### Optional accessories

<b>8012342</b> Closing-lid, light grey, for 13/ 16/ 22/ 28 liters	<b>9.41 €</b>
<b>8012341</b> Closing-lid, light grey, for 10/ 12/ 16/ 21 liters	<b>8.74 €</b>
<b>8012338</b> Closing-lid, light grey, for 4/ 6/ 7/ 10/ 12.5 liters	<b>5.97 €</b>
<b>8011312</b> Bio-lid, light grey, for 4/ 6/ 7/ 10/ 12.5 liters	<b>14.79 €</b>



### Cox® Box 350 S/1200-6

For all standard drawers. With non-slip inlay mat and fixed complete lid.

- waste capacity 96 (2 x 22/2 x 16/2 x 10) liters
- bucket height 326 mm
- **total height 350 mm**
- suitable for Cox Work® utensils box (see catalogue 1 pages 154–156/24 EN)

<b>8012427</b> without bio lid, light grey	<b>294.09 €</b>
<b>8012428</b> with bio lid, light grey	<b>307.22 €</b>

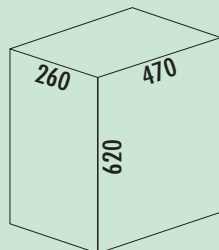
#### Optional accessories

<b>8012342</b> Closing-lid, light grey, for 13/ 16/ 22/ 28 liters	<b>9.41 €</b>
<b>8012341</b> Closing-lid, light grey, for 10/ 12/ 16/ 21 liters	<b>8.74 €</b>
<b>8012338</b> Closing-lid, light grey, for 4/ 6/ 7/ 10/ 12.5 liters	<b>5.97 €</b>
<b>8011312</b> Bio-lid, light grey, for 4/ 6/ 7/ 10/ 12.5 liters	<b>14.79 €</b>



### Cox® Giallo

Cox® Giallo lets the bin bag disappear elegantly and invisibly behind the front. An integrated clamping bracket fixes the bin bag. The collecting tray below the bin bag ensures that, if the worst comes to the worst, no liquids get into the furniture body. The integrated metal lid minimises odours.



### Cox® Giallo

Pullout box frame for the bin bag, for mounting on existing pull-outs.

- for all common pullouts
- waste volume approx. 43 liters
- total height **620 mm**
- metal lid (side wall mounting)
- mounting: pull-out base and front panel
- with removable collecting tray and foldable holding clamp
- **The clear internal width of the pullout must not be less than 180 mm.**

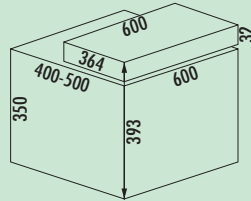


8012378 silver

287.48 €



**X-LINE**

The X-LINE series for existing drawer pull-outs combines practical advantages with space-saving design. The waste separation systems can be quickly installed and are also easy to remove. This makes cleaning as simple as possible. With the adjustable ratchet included, the waste system can be used in all drawers with a depth of 400–500 mm. This ensures that the storage space is optimally utilised, and the system adapts seamlessly to the different widths, heights and depths of the kitchen installations.



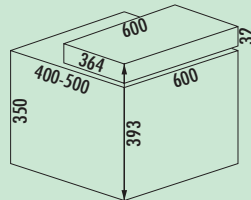
**X-LINE 600/M7 with Basic drawer**

For mounting on existing pull-outs. Drawer with part pull-out on plastic runners.  
 – variable installation depth 366–494 mm  
 – installation height 367 mm  
 – waste volume 50 (1 x 35/1 x 15) liters

**8011295** anthracite **263.53 €**

**Optional accessories**

**8011084** X-LINE Dividing strip, anthracite **37.82 €**




**X-LINE 600/M5 with Basic drawer**

For mounting on existing pull-outs. Drawer with part pull-out on plastic runners.  
 – variable installation depth 366–494 mm  
 – installation height 367 mm  
 – waste volume 48 (1 x 35/1 x 8/1 x 5) liters + two additional containers (1 x 1/1 x 0.5 l)

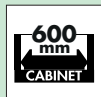
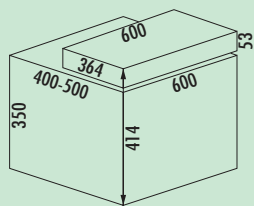
**8011292** anthracite **322.71 €**

**Optional accessories**

**8011084** X-LINE Dividing strip, anthracite **37.82 €**







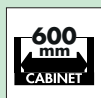
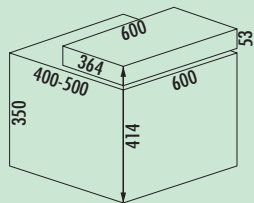
### X-LINE 600/M7 with Premium drawer

For mounting on existing pull-outs. Drawer with full pull-out on ball bearing runners, rotating back panel and two additional bowls (0.9/1.3 l).  
 – variable installation depth 366–494 mm  
 – installation height 367 mm  
 – waste volume 50 (1 x 35/1 x 15) liters

**8011296** anthracite **325.21 €**

#### Optional accessories

**8011084** X-LINE Dividing strip, anthracite **37.82 €**



### X-LINE 600/M5 with Premium drawer

For mounting on existing pull-outs. Drawer with full pull-out on ball bearing runners, rotating back panel and two additional bowls (1.3/1.3 l).  
 – variable installation depth 366–494 mm  
 – installation height 367 mm  
 – waste volume 48 (1 x 35/1 x 8/1 x 5) liters + two additional containers (1 x 1/1 x 0.5 l)

**8011294** anthracite **388.76 €**

#### Optional accessories

**8011084** X-LINE Dividing strip, anthracite **37.82 €**

Waste collectors

# SELECTAkit®

## Pull-out technology for rotating doors

The perfect supplement for functionality and ergonomics



■ Clap	Page 206–208	■ Bio Trio DT	Page 217
Double	Page 209	Kitchen Box	Page 217
Trenta 1	Page 210	Solo	Page 218
Double Shorty 1	Page 211	Tandem 7	Page 218
Trio Shorty	Page 211	Trenta 8/7	Page 219
Double Shorty plus	Page 212	Cleaning agent pullout	
Double 4	Page 212	Carry	Page 220
Trenta 5	Page 212	Tandem 7 K	Page 220
Quarta 1	Page 213	Tandem S	Page 221–222
Double 2	Page 213	Tandem 4/5	Page 222
Trenta 6	Page 213	Easy Cargo	Page 223
Bio Single 30 DT	Page 214	Big Double	Page 223
Big Boy 30	Page 214	Corner Boy	Page 224
Big Boy 40	Page 214	Rondo plus	Page 225–226
Double Master	Page 215	Rondo plus deflector for hoses with shower head	Page 226
Bio Double Master	Page 215	Rolling cart DS	Page 227–229
Trio Master	Page 215	Double Master 2 DS	Page 228
Bio Master	Page 216	Trio Master 3 DS	Page 229
Double Master Maxi 40 DT	Page 216	Double 2 DS	Page 229
Bio Trio Maxi 40 DT	Page 216	Trenta 6 DS	Page 229
Bio Double 30 DT	Page 217		

Suitable for the following front layouts:



Full front

Front panel with one division

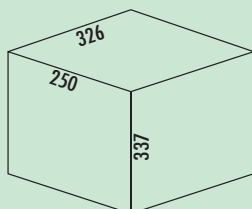
Please check the heights of the product groups.



### Clap

The successful combination of convenience properties in smooth-running design with the optional versatility of waste separation down to fractions makes Clap an all-rounder in its class. Ultimately, its attractiveness is not only defined by its economic construction and design. Corresponding to the Naber product concept "the next generation", all materials employed are fully recyclable.

- fitted with telescopic full pull-out with ball bearings
- sturdy plastic containers for individual separation of recyclable materials
- covering of the body structure may be used for storage of dishwashing paraphernalia
- easy installation due to simple mounting on the cabinet floor

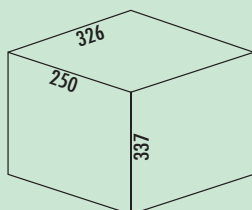


### Clap 1/300-1

- waste capacity 15 liters
- technology: full pull-out
- fitting: cabinet bottom
- **the ideal space saver with an installation height of only 337 mm**

8011450 anthracite

88.07 €



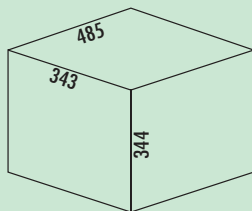
### Clap 1/300-2

- waste capacity 15 (2 x 7.5) liters
- technology: full pull-out
- fitting: cabinet bottom
- **the ideal space saver with an installation height of only 337 mm**

8011451 anthracite

102.44 €



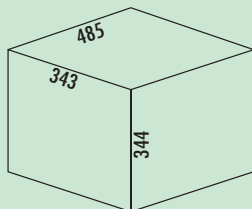


### Clap 2/450-2

- waste capacity 30 (2 x 15) liters
- technology: full pull-out
- fitting: cabinet bottom
- **the ideal space saver with an installation height of only 344 mm**

8011452 anthracite

105.97 €



### Clap 2/450-3

- waste capacity 30 (2 x 7.5/1 x 15) liters
- technology: full pull-out
- fitting: cabinet bottom
- **the ideal space saver with an installation height of only 344 mm**

8011453 anthracite

125.80 €





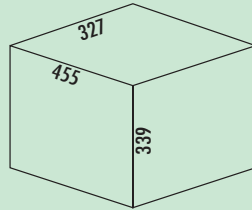
### Clap 3

Space-saving built-in waste collection system with full pull-out technology for rotating doors.

- installation height 339 mm and installation depth 327 mm

Ideally suited for installation with sub-frame appliances, water connections and siphon in the floor cabinet.

- despite its shortness 30 l filling volume
- minimum cabinet width 500 mm
- simple floor mounting

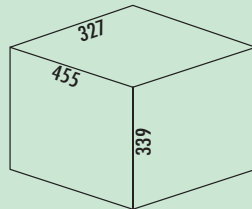


### Clap 3/500-2

- waste capacity 30 (2 x 15) liters
- technology: full pull-out
- fitting: cabinet bottom
- the ideal space saver with an installation height of only 339 mm
- only 327 mm installation depth

8011454 anthracite

114.96 €




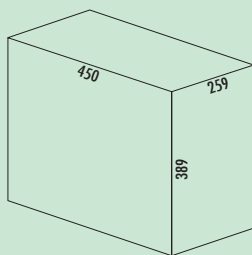
### Clap 3/500-3

- waste capacity 30 (2 x 7.5/1 x 15) liters
- technology: full pull-out
- fitting: cabinet bottom
- the ideal space saver with an installation height of only 339 mm
- only 327 mm installation depth

8011455 anthracite

123.11 €



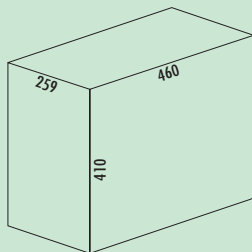


### Double 1

- waste capacity 30 (2 x 15) liters
- technology: partial drawer
- fitting: cabinet bottom

**8011026** anthracite/grey

**96.13 €**

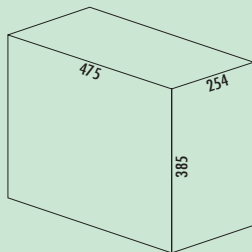


### Double deluxe

- waste capacity 30 (2 x 15) liters
- technology: full pull-out
- fitting: cabinet bottom

**8011012** anthracite

**116.81 €**

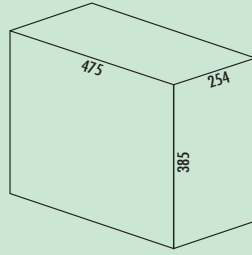


### Double 3

- waste capacity 30 (1 x 20/1 x 10) liters
- technology: full pull-out
- fitting: cabinet bottom

**8011112** aluminium grey

**151.85 €**



### Trenta 1

- waste capacity 30 (3 x 10) liters
- technology: full pull-out
- fitting: cabinet bottom

**8011027** aluminium grey

**143.70 €**

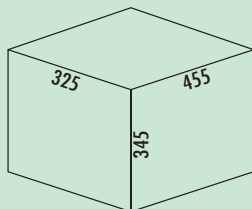






### Double Shorby

- Built-in waste collector with full pull-out technology for rotating doors.
- installation height only 345 mm and installation depth only 325 mm!  
Therefore creates space for siphon, water connections and sub-frame equipment
  - despite the shortness – 30 l capacity
  - minimum cabinet width 500 mm
  - quick and easy floor installation

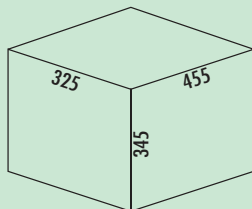


### Double Shorby 1

- waste capacity 30 (2 x 15) liters
- technology: full pull-out
- fitting: cabinet bottom
- **with an installation height of only 345 mm and an installation depth of only 325 mm the ideal space saver**

8011058 aluminium grey

121.26 €

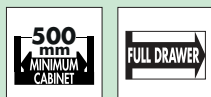


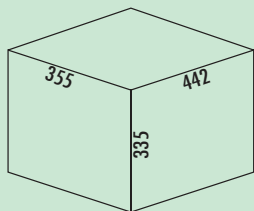
### Trio Shorby

- waste capacity 30 (2 x 7.5/1 x 15) liters
- technology: full pull-out
- fitting: cabinet bottom
- **with an installation height of only 345 mm and an installation depth of only 325 mm the ideal space saver**

8011188 aluminium grey

136.55 €



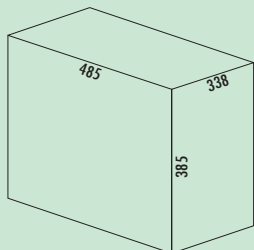


### Double Shorty plus

- waste capacity 30 (2 x 15) liters
- technology: full pull-out
- fitting: cabinet bottom
- **complete with cam for rotating doors**
- **a door opening angle of 110° is required**
- **the ideal space saver with an installation height of only 335 mm**

8011208 anthracite

209.33 €

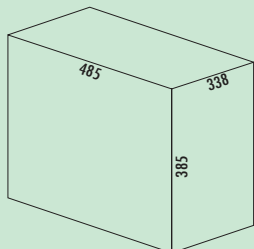


### Double 4

- waste capacity 40 (2 x 20) liters
- technology: full pull-out
- fitting: cabinet bottom

8011115 aluminium grey

175.21 €



### Trenta 5

- waste capacity 40 (2 x 10/1 x 20) liters
- technology: full pull-out
- fitting: cabinet bottom

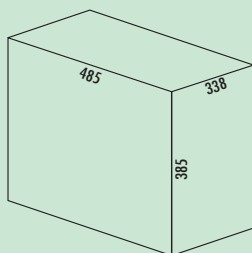

8011113 aluminium grey

178.74 €

#### Optional accessories

8011195 Closing-lid, aluminium grey, for 7, 8, 10 liters

10.92 €



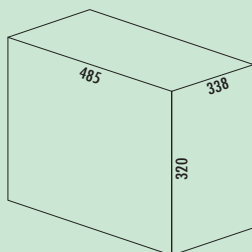
### Quarta 1

- waste capacity 40 (4 x 10) liters
- technology: full pull-out
- fitting: cabinet bottom

8011028 aluminium grey 176.05 €

#### Optional accessories

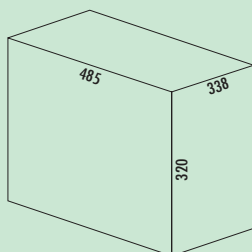
8011195 Closing-lid, aluminium grey, for 7, 8, 10 liters 10.92 €



### Double 2

- waste capacity 32 (2 x 16) liters
- technology: full pull-out
- fitting: cabinet bottom
- **the ideal space saver with an installation height of only 320 mm**

8011111 aluminium grey 138.32 €



### Trenta 6

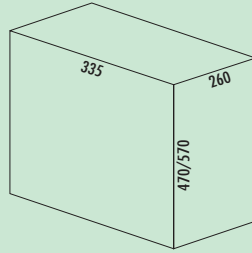
With variably employable exchangeable tie bar.

- waste capacity 32 (2 x 8/1 x 16) liters
- technology: full pull-out
- fitting: cabinet bottom
- **the ideal space saver with an installation height of only 320 mm**

8011116 aluminium grey 151.85 €

#### Optional accessories

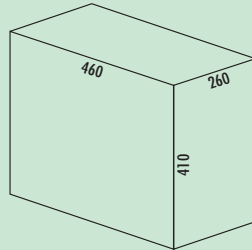
8011195 Closing-lid, aluminium grey, for 7, 8, 10 liters 10.92 €



**Bio Single 30 DT**

- waste capacity 26 or 32 liters
- technology: full pull-out
- frame/guide silver
- complete lid aluminium grey
- fitting: cabinet bottom

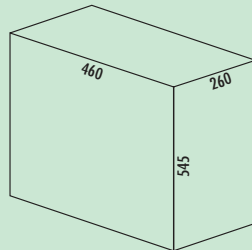
<b>8011010</b> aluminium grey, 26 l, H 470 mm	<b>161.68 €</b>
<b>8011014</b> aluminium grey, 32 l, H 570 mm	<b>167.98 €</b>



**Big Boy 30**

- waste capacity 30 liters
- technology: full pull-out
- frame/guide silver
- complete lid aluminium grey
- fitting: cabinet bottom

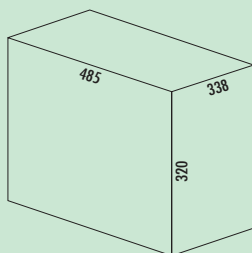
<b>8011044</b> aluminium grey	<b>167.98 €</b>
-------------------------------	-----------------



**Big Boy 40**

- waste capacity 40 liters
- technology: full pull-out
- frame/guide silver
- complete lid aluminium grey
- fitting: cabinet bottom

<b>8011018</b> aluminium grey	<b>177.90 €</b>
-------------------------------	-----------------

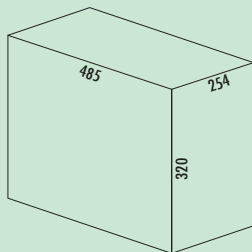


### Double Master

- waste capacity 32 (2 x 16) liters
- technology: full pull-out
- frame/guide silver
- complete lid anthracite
- fitting: cabinet bottom
- **the ideal space saver with an installation height of only 320 mm**

8012086 anthracite

142.86 €

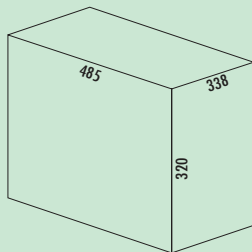


### Bio Double Master

- waste capacity 24 (1 x 16/1 x 8) liters
- technology: full pull-out
- frame/guide silver
- complete lid anthracite
- fitting: cabinet bottom
- **the ideal space saver with an installation height of only 320 mm**

8012075 with bio lid, anthracite

170.67 €



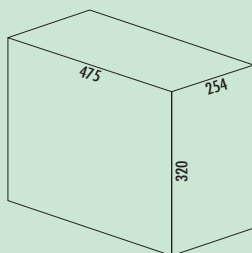
### Trio Master

With variably employable exchangeable tie bar.

- waste capacity 32 (1 x 16/2 x 8) liters
- technology: full pull-out
- frame/guide silver
- complete lid anthracite
- fitting: cabinet bottom
- **the ideal space saver with an installation height of only 320 mm**

8012087 with bio lid, anthracite

170.67 €

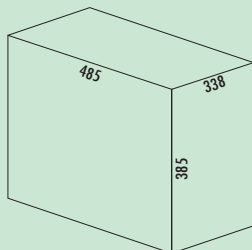


### Bio Master

- waste capacity 24 (3 x 8) liters
- technology: full pull-out
- frame/guide silver
- complete lid anthracite
- fitting: cabinet bottom
- **the ideal space saver with an installation height of only 320 mm**

8012088 with bio lid, anthracite

167.06 €

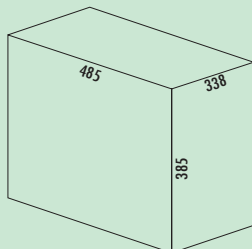


### Double Master Maxi 40 DT

- waste capacity 40 (2 x 20) liters
- technology: full pull-out
- installat. height 38.5 cm
- frame/guide silver
- complete lid anthracite
- fitting: cabinet bottom

8012077 anthracite

196.72 €

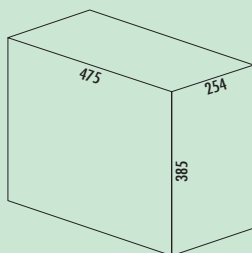


### Bio Trio Maxi 40 DT

- waste capacity 40 (1 x 20/2 x 10) liters
- technology: full pull-out
- installat. height 38.5 cm
- frame/guide silver
- complete lid anthracite
- fitting: cabinet bottom

8012078 anthracite

196.72 €

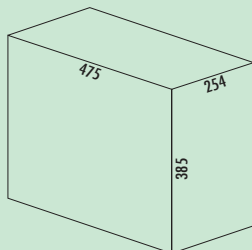


### Bio Double 30 DT

- waste capacity 30 (1 x 20/1 x 10) liters
- technology: full pull-out
- installat. height 38.5 cm
- frame/guide silver
- complete lid anthracite
- fitting: cabinet bottom

**8012074** with bio lid, anthracite

**176.05 €**



### Bio Trio DT

- waste capacity 30 (3 x 10) liters
- technology: full pull-out
- installat. height 38.5 cm
- frame/guide silver
- complete lid anthracite
- fitting: cabinet bottom

**8012089** with bio lid, anthracite

**163.53 €**



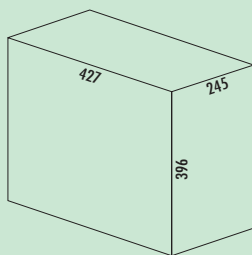
### Kitchen Box

Optimal accessories. Multifunctional container as additional container for attaching to door fronts or placing on the work surface. Universally employable as a bio-waste container or for storing e.g. cleaning utensils.

- 185 x 248 x 185 mm (H x W x D)

**8012001** anthracite

**20.92 €**

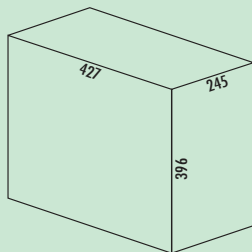


### Solo 3635

- waste capacity 20 liters
- technology: full pull-out
- frame/guide silver
- complete lid graphite grey
- fitting: cabinet bottom

**8011263** graphite grey

**116.81 €**

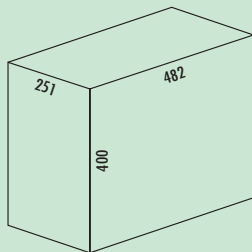


### Solo 3636

- incl. cam
- waste capacity 20 liters
- technology: full pull-out incl. cam
- frame/guide silver
- complete lid graphite grey
- fitting: cabinet bottom

**8011264** graphite grey

**120.42 €**



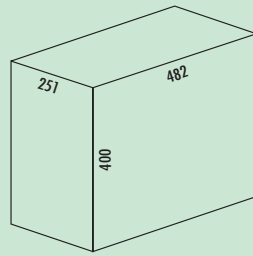
### Tandem 7

- waste capacity 30 (2 x 15) liters
- technology: full pull-out
- fitting: cabinet bottom

**8011067** graphite grey

**154.54 €**



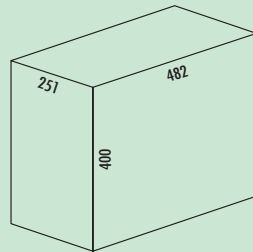


### Trenta 8

- waste capacity 30 (3 x 10) liters
- technology: full pull-out
- fitting: cabinet bottom

8011216 graphite grey

158.07 €

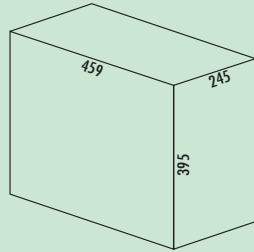


### Trenta 7

- waste capacity 29 (2 x 7/1 x 15) liters
- technology: full pull-out
- fitting: cabinet bottom

8011042 graphite grey

164.37 €



### Cleaning agent pullout Carry

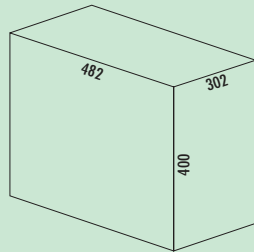
Mobile and flexible pull-out.

- carrying baskets can be clipped onto the pull-out system with self-closing mechanism and attenuation – closes gently and quietly
- With the mobile utensils baskets e.g. cleaning agents can be carried to where you need them.
- simple floor mounting

Also for combination with waste separation systems in cabinets from 600 mm.

8011023 light grey

313.53 €



### Tandem 7 K

- incl. dustpan set
- waste capacity 30 (2 x 15) liters
- technology: full pull-out
- fitting: cabinet bottom

8011034 light grey

211.09 €



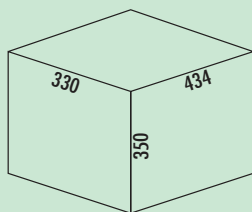



### Tandem S

Built-in waste collector with full pull-out technology for rotating doors, ideal for saving space!

Offers the right model for every requirement:

- for floor cabinets with a width of at least 500 mm
- Ideal space saver with only 350 mm installation height and 330 mm installation depth! Therefore creates space for siphon, water connections and sub-frame equipment.
- quick and easy floor installation

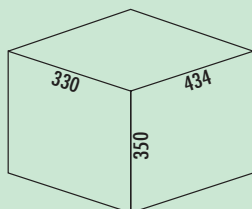


### Tandem S 2

- waste capacity 30 (1 x 12/1 x 18) liters
- technology: full pull-out
- fitting: cabinet bottom
- **the ideal space saver with an installation height of only 350 mm and an installation depth of 330 mm**

8011217 light grey

167.06 €



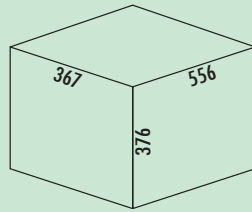
### Tandem S 3

- waste capacity 28 (2 x 8/1 x 12) liters
- technology: full pull-out
- fitting: cabinet bottom
- **incl. cover lid for 8 liters bin**
- **the ideal space saver with an installation height of only 350 mm and an installation depth of 330 mm**

8011218 light grey

176.97 €



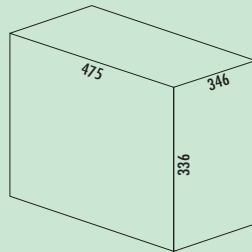


### Tandem S 2 plus

- Complete with cam for rotating doors.
- waste capacity 30 (1 x 18/1 x 12) liters
- technology: full pull-out
- fitting: cabinet bottom/side wall (lid)
- **the ideal space saver with an installation height of only 376 mm**

8011219 light grey

236.22 €

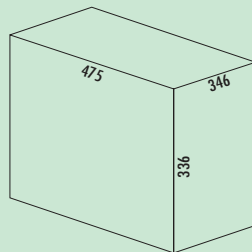


### Tandem 4

- waste capacity 36 (2 x 18) liters
- technology: full pull-out
- fitting: cabinet bottom
- **the ideal space saver with an installation height of only 336 mm**

8011157 light grey

194.96 €

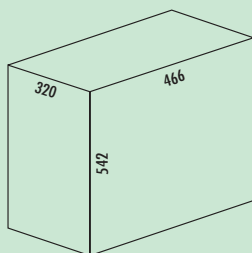


### Tandem 5

- Including closing lid for bio waste container.
- waste capacity 34 (2 x 8/1 x 18) liters
- technology: full pull-out
- fitting: cabinet bottom
- **incl. cover lid for 8 litre bin**
- **the ideal space saver with an installation height of only 336 mm**

8011158 light grey

194.96 €

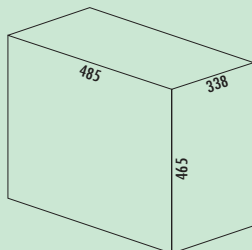


### Easy Cargo 1

- waste capacity 42 liters
- technology: full pull-out
- fitting: cabinet bottom

**8011254** aluminium grey

**257.82 €**



### Big Double

- waste capacity 52 (2 x 26) liters
- technology: full pull-out
- frame/guide aluminium grey
- complete lid aluminium grey
- fitting: cabinet bottom

**8011222** aluminium grey

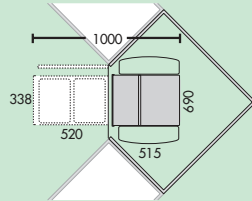
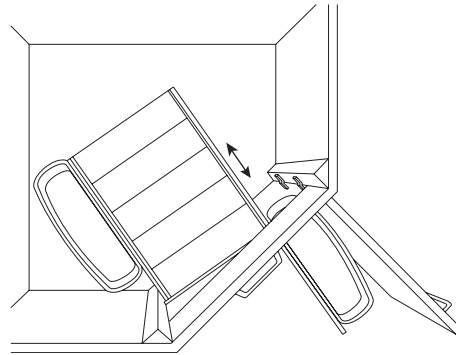
**212.02 €**



### Corner Boy

Advantages:

- two large, detachable, sturdy containers for cleaning agents, with full pull-outs for drawing out
- plastic pans detachable
- simple removal and insertion of the lateral containers possible by swivelling the waste collector



### Corner Boy 2 (for diagonal corner cupboards)

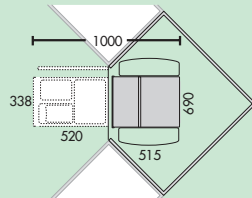
Complete with two plastic pans.

For corner cabinets from 900 x 900 mm.

- waste capacity 32 (2 x 16) liters
- technology: full pull-out/swivelling
- frame/guide silver
- complete lid aluminium grey
- minimum door span 380 mm
- fitting: cabinet bottom/rotatable (22° to each side)
- **the ideal space saver with an installation height of only 335 mm**
- **plastic pans may be drawn out**

8012083 aluminium grey

313.53 €



### Corner Boy 3 (for diagonal corner cupboards)

Complete with bio-lid and two plastic pans.

For corner cabinets from 900 x 900 mm.

- waste capacity 32 (2 x 8/1 x 16) liters
- technology: full pull-out/swivelling
- frame/guide silver
- complete lid aluminium grey
- minimum door span 380 mm
- fitting: cabinet bottom/rotatable (22° to each side)
- **the ideal space saver with an installation height of only 335 mm**
- **plastic pans may be drawn out**

8012084 aluminium grey

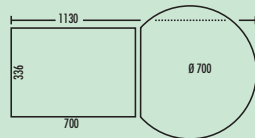
319.83 €





### Rondo plus

- for corner cabinets from 900 x 900 mm
- manual pull-out with handle faceplate
- waste bucket optionally for 2-fold, 3-fold or 4-fold separation
- additional lid with handle recess against bothersome odours for one 8 liter organic waste bucket
- telescopic rails on ball bearings glide very easily and ensure full pull-out of the waste bucket
- pans for paraphernalia, for instance for cleaning paraphernalia, the pans may easily be removed for cleaning
- metal parts with high-quality finish



### Rondo 1 plus

For corner cabinets from 900 x 900 mm.

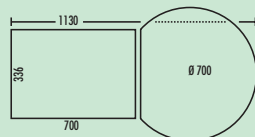
- waste capacity 36 (2 x 18) liters

**Extra equipment:**

- multi-functional bucket (12 liters) with perforated lid
- 2 pans for paraphernalia
- complete lid with depositing surface
- technology: full pull-out/rotatable
- fitting: cabinet bottom/360° rotatable
- the ideal space saver with an installation height of only 351 mm

8011161 light grey

371.01 €



### Rondo 2 plus

For corner cabinets from 900 x 900 mm.

- waste capacity: 34 (1 x 18/2 x 8) liters

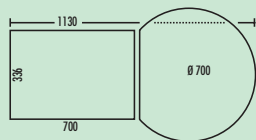
**Extra equipment:**

- multi-functional bucket (12 litres) with perforated lid
- 2 pans for paraphernalia
- complete lid with depositing surface
- technology: full pull-out, rotatable
- fitting: cabinet bottom, 360° rotatable
- the ideal space saver with an installation height of only 351 mm

8011162 light grey

381.76 €





### Rondo 3 plus

For corner cabinets from 900 x 900 mm.

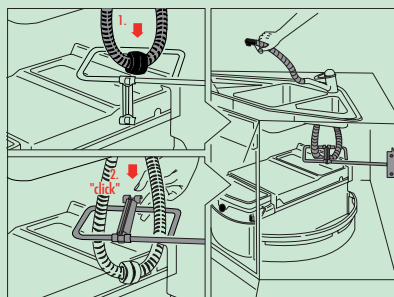
– waste capacity 32 (4 x 8) liters

**Extra equipment:**

- multi-functional bucket (12 liters) with perforated lid
- 2 pans for paraphernalia
- complete lid with depositing surface
- technology: full pull-out/rotatable
- fitting: cabinet bottom/360° rotatable
- the ideal space saver with an installation height of only 351 mm

8011163 light grey

397.06 €



### Rondo plus deflector for hoses with shower head

For all common hose fittings with shower head.

- easy installation by screwing to the floor cupboard
- forced routing of the hose in the remaining free spaces, right, left, rear, top
- installed appliances are not impaired in their function
- metal yoke, powder coated with epoxy resin
- optimal accessory for Rondo plus

8011175 white

19.83 €



# SELECTAkit®

## Corner solutions



### Rolling cart DS

#### Optimum utilisation of space down to the last corner

"How can I use the corners?" is a question some kitchen planners may ask. Especially when every centimetre is precious. You can achieve optimum space usage down to the last corner by employing the rolling cart DS for all rotating door built-in waste collectors and separating systems (see next page). Using the cart, which may be moved all the way back, the spaces to the sides of the waste collector remain accessible and may be used as storage space for cleaning paraphernalia and other items.



#### Pulled-out position

Pulled-out all the way to the front, the waste collector can be comfortably filled from above.





#### Parking position

The waste collector takes up very little space in parking position. From this basic position, it may be slid to the front as well as, after shortly lifting it, to the back.



#### Resting position

Lifting the waste collector releases the lock of the rolling cart. Now, it may be pushed all the way back. The lateral storage spaces are therefore easily accessible.



### Rolling cart DS

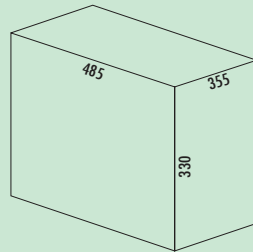
Installation in diagonal corner cabinets with a door span of at least 355 mm.

Also suitable for cabinets underneath sinks.

- 55 x 355 x 410/606 mm (H x W x D)
- sturdy, powder-coated steel plate

8011134 white 75.46 €

8011136 aluminium grey 75.46 €



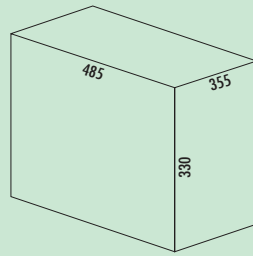
### Double Master 2 DS

Including rolling cart DS.

- waste capacity 32 (2 x 16) liters
- technology: full pull-out
- frame/guide silver
- complete lid anthracite
- the ideal space saver with an installation height of only 330 mm

8010186 anthracite 205.77 €



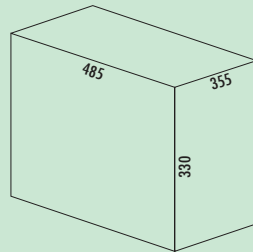


### Trio Master 3 DS

- Complete with bio-lid. incl. rolling cart DS.
- waste capacity 32 (2 x 8/1 x 16) liters
  - technology: full pull-out
  - frame/guide silver
  - complete lid anthracite
  - **the ideal space saver with an installation height of only 330 mm**

8010187 anthracite

237.52 €


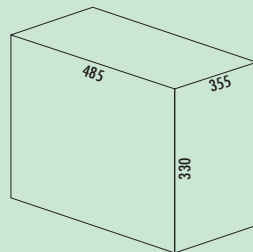


### Double 2 DS

- Including rolling cart DS.
- waste capacity 32 (2 x 16) liters
  - technology: full pull-out
  - fitting: cabinet bottom
  - **the ideal space saver with an installation height of only 330 mm**

8010111 aluminium grey

197.21 €



### Trenta 6 DS

- Including rolling cart DS.
- waste capacity 32 (2 x 8/1 x 16) liters
  - technology: full pull-out
  - fitting: cabinet bottom
  - **the ideal space saver with an installation height of only 330 mm**

8010116 aluminium grey

209.13 €

#### Optional accessories

8011195 Closing-lid, aluminium grey, for 7, 8, 10 liters

10.92 €

Waste collectors

# SELECTAkit®

## Swivel technology for rotating doors

The technology of  
shorter distances



■ Cabbì® junior	Page 232–233
Cabbì®	Page 234–235
Cox® Beep	Page 236
Müllex Single 35	Page 237
Müllex Euro Flexx	Page 237
Vario	Page 237–238
Öko	Page 239
Uno	Page 239
Duo	Page 239

Suitable for the following  
front layouts:



Full front



Front panel  
with one  
division

Please check the heights of the product  
groups.

# SELECTAkit®


## Swivel technology for rotating doors

### Cabbi® & Cabbi® junior

An intelligent solution with easy handling for collecting organic waste without bothersome odours. A tightly fitting bio-lid with detachable perforated cartridge, which is fitted with an activated charcoal polyester fleece as odour filter.

Overall, the Cabbi® concept is convincing due to its extraordinary quality and a large variety of performance characteristics:

- very sturdy carrying axle construction
- may be easily installed
- optimum use of space
- easy-action cam
- lid with raising/lowering technology
- easy access to the floor cupboard
- clamping strips ensure fixed position
- environmentally compatible basic materials
- convenient wire basket as accessory
- tightly fitting bio-lid



### Cabbi® & Cabbi® junior are easily installed:




1. Assemble rotating support and pipe support bracket.




2. Complete and insert rotating rods.



3. Install cam.



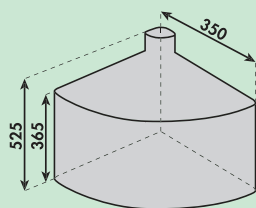
4. Install basket in rotating bar.



5. Clip lid on.



6. Insert containers.

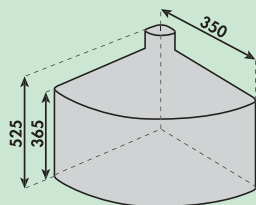


### Cabbi® junior 1

- waste capacity 18 liters
- technology: swivel technology
- fitting: cabinet bottom/-wall

8013200 anthracite

121.85 €

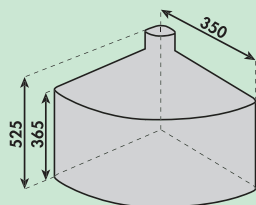


### Cabbi® junior 2

- waste capacity 18 (2 x 9) liters
- technology: swivel technology
- fitting: cabinet bottom/-wall

8013201 anthracite

121.85 €



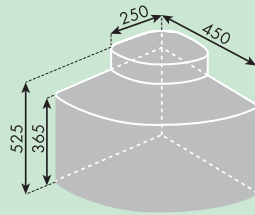
### Cabbi® junior 2 plus

Complete with bio-lid and 4 activated charcoal filters (about one year's supply).

- waste capacity 18 (2 x 9) liters
- technology: swivel technology
- fitting: cabinet bottom/-wall

8013202 anthracite

131.67 €

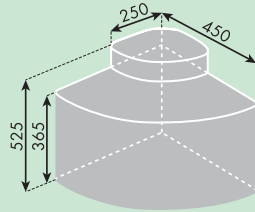


**Cabbi® 3**

- waste capacity 39 (1 x 18/1 x 9/1 x 12) liters
- technology: swivel technology
- fitting: cabinet bottom/-wall

8013171 anthracite

208.40 €



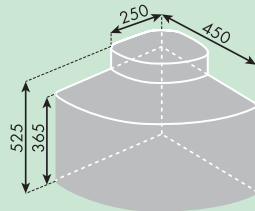
**Cabbi® 3 plus**

Complete with bio-lid and 4 activated charcoal filters (about one year's supply).

- waste capacity 39 (1 x 18/1 x 9/1 x 12) liters
- technology: swivel technology
- fitting: cabinet bottom/-wall

8013173 anthracite

211.30 €



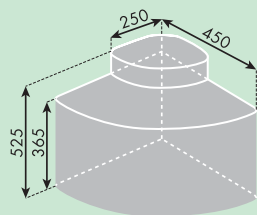
**Cabbi® 4**

- waste capacity 39 (3 x 9/1 x 12) liters
- technology: swivel technology
- fitting: cabinet bottom/-wall

8013170 anthracite

208.40 €





### Cabbi® 4 plus

Complete with bio-lid and 4 activated charcoal filters (about one year's supply).  
 – waste capacity 39 (3 x 9/1 x 12) liters  
 – technology: swivel technology  
 – fitting: cabinet bottom/-wall

**8013172** anthracite **211.30 €**

### Cabbi® bio-lid

Optimal accessories for Cabbi® junior 2, Cabbi® 3 and Cabbi® 4. Including 4 activated charcoal filters (assumed annual requirement).

**8011177** for 9 liters **16.39 €**

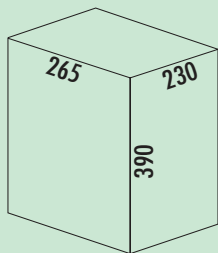


### Bio-filter retrofitting set

Replacement. For Cabbi® junior 2 plus, Cabbi® 3 plus, Cabbi® 4 plus, Cox® Base 360 S/400-2, Cox® Base 360 S/500-3, Cox® Base 360 S/600-3, Cox® Base 360 S/600-4, Cox® Base 360 K, Cox® Base 360 S/900-4, Stand-UP and Cox® Box.  
 Consisting of 4 activated charcoal filters (assumed annual requirement).

**8011178** black **7.39 €**





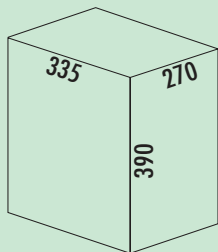
COX®beep

### Cox® Beep 400

- waste volume 10 liters
- technology: swivel technology
- lid plastic
- assembly: cabinet bottom/wall
- The cam is attached to the back of the door and is suitable for both frame and panel door mounting.
- can be used right/left

**8013002** light grey, H 390 mm, 10 liters

**63.28 €**



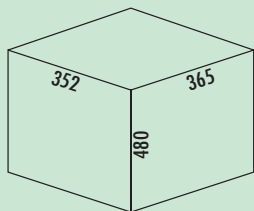
COX®beep

### Cox® Beep 450

- waste volume 15.5 liters
- technology: swivel technology
- lid plastic
- assembly: cabinet bottom/wall
- The cam is attached to the back of the door and is suitable for both frame and panel door mounting.
- can be used right/left

**8013004** light grey, H 390 mm, 15.5 liters

**72.10 €**



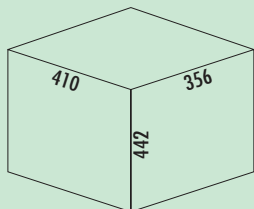
### Müllex Single 35

For a lot of rubbish in little space. Container for 35 l standard bags. Bin bag roll and pan, wiper, etc. can be stored practically on the lid. Holding rack with draw hook for swinging out – without straining the hinge fittings.

- waste capacity 35 liters
- technology: full drawer
- complete lid black
- fitting: cabinet bottom and front panel
- max. cabinet width 600 mm

**8011020** black

**129.41 €**

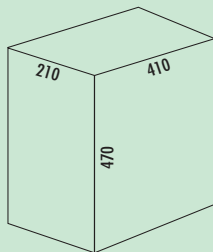


### Müllex Euro Flex

- waste capacity 35 liters
- waste container for 35-l- and 17-l-bags
- technology: swivel technology
- lid with storage recess
- arresting hook prevents strain on the hinges
- fitting cabinet wall, can be mounted left or right

**8011030** anthracite

**155.46 €**



### Vario 1

- waste capacity 19 liters
- technology: swivel technology
- fitting: cabinet wall

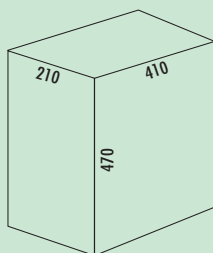
**8011226** aluminium grey

**87.14 €**

#### Optional accessories

**8011016** Bio Boy with separating wall, grey, 5 liters

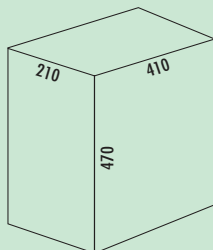
**21.60 €**



### Vario 1 plus

- waste capacity 19 liters incl. 5 l Bio Boy
- technology: swivel technology
- fitting: cabinet wall

<b>8011227</b> aluminium grey	<b>101.51 €</b>
-------------------------------	-----------------



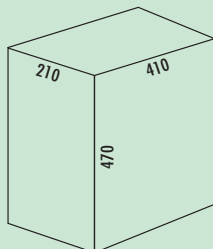
### Vario 4

- waste capacity 19 liters
- technology: swivel technology
- fitting: cabinet wall

<b>8011085</b> stainless steel	<b>138.32 €</b>
--------------------------------	-----------------

#### Optional accessories

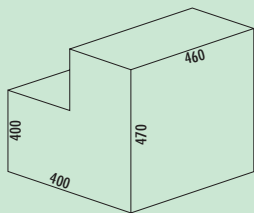
<b>8011016</b> Bio Boy with separating wall, grey, 5 liters	<b>21.60 €</b>
---	----------------



### Vario 4 plus

- waste capacity 19 liters incl. 5 l Bio Boy
- technology: swivel technology
- fitting: cabinet wall

<b>8011087</b> stainless steel	<b>150.92 €</b>
--------------------------------	-----------------



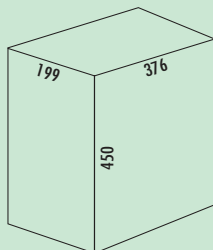
### Öko 1

- waste capacity 29 (1 x 19/1 x 10) liters
- technology: swivel technology
- fitting: cabinet wall

**8011088** aluminium grey **160.84 €**

#### Optional accessories

**8011016** Bio Boy with separating wall, grey, 5 liters **21.60 €**

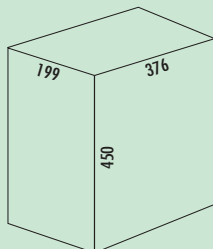


### Uno 3418

- waste capacity 18 liters
- technology: swivel technology
- fitting: cabinet wall

**8011265** white **98.82 €**

**8011267** stainless steel **116.81 €**



### Duo 3416

- waste capacity 16 (2 x 8) liters
- technology: swivel technology
- fitting: cabinet wall

**8011268** white **100.59 €**

**8011270** stainless steel **118.57 €**

Waste collectors

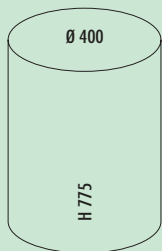
# SELECTAkit®

## Free-standing containers/waste disposal units

Extremely practical and shapely




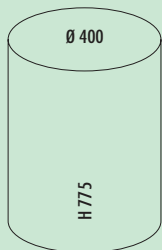
■ Kickboy	Page 242
Pushboy	Page 242
Beta	Page 242
Alpha	Page 243
Dassa	Page 243
Evolution 100	Page 244
Model 56	Page 244



### Kickboy

Classic design supplemented by the practical pedal, which opens the flap. Body in high-grade steel sheet, flap stainless steel, insert metal.  
— waste capacity 40 liters

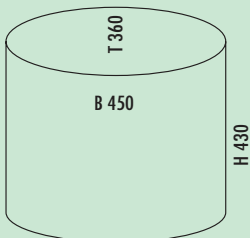
8012063	red	271.26 €
8012064	nickel silver	271.26 €
8012066	almond	271.26 €



### Pushboy

This classic item is not easily left in a corner.  
— waste capacity 50 liters

8012042	nickel silver	256.05 €
8012041	red	256.05 €
8012133	almond	256.05 €

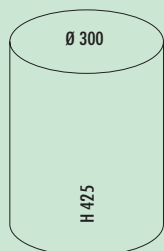


### Beta

Double waste collector with two inserts. Body made of powder-coated sheet steel and plastic insert. Lid, ring and pedal made of plastic. Perfectly shaped.  
— D 360 mm  
— waste capacity 30 (2 x 15) liters

8011080	silver	127.56 €
---------	--------	----------

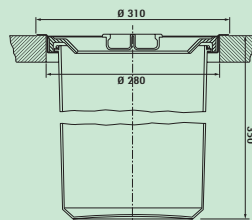




### Alpha

Pedal waste collector. Body and lid made of powder-coated sheet steel. Plastic insert, sturdy plastic bottom ring and plastic pedal.  
— waste capacity 13 liters

**8012150** nickel silver **75.80 €**



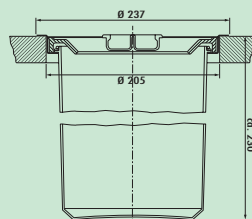
### Dassa 2

Quick and handy – installed directly in the working surface.

Also suitable for flush installation.

- installation dimension Ø 280 mm
- outside Ø 310 mm
- waste capacity 13 liters

**8011059** stainless steel with plastic insert **206.64 €**



### Dassa 4

Quick and handy – installed directly in the working surface.

Also suitable for flush installation.

- installation dimension Ø 205 mm
- outside Ø 237 mm
- waste capacity 5 liters

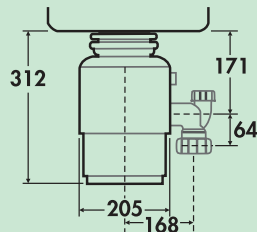
**8011031** stainless steel with plastic insert **127.56 €**

**8011032** stainless steel with aluminium insert **167.98 €**



### Waste disposal units

- Simple, time-saving cleaning: Food residue is flushed right down the drain with the wastewater.
- Safe and simple operation: have cold water flowing, switch on the device and throw leftovers down the plughole. The disposal device liquefies the leftovers (without knives and blades), which are pressed to the grinding surface of the outside wall by centrifugal force and disintegrated into minute parts by the pressure.
- The disposal device frees the waste bucket of kitchen waste causing disagreeable odours and smeary food residues.
- Disposal of almost all kitchen waste: Even hard bones cannot damage this sturdy device.
- Maintenance-free and self-cleaning: High quality stainless steel and other durable materials. The high-performance motor was developed especially for this disposal device. The disposal device cleans itself through regular use and does not require any chemical cleaning agents.
- **Before installing the waste disposal unit, please contact the competent authorities for information on the regional legal regulations!**



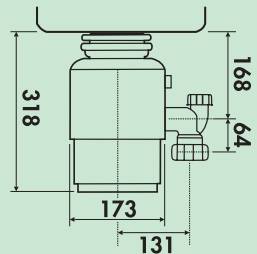
### Evolution 100

The kitchen waste disposal device may be continuously filled. Automatic change of rotational direction to extend the service life and for trouble-free use. Stainless steel grinding chamber 1 l, low-noise, with enclosed air break switch in chrome and brushed nickel, 2-way grinding process, overload switch with manual reset switch, splash-proof, GS connection, motor with 0.7 hp. Suitable for 3½" drains. **Before installing the waste disposal unit, please contact the competent authorities for information on the regional legal regulations!**

- Ø 205 mm
- weight 8.8 kg
- 40 % quieter than standard
- drill Ø for air switch 35 mm
- 520 watt, 1,400 rpm

8012031 anthracite, H 312 mm

1373.95 €



### Model 56

Kitchen waste disposer with single-stage grinding technology, can be filled continuously. Food residues are crushed into small particles and washed away in seconds. Durable and compact built-in household solution under the sink, without loss of valuable storage space. Quick Lock® mounting system for quick and easy installation. Motor with 0.55 hp, stainless steel grinding elements and integrated air switch in chrome and brushed nickel. Overload protection. Suitable for 3½" drains. **Before installing the waste disposal unit, please contact the competent authorities for information on the regional legal regulations!**

- Ø 173 mm
- weight 7.2 kg
- capacity of the grinding chamber 980 ml
- connection to the drain pipe 40 mm
- drill Ø for air switch 35 mm
- 380 watt, 1725 rpm

8012034 anthracite, H 318 mm

862.18 €

LUMICA®


Lighting  
technology



Innovation

Lighting  
technology

**Naber**<sup>®</sup>  
...inspires!





Lighting flexibility is in demand! The kitchen is opening up to the living room, individual ambient lighting design is increasingly replacing the basic lighting that was previously focused on the seating and working areas.

And what's more: smart, "intelligent light" adds lighting scenarios to your home and conjures up just the atmosphere you want. There are many options for immersing the currently active area of a room in exactly the right light. A simple press of a button switches from perfect illumination of the work surface when cooking to atmospheric table lighting for dining and entertainment, then to spot-on bright light for reading, work, play or hobbies. Or to unobtrusive background atmosphere for a relaxing TV evening.

Lighting features such as base and handle strip lighting also cast many things in the right light. What might look drab and ordinary without them suddenly acquires character and colour. In perfect interplay, such lighting creates either stimulation or relaxation, accentuates lines of vision or directs attention to decorations. With LUMICA®, the kitchen living space becomes highly individual.

# LUMICA® Lighting technology

The time is ripe for  
smart light



- LIC** LUMICA®  
LIC LED system  
Light scenarios  
conjure atmospheres Page 257–294
- LUMICA®  
Lamps mounted from below  
and niche lighting  
The light of today Page 295–314
- LUMICA®  
Built-in and surface mounted lamps  
Perfect lighting efficiency  
in the smallest of spaces Page 315–330
- LUMICA®  
Lit glass shelves  
Elegantly illuminated  
glass shelves Page 331–338
- LUMICA®  
Flex Stripes and base lamps  
Lighting features  
of a special kind Page 339–358
- LUMICA®  
Surface mounted lamps  
Lighting is  
unobtrusively present Page 359–378
- LUMICA®  
Pendant, ceiling, unit top, island lights  
Lighting ideas  
that go beyond the norm Page 379–396
- LUMICA®  
Switching units  
Intelligent switching Page 397–400

# LUMICA® LIC LED system

## Overview of lamps

The LIC system offers numerous individual lighting ideas for the kitchen, living rooms and office for lighting design in and on furniture. Attractive matching pendant lights round off the LIC system.



All LIC LED lights bear the LIC system symbol: they can be combined and controlled via the converters and function modules, or operated as individual lights.

### Lamps mounted from below, niche lighting



Pages  
271, 272, 273, 274



**Pure**  
colour change LED



**Hull**  
colour change LED



**Stretto**  
colour change LED



**Livello**  
colour change LED

### Built-in, surface mounted lamps



Pages  
275, 276, 277



**Riflettore**  
colour change LED



**Anelli**  
colour change LED



**Nova Plus**  
colour change LED

### Lit glass shelves



Pages  
278, 279



**Duo**  
colour change LED



**Lista 50**  
colour change LED

### Flex Stripes, base lighting



Pages  
280, 281, 282,  
284, 285, 286



**Prova**  
colour change LED



**Light profile**  
colour change LED



**Manubrio**  
colour change LED



**LED Flex Stripe**  
colour change



**Calamaro LED Flex Stripes**  
colour change



**Cosi**  
colour change LED

# LUMICA® LIC LED system

## Overview of lamps

### Surface mounted lamps

Pages  
287, 288, 289



Ricol  
colour change LED



Vidula  
colour change LED



Pertura  
colour change LED

### Pendant, ceiling, unit top, island lights

Pages  
290, 291, 292



Nose  
colour change LED



Guidance  
colour change LED



Asta  
colour change LED

### Shelving system, rail system

Pages  
293, 294



Cubo rear panel  
lighting set



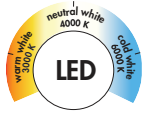
Liente colour change  
LED wall shelf

LIC

Lighting  
technology

# LUMICA® LED

## Overview of lamps



All Naber lights with this symbol provide the option to adjust light colour and brightness individually.

### Lamps mounted from below, niche lighting

**K-Pad LED**



Page 296

**Vetro LED**



Page 297

**Livello LED**



Page 298

**AstraLED SE aluminium coloured**



Page 299

**AstraLED SE black matt**



Page 300

**AstraLED SE white**



Page 301

**AstraLED**



Page 302

**Forato LED aluminium coloured**



Page 303

**Forato LED black matt**



Page 304

**Stretto LED**



Page 305

**Grosso LED**



Page 306

**Pure colour change LED**



Page 307

**Hull colour change LED**



Page 308–309

**Intorno L colour change LED**



Page 310

**Stretto colour change LED**



Page 311–312

**Livello colour change LED**



Page 313



# LUMICA® LED

## Overview of lamps

### Built-in, surface mounted lamps

Slash LED



Page 316

Slash E LED



Page 317

Need LED



Page 318

Anelli LED  
stainless steel col.




Page 319

Anelli LED  
black matt



Page 320

LED Platine



Page 321

Kronos  
colour change LED



Page 322

Unika 1-4  
colour change LED



Page 323-325

Nova Plus  
colour change LED



Page 326-327

Riflettore  
colour change LED



Page 328



Anelli  
colour change LED



Page 329-330



### Lit glass shelves

Lista 30 LED



Page 332

Lista 50  
colour change LED



Page 333-334

Duo  
colour change LED



Page 335-336

Liente col. change  
LED wall shelf



Page 337-338

### Flex Stripes, base lighting

LED Flex Stripes



Page 340-341

LED Flex Stripes  
colour change



Page 342-343

Calamaro LED  
Flex Stripes  
colour change



Page 344-345

# LUMICA® LED

## Overview of lamps

### Flex Stripes, base lighting

**LED Flex Stripes RGB**



Page 346–347

**Cosi colour change LED**



Page 350–351

**Manubrio colour change LED**



Page 356–357

**Calamaro LED Flex Stripes**



Page 348

**Light profile LED colour change LED**



Page 352–353

**Light profile LED**



Page 349

**Prova colour change LED**



Page 354–355

### Surface mounted lamps

**Lungo LED stainless steel col.**



Page 360

**Lily Neo LED**



Page 363

**Melon LED**



Page 367

**Ricol colour change LED**



Page 370

**Derby colour change LED**



Page 375

**Lungo LED black matt**



Page 361

**Feel LED**



Page 364–365

**Effekt profile LED**



Page 368

**Vidula colour change LED**



Page 371–372

**Lupo LED**



Page 376–377

**Dentro LED**



Page 362

**Giro-S LED**



Page 366

**Ricol LED**



Page 369

**Pertura colour change LED**



Page 373–374

# LUMICA® LED

## Overview of lamps

### Pendant, ceiling, unit top, island lights

**Asta LED**



Page 380

**Guidance  
colour change LED**



Page 381

**Asta  
colour change LED**



Page 382

**Slim LED**



Page 383

**Plate 1R LED**



Page 384

**Plate 3R LED**



Page 385

**Plate 3 LED**



Page 386

**Plate 4 LED**



Page 387

**Cingue LED**



Page 388

**Zito LED**



Page 389

**Plafoniera  
colour change LED**



Page 390

**Copertina LED**



Page 391

**Copertina  
round LED**



Page 392

**EXO LED**



Page 393

**Nova Plus  
colour change LED**



Page 394–395

**Nose  
colour change LED**



Page 396

# LUMICA®

## LED Lights

### Test and protection class symbols

The test and protection class symbols in the catalogue, on items and instructions confirm compliance with the standards of the equipment safety law.



Lamps, approved for installation in and on furniture made of any materials.



Lamps, approved for installation in and on furniture made of any materials.



The GS safety mark is a mark recognized in the EU area for electrical appliances ready for use.

**Protection class 1**



Lamps with protective earthing connection, connection to the mains protective conductor is essential.

**Protection class 2**



Lamps with additional insulation, no connection to the mains protective conductor is required.

**Protection class 3**



Lamps for connection to protection low voltage.

# LUMICA®

## LED Lights



### Modern and efficient lighting technology

The right light is a matter of good planning. With modern lighting technology it is becoming increasingly easy to illuminate each room individually. And even to set up separate lighting scenarios for individual room areas or individual activities.

The most important aspect here is **LED light** (= light from Light Emitting Diodes). LED light has undergone an incredible development in recent years. Two factors were especially decisive here: on the one hand, the far greater cost-efficiency as against conventional light sources, and on the other, precise technology which makes it possible to generate different light qualities that are perceived as both bright and pleasant. LED light also has further significant advantages.

Naber **LUMICA® lighting technology** is the ideal platform for using LED light. LUMICA® offers a wide range of LED lights that leave nothing to be desired in terms of design and functionality and can be used to install all desired individual lighting scenarios in the living and kitchen area in a future-proof manner. The most advanced modular plug-and-play technology guarantees the safe and trouble-free connection of all components.

**Increased luminosity and lower power consumption:** the luminosity of LED light is measured in lumens (lm). The number of lumens indicates how much light is emitted from the light source in all directions. Modern LED lighting systems offer higher luminosity than previous light sources. The power consumption measured in **watts (W)** is considerably lower in LED lamps.

#### Advantages

Safety, as light emitting diodes work at low voltage

Direct and precise light distribution

Higher luminosity than previous illuminants

Lower power consumption – less CO<sub>2</sub> emission

Significantly reduced heat of the illuminant

Illuminated objects are not heated up

Clean light without IR and UV components

Longer burn time than other illuminants

#### Cost-efficiency

##### Power consumption



Light bulb

LED (ca.)

100 W

18 W

75 W

13 W

60 W

10 W

40 W

6 W

25 W

4 W

##### Illuminant life

1,000  
hrs. (ca.)

30,000  
hrs. (ca.)

# LUMICA®

## Colour change LED



### Creating lighting moods

Apart from its brightness, white light is not always the same. The colour effect of white light can also be very different.

We generally differentiate between **cold white, neutral white and warm white**. This colour difference is referred to as colour temperature and is expressed in **Kelvin (K)**. The colour temperature **3000 K** stands for a warm light colour, whereas **6000 K** stands for a cold colour similar to daylight.


In contrast to all other light sources on the market, LED lights can generate almost any colour temperature (or "light colour"). This makes it possible to create different lighting scenarios between warm white, neutral white and cold white.

The deliberate controlled change of the "light colour" produces a wide range of possibilities for generating lighting moods: "smart" or "intelligent" light creates atmospheres and, for precisely this reason, is becoming a fundamentally important component in the planning of sophisticated living kitchens.


**Cold white light** is particularly suitable for the bright, stimulating illumination of the working position.



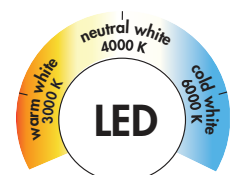
**Neutral white light** creates a more matter-of-fact mood.



**Warm white light** is experienced as cosy, comfortable and reassuring.



All Naber lights with this symbol provide the option to adjust light colour and brightness individually.



# LUMICA®

## LIC LED system

Light scenarios  
conjure atmospheres



<b>LIC</b> FW functional converter	Page 268
1-/4 channel colour change remote control	Page 268
LIC Home Base Modul	Page 269
Emotion IR sensor/ door contact sensor	Page 269
Motion switch	Page 269
Branco radio remote control	Page 269
Function module 3	Page 270
230 volt connecting line	Page 270
Distributore 6-fold	Page 270
LED Adapter cable	Page 270
Pure colour change LED	Page 271
Hull colour change LED	Page 272
Stretto colour change LED	Page 273
Livello colour change LED	Page 274
Riflettore colour change LED	Page 275
Anelli colour change LED	Page 276
Nova Plus colour change LED	Page 277
Duo colour change LED	Page 278
Lista 50 colour change LED	Page 279

<b>LIC</b> Prova colour change LED	Page 280
Light profile	
colour change LED	Page 281
Manubrio colour change LED	Page 282
LED Flex Stripes	
colour change	Page 284
Calamaro LED Flex	
Stripes colour change	Page 285
Cosi colour change LED	Page 286
Ricol colour change LED	Page 287
Vidula colour change LED	Page 288
Pertura colour change LED	Page 289
Nose colour change LED	Page 290
Guidance	
colour change LED	Page 291
Asta colour change LED	Page 292
Cubo complete sets	Page 293
Cubo rear panel lighting set	Page 293
Liente colour change LED wall shelf	Page 294

# LUMICA®

## LIC LED system

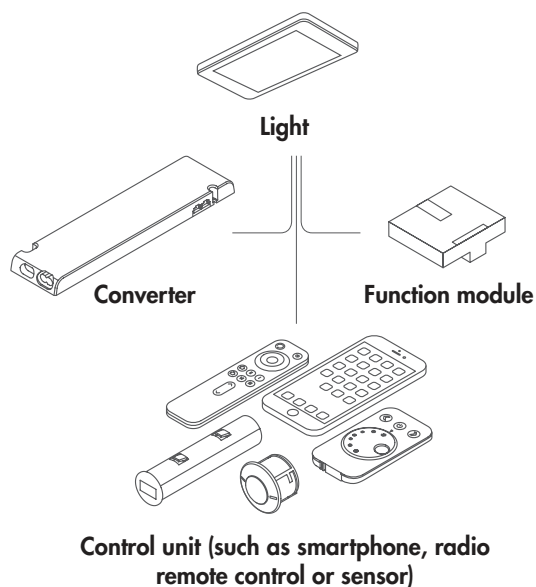
Smart light –  
skilfully staged!

**Design light simply as you wish –  
fast, inviting, clever**

The **LIC LED system** from Naber offers a wide range of options for implementing individual lighting concepts in the kitchen and all adjacent living areas. With the simple plug-and-play technology, installation is quick and easy.

Thanks to the extensive range, LIC offers almost unlimited variations when it comes to combining different lights and types of lights and grouping them together in light groups. In this way, the **LIC LED system** creates atmosphere, generates moods and inspires the design of individual lighting scenarios.

The **LIC LED system** comprises only four system components, which can be combined as required.



Example: categories of lights used




Built-in/surface spotlights

Pendant, ceiling, unit top, island lights

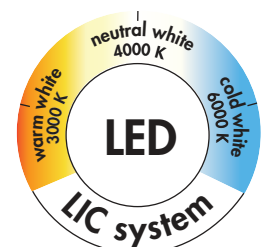
Lights mounted from below / niche lights, surface mounted lights

Flex Stripes

Base lights



All lights marked with this symbol can be combined and switched with each other via the converters and control units. In addition, all lights can also be operated as single lights.



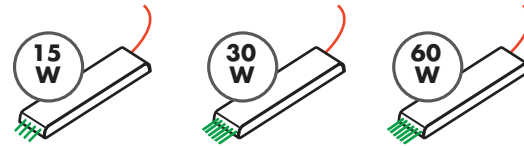


# LUMICA® LIC LED system

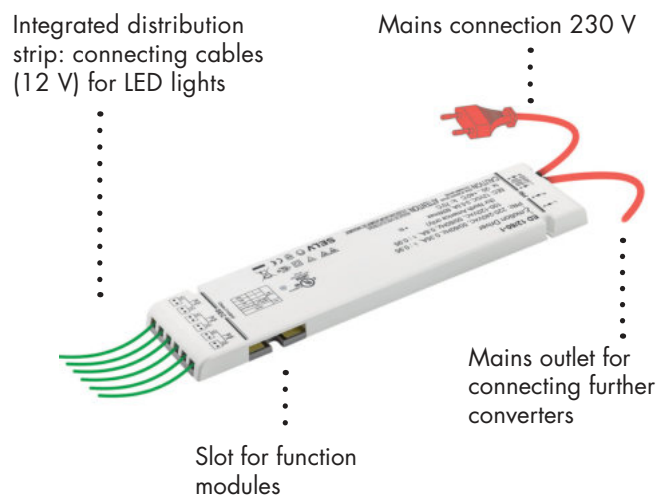
## Converter

The basis of the LIC LED system is provided by the converters and their various connection options. The converters convert the mains voltage (100-240 V, 50-60 Hz) to the 12 V output voltage used by all the lights in the LIC LED range. The range offers three converters with different power ratings: 15 W, 30 W or 60 W. Up to four lights can be connected to converters with a power rating of 15 W provided that the power is not exceeded, and up to six lights can be connected to converters with 30 or 60 W.

**Flexibility:** up to 10 converters can be connected to a central mains connection, so the power available and the number of consumers increases accordingly. The integrated distribution strip can also be extended using pluggable 6-fold distribution strips. The low installation height of the converters facilitates invisible fitting.



Converter models: 15 W model with 4 slots, 30 W and 60 W model each with 6 slots (12 V each)

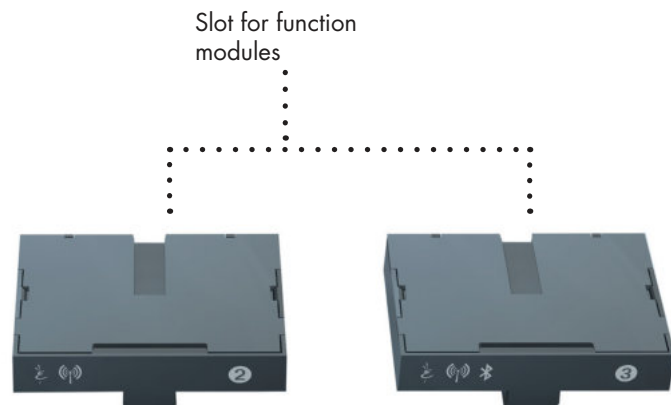


## Function modules

By inserting a function module into the side slot, the converter is given "intelligent" additional functions. The function modules receive signals from the respective control unit, which thus controls the connected lights.

**Light scenarios:** the function modules can also send signals to other converters which are also equipped with function modules. The wireless communication results in the highest possible flexibility of the LIC LED system. The more luminaires or entire light groups are integrated into the control system, the greater the number and variability of the possible lighting scenarios.

There are two different function modules. "Module 2" enables control by remote control, door contact and motion detector, "Module 3" also enables control via Bluetooth and smartphone app.



Module 2  
enables control by remote control, door contact and motion detector

Module 3  
also enables control via smartphone and app

# LUMICA® LIC LED system

## Control units

The wide range of functions of the LIC LED system results not least from the fact that different control units can be used.

If a light or group of lights is only to be switched on and off automatically and for a limited time, a motion detector or IR sensor is usually sufficient for control. If one or more lighting scenarios are envisaged, a radio remote control or a smartphone with a corresponding app is required.

When using a smartphone or tablet, the Bluetooth-compatible function module 3 should always be selected.



### 1-channel colour change radio remote control

Stepless setting of the colour temperature

Dimming function

Auto memory: stores the last setting

One control can be used and stored for different converters

One light or group of lights can be controlled



### 4-channel colour change radio remote control

Stepless setting of the colour temperature per channel

Dimming function per channel

Auto memory: stores the last setting

One light or group of lights can be controlled per channel. All functions can therefore be set individually for up to 4 groups of lights

2 light scenes can be stored

Run through of the colour temperature (warm white  $\longleftrightarrow$  cold white)



### Motion detector

The light is switched on by a movement in front of the sensor

3 switch-off times can be set: 16 seconds, 3 minutes or 10 minutes



### IR sensor

Has two operating modes: "InDoor Mode" and "Touch Mode" (can be selected via the switch on the back)

"Indoor Mode": for installation in cabinets or pull-outs, switched on and off by opening and closing.

"Touch Mode": for installation under furniture carcasses, switched on and off by touch



### Smartphone/tablet (app)

Up to 6 groups of lights can be controlled by Bluetooth

Stepless setting of the colour temperature

Dimming function

Groups of lights can be created independently of the light channels

Unlimited number of lighting scenarios possible

Available from the Apple App Store and Google Play Store (from version iOS 7 or Android version 4.3)

# LUMICA® LIC LED system

Installation example



LIC

Lighting  
technology

# LUMICA® LIC LED system

## Installation example

The LIC converters, including function module 2 or 3, enable LED lights to be connected to a 230 V mains supply either centrally or decentrally, depending on where they are used. The different control units (1-channel radio remote control, 4-channel radio remote control, motion detector, door contact switch or smartphone/tablet with corresponding app) control the lighting systems in the room individually or depending on the defined group of lights or channel.

Networked lighting scenarios can thus be implemented quickly and easily even with different decentralised mounting points.

### Centralised supply

A converter with function module 2 or function module 3 is connected centrally to a 230 V socket. Up to 9 further converters are connected in series to the first converter and supplied with electricity.

**Advantage:** only one socket is required for up to 10 converters.

**Control:** joint control of all converters via one control unit.

### Decentralised supply

All converters with function module 2 or function module 3 are connected decentrally via their own 230 V socket.

**Advantage:** this enables more flexible decentralised distribution of the converters in the room.

**Control:** joint control of all converters via one control unit.

### Light group 1

Manubrio colour change LED (handle strip lighting)

Cosi colour change LED (base light)

### Light group 2

Hull colour change LED (lamps mounted from below, niche lighting)

Prova colour change LED (top-mounted lamp for rear walls)

### Light 3

Guidance colour change LED (pendant light)

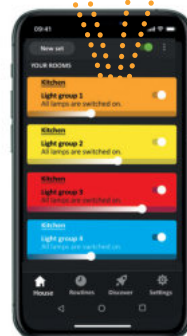

### Light group 4

Nova Plus LED (built-in, surface mounted lamp)

Ricol colour change LED (surface mounted lamp)

Manubrio colour change LED (handle strip lighting)

Cosi colour change LED (base light)



### Control unit (example: smartphone)

One channel/light/light group can be switched per radio module. One channel on the smartphone can control up to 10 converters. Decentralised and centralised supply can be coupled in one channel.

# LUMICA® LIC LED system

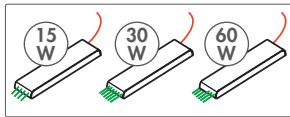
## Planning guidelines

### Calculation of the power

In order to ensure safe operation of the lights and converters, the total power (watts) of the connected lights must not exceed the specified converter power (in watts).

The power (in W) of the LIC-compatible lights is specified in the product catalogue. Once the lights have been selected, the total power can be calculated.

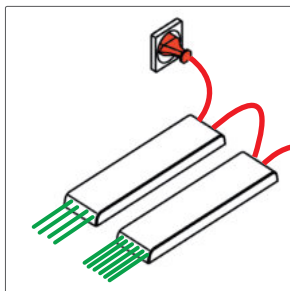
### Selecting the right converter model



The right converter model is selected on the basis of the calculated total power of the lights: 15 W

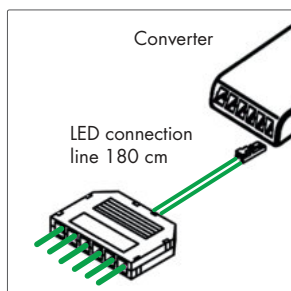
(with 4 light slots), 30 W or 60 W (with 6 light slots each).

### Further converters



If more power is required, additional converters can be connected in series – up to a maximum of 10 converters ("decentralised supply").

### Additional slots



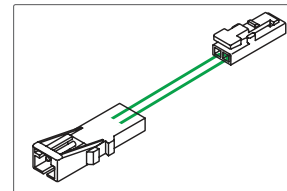
If more slots are required, one or more 6-way distributors can be connected to the converter. The maximum capacity of a slot on the converter is 36 W. If a distributor is connected, the total power

of the lights connected to the distributor must not exceed this value.

### Supply lines

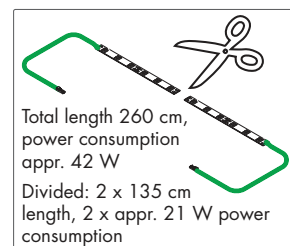
The supply lines of LIC-compatible lights are usually 200 cm long and equipped with an LED mini plug system. For construction reasons, a 12 V mini LED plug can only be operated with a maximum of 36 W, regardless of the converter power. Since the lights in the Naber range are generally all below this value (see catalogue pages), connection is no problem.

### Connection extension



If the supply line of the LIC-compatible lights is not sufficient, it can be extended with an LED connection line (length 180 cm with mini plug system – see catalogue pages).

### Special feature illuminated profiles



Total length 260 cm, power consumption appr. 42 W  
Divided: 2 x 135 cm length, 2 x appr. 21 W power consumption

With illuminated profiles (such as Ricol) the maximum of 36 W can be easily exceeded (total length 260 cm, total power consumption approx.

42 W). However, the profiles or the LED strips they are in can be cut to size. They can be easily divided and connected separately (power consumption 15.5 W per metre).

### Safety

The testing of safety requirements is performed according to the latest and strictest European standards (for instance EN 60 598 for lamps and EN 60 742 for transformers).



Lamps and transformers bearing this mark are fitted with suppression of radio interference as per the European standard EN 55 015.

# LUMICA®

## LIC Smart Home Lighting

### LIC Home Base module: the simplest way to control your desired light

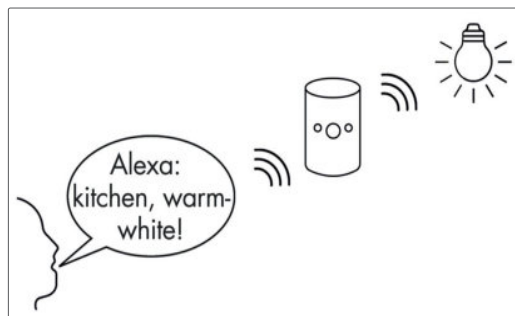
The **LIC Home Base module** makes the control of the intelligent Naber LIC lighting systems even more convenient. Because defining and controlling lighting scenarios can now not only be carried out with the manual remote control or smartphone app, but is also possible through a simple voice command to a smart speaker (e.g. Amazon Echo or Google Home).

The **LIC Home Base module** serves as a **gateway** for connecting **LUMICA® LIC converters** to **smart home networks**. For this, a standard Internet router and a **Philips Hue Zigbee Bridge** are required. A smart home controller (such as the Bosch Smart Home Controller) can optionally be used. In this way, the lighting control - just like many other constantly recurring processes and functions in the home – can be carried out in a way that is error-free and largely automated according to previously defined scenarios or routines.

As with the LIC LED system, up to four groups of lights (or individual lights) can be controlled via the **LIC Home Base module**. In this way, a multitude of precisely designed individual lighting scenarios (such as "working", "cooking", "eating") can be set up very conveniently. For voice control, the LIC Home Base module is wirelessly connected to the Philips Hue Zigbee Bridge. The Zigbee Bridge then receives its control impulses from a **smart speaker** with integrated "Intelligent Personal Assistant" (**IPA, such as Amazon Alexa or Google Assistant**). Alternatively, the Zigbee Bridge can also be controlled by an app on a smartphone or tablet.

Existing lighting controllers of the **LUMICA® LIC converter series** can thus receive a "smart" retrofitting with little effort.

Amazon Echo and Amazon Alexa are registered trademarks of Amazon Inc. – Bosch Smart Home Controller is a registered trademark of Robert Bosch GmbH. – Google Home and Google Assistant are registered trademarks of Alphabet Inc. – Philips Hue is a registered trademark of Signify N.V. – Zigbee is a specification for wireless networks, e.g. in home automation agreed by 230 leading companies.



**LUMICA® LIC Home Base module**



Gateway module, with power supply unit 230 Volt

1 to max. 4 groups of lights can be controlled

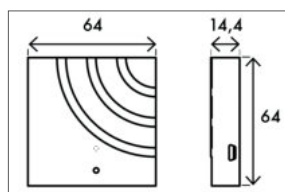
Compatible with 1-channel or 4-channel colour change remote control (essential for training)

Compatible with smartphone or smart speaker

5 Volt DC

Compatible with ZigBee 3.0 wireless standard (Philips Hue)

Wireless radio connection to ZigBee Bridge



# LUMICA® LIC Smart Home Lighting

## System components

### A. Naber components



**LUMICA®**  
LIC Home Base module



**Light(s)**

All Naber lights with the LIC LED system symbol



**Converter**

15 W, 30 W or 60 W model



**Function module 2 or 3**



**Control unit**

1-channel or 4-channel remote control

required for training the Home Base Module

### B. On-site components



**Smart Speaker**

e. g. Amazon Echo, Google Home



**Zigbee Bridge**

Philips Hue



**Smart Home Controller**

Optional smart home system (e.g. Bosch Smart Home Controller)



**Internet router**

Standard Internet Router (e. g. AVM Fritz!Box)

The function of the LUMICA® LIC Home Base module with Amazon Alexa and Google Assistant as well as the Philips Hue Bridge had been tested at the time this catalogue page was compiled. Any changes or further development of the apps since that time are not subject to our control. We make no claim with regard to the accuracy and completeness of the information. Other Intelligent Personal Assistants (IPA, voice assistants) can also be used. Please refer to the user manual of the respective provider. – **Not compatible with Apple HomeKit!**

# LUMICA® LIC Smart Home Lighting

## Connection diagram

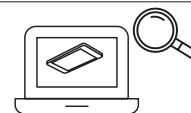


## Installation instructions

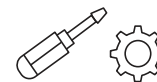
1. Determine the area to be illuminated



2. Select the compatible lights (observe LIC symbol)



3. Mount the lights



4. Train the remote controls

Assign the lights to channels on the remote control according to the required light groups (one channel per light group)



5. Connect the LIC Home Base Module to 230 V



6. Transfer the channels from the remote control to the LIC Home Base Module



7. Connect the Zigbee wirelessly to the LIC Home Base Module



8. Smart speaker

Set up the LIC light groups/channels in the Philips Hue App and in the smart speaker. The same procedure applies in case of the optional use of a smart home controller (please follow the instructions of the respective manufacturer).





# LUMICA® LIC Smart Home Lighting




LIC  
Lighting  
technology

## INFO BROCHURE

[naber.com/en/downloads/](http://naber.com/en/downloads/)

### LUMICA® Lighting technology / LIC LED system

Individual room lighting design for exactly the right light.  
Design light simply as you wish – fast, inviting, clever



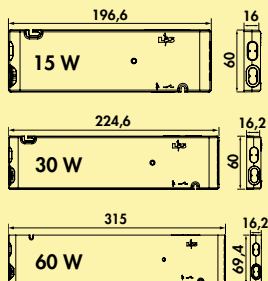


### FW function converter

All in one: ballast, colour change control and Bluetooth E receiver in one housing. Maximum flexibility with minimum effort. Due to the decentralised arrangement of the converters, the complex additional laying of control lines is not necessary. Fewer cables and sources of error during assembly. Lower costs, combined with maximum ease of use. Easy and safe.

- wireless communication between the converters (from module 2)
- module 3 Bluetooth/radio capable
- subsequent functional extension of existing systems possible
- coded plug-in system for 12 V DC
- slot for optional function module
- memory function: the last setting is saved
- slots for IR sensor/door contact sensor and/or motion sensor
- slot for 230 volt mains connection line
- connector for 230 volt connecting line

LIC  
Lighting  
technology



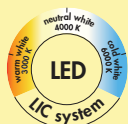
### FW function converter



The FW function converter for colour change lighting systems.

- white
- 12 VDC
- max. 36 watt load per slot on the converter
- 2000 mm mains connection line
- **switchable by Bluetooth app (module 3) or by optionally available radio remote control**

<b>7061286</b> module 2 (radio), 15 W, 4-way distributor	<b>95.21 €</b>
<b>7061271</b> module 2 (radio), 30 W, 6-way distributor	<b>121.26 €</b>
<b>7061273</b> module 2 (radio), 60 W, 6-way distributor	<b>152.69 €</b>
<b>7061287</b> module 3 (Bluetooth + radio), 15 W, 4-way distributor	<b>127.56 €</b>
<b>7061281</b> module 3 (Bluetooth + radio), 30 W, 6-way distributor	<b>156.30 €</b>
<b>7061283</b> module 3 (Bluetooth + radio), 60 W, 6-way distributor	<b>188.66 €</b>



### 1-channel colour change remote control



- stepless control of the light colour
- dimming function
- auto memory: brightness and light temperature settings are saved
- one controller can be used for various colour change converters
- 8 x 90 x 50 mm (H x L x B)

<b>7061285</b> white	<b>53.61 €</b>
----------------------	----------------

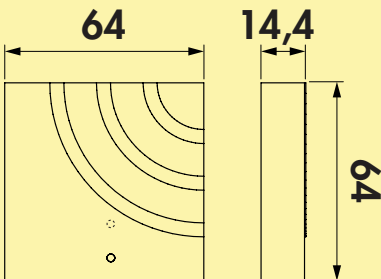
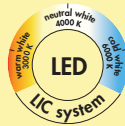


### 4 channel colour change remote control



- switching on/off
- dimming function
- stepless control of the light temperature and colour in the colour range white
- indicator LED for the light colour
- Auto memory: brightness and light temperature settings are retained
- all functions can be set individually for up to four light groups
- two light scenes can be stored
- 150 x 38 x 7 mm (L x B x H)

<b>7061276</b> white	<b>72.77 €</b>
----------------------	----------------



### LIC Home Base Module



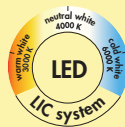
As gateway, the LIC Home Base Module enables the connection of LUMICA® FW function converters to smart home networks.

#### Requirements for operation

- existing Zigbee® Bridge (we recommend the Philips HUE Bridge)
- existing light control of the Lumica FW function converter series
- control via voice input, app or remote control
- voice control in combination with a Zigbee® Bridge and a smart speaker (e.g. Amazon Echo, Google Assistant, not compatible with Apple HomeKit)
- up to 4 luminaire groups can be controlled
- Existing light controls of the LUMICA® FW function converters series can be easily retrofitted.
- a 1-channel or 4-channel remote control is essential for training
- 230 VAC, 5 V
- 2.4 GHz
- 1000 mm supply cable with plug-in power supply unit

7061288 white

196.72 €



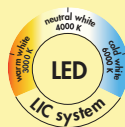
### Emotion IR sensor/door contact sensor



- function can be set by rocker switch
- connection to the side switch input on the converter
- on/off function
- connection cable 1500 mm
- Ø 14.2 mm, L 63 mm, drill Ø 14 mm
- Touch mode: brightness setting in three stages
- stepless adjustment of the colour temperature
- InDoor mode: ON/OFF function (door contact switch)

7061277 white

33.19 €



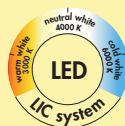
### Motion switch



- connection to the side switch input on/off
- on/off function
- adjustable switch-off delay (16 sec.–10 min.)
- 1800 mm connection cable
- Ø 24.5 mm, L 17 mm, drill Ø 21 mm
- **three off times can be set: 16 sec / 3 min / 10 min**

7061278 white

36.39 €



### Branco radio remote control

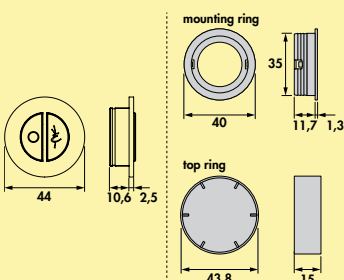


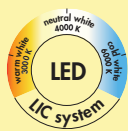
Radio remote control/wall switch with two switches. Several radio remote controls possible. Two-way switching can be realised.

- ON/OFF function
- infinitely variable brightness adjustment
- adjustment of colour temperature in three steps and infinitely variable
- 44 x 13.1 mm (Ø x D)
- can be used as a (earthing contact) socket insert, for installation or as a hand-held remote control
- drill Ø 35 mm
- **can be used only in combination with FW function converter**

7062091 silver

54.37 €





### Function module 3 (radio/Bluetooth)



In addition to the function of module 2, functional module 3 enables convenient operation via smartphone and tablet. For this, an app has to be downloaded from the Apple App Store or Google Playstore. Several colour change converters can be connected wirelessly.

- colour change IR sensor/door contact sensor/motion sensor
- 1 channel Emotion remote control
- 4 channel Emotion remote control
- operation by Smartphone and Tablet via Bluetooth
- wireless communication between the colour change converters

#### Functions app control

- stepless adjustment of the light temperature
- dimming function
- create light groups independently of the light channels
- up to 10 light scenes possible
- **available in the app store**
- from version iOS 7 or Android version 4.3

7061275 grey

57.23 €

LIC  
Lighting  
technology



### 230 volt connecting line



For connecting several FW function converters.

7061284 L 300 mm, white

3.28 €

7061279 L 1000 mm, white

5.46 €



### Distributor 6-fold

- for 12 VDC
- with 200 mm of supply line

7061244 black

6.97 €

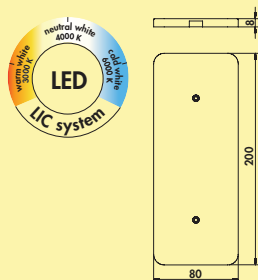


### LED Adapter cable

For changing the light colour from warm white to cool white for colour change lamps without colour change control. Can be used to reverse +/- polarity.

7061231 black

2.77 €



### Pure colour change LED



Lamp mounted from below. Plastic housing, translucent white. Illumination without visible LED points. When switched off, the entire body of the lamp is made of translucent plastic, white matt.

#### Individual lamp without switch

- housing can be screwed through with white cover caps
- 3,8 watts, 12 V
- continuous control of the light colour from **2700 K** warm white to **6500 K** cold white
- memory function: the last setting is stored
- dimmer function: brightness continuously dimmable
- max. 80 lumen/watt at **6500 K** cold white
- **sockets for mini plug system integrated in the lamp housing**
- 1800 supply line with mini plug-in system

Design by **STUDIO MORITZ PUTZIER**, Cologne.

This product contains a light source of energy efficiency class **G**.

The matching colour change function converters and remote controls can be found in catalogue 1 page 268–270/24 EN.

**7063372** single lamp without switch, LIC LED-System kompatibel, white matt **61.34 €**


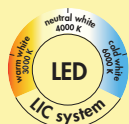
#### Optional accessories

**7061049** LED connection line, white, L 2000 mm **4.03 €**

LIC  
Lighting  
technology



LIC  
Lighting  
technology



### Hull colour change LED



Lamp mounted from below. Plastic body, translucent light diffuser, homogenous illumination without visible LED points.

#### Individual lamp without switch

- 5.5 watts, 12 V
- continuous control of the light colour from **2700 K** warm white to **6500 K** cold white
- memory function: the last setting is stored
- dimmer function: brightness continuously dimmable
- max. 74.5 lumen/watt at **6500 K** cold white
- 1800 mm supply line with mini-plug-in system

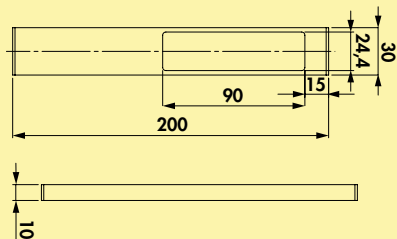
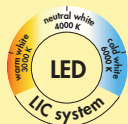
**This product contains a light source of energy efficiency class D.**

The matching colour change function converters and remote controls for individual lamp without switch can be found in catalogue 1 page 268–270/24 EN.

<b>7061140</b> single lamp without switch, LIC LED system compatible, stainless steel coloured	<b>93.45 €</b>
---	----------------

#### Optional accessories

<b>7061049</b> LED connection line, white, L 2000 mm	<b>4.03 €</b>
--	---------------



### Stretto colour change LED



Lamp mounted from below. Aluminium body, translucent light diffuser, illumination without visible LED points with colour change.

#### Individual lamp without switch

- 3 watts, 12 V
- continuous control of the light colour from **2700 K** warm white to **6500 K** cold white
- memory function: the last setting is stored
- dimmer function: brightness continuously dimmable
- max. 78 lumen/watt at **6500 K** cold white
- 1800 mm supply line with mini-plug-in system

**This product contains a light source of energy efficiency class G.**

The matching colour change function converters and remote controls for individual lamp without switch can be found in catalogue 1 page 268–270/24 EN.

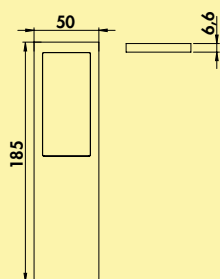
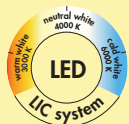
7062206	single lamp without switch, stainless steel col.	55.21 €
---------	--	---------

#### Optional accessories

7061049	LED connection line, white, L 2000 mm	4.03 €
---------	---------------------------------------	--------



LIC  
Lighting  
technology



### Livello colour change LED



Lamp mounted from below. Aluminium body, illumination without visible LED points.

#### Individual lamp without switch

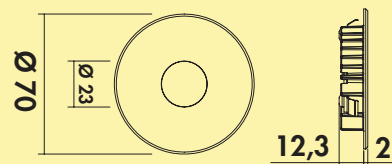
- 4 watts, 12 V
- continuous control of the light colour from **2700 K** warm white to **6500 K** cold white
- memory function: the last setting is stored
- dimmer function: brightness continuously dimmable
- max. 78 lumen/watt at **6500 K** cold white
- 1800 mm supply line with mini-plug-in system

**This product contains a light source of energy efficiency class F.**

The matching colour change function converters and remote controls for individual lamp without switch can be found in catalogue 1 page 268–270/24 EN.

<b>7062320</b> single lamp without switch, LIC LED system compatible, aluminium coloured	<b>68.74 €</b>
<b>7062330</b> single lamp without switch, LIC LED system compatible, black	<b>68.74 €</b>
<b>Optional accessories</b>	
<b>7061049</b> LED connection line, white, L 2000 mm	<b>4.03 €</b>





### Riflettore colour change LED



Built-in lamp. Metal body.

#### Individual lamp without switch

- 2.9 watts, 12 V
- continuous control of the light colour from **2700 K** warm white to **6500 K** cold white
- dimmer function: brightness continuously dimmable
- max. 87 lumen/watt at **6500 K** cold white
- 2000 mm supply line with mini-plug-in system
- drill Ø 55–58 mm
- installation depth 12 mm


**This product contains a light source of energy efficiency class F.**

The matching colour change function converters and remote controls can be found in catalogue 1 page 268–270/24 EN.

<b>7061333</b> individual lamp without switch, stainless steel coloured	<b>34.03 €</b>
<b>7061332</b> individual lamp without switch, black matt	<b>34.03 €</b>

#### Optional accessories

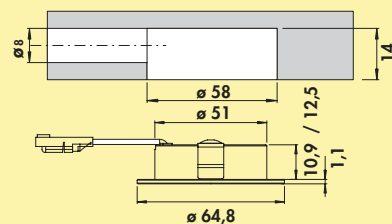
<b>7061049</b> LED connection line, white, L 2000 mm	<b>4.03 €</b>
--	---------------



Built-in lamp

Lamp mounted from below

LIC  
Lighting  
technology



### Anelli colour change LED



Built-in lamp. Aluminium body. Illumination without visible LED points.

#### Individual lamp without switch

- 4 watts, 12 V
- continuous control of the light colour from **2700 K** warm white to **6500 K** cold white
- dimmer function: brightness continuously dimmable
- max. 85 lumen/watt at **6500 K** cold white
- 2000 mm supply line with mini-plug-in system
- drill Ø 58 mm
- installation depth 14 mm

**This product contains a light source of energy efficiency class F.**

The matching colour change function converters and remote controls can be found in catalogue 1 page 268–270/24 EN.

7061320	individual lamp without switch, stainless steel coloured	33.70 €
7061321	individual lamp without switch, black matt	33.70 €

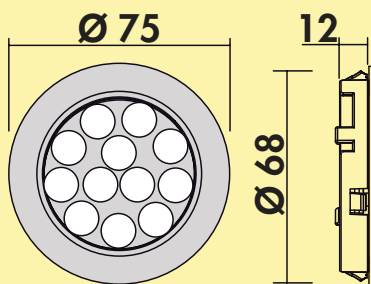
#### Optional accessories

7061049	LED connection line, white, L 2000 mm	4.03 €
7061322	Anelli mounting ring, stainless steel coloured, 15 mm	4.12 €
7061323	Anelli mounting ring, matt black, 15 mm	4.12 €



Built-in lamp

Lamp mounted from below



### Nova Plus colour change LED



Surface mounted lamp, built-in lamp, ceiling light. Plastic body, round, with Power LEDs.

**By removing the spacer ring, it can also be used as a built-in lamp.**

#### Individual lamp without switch

- 3 watts, 12 V
- continuous control of the light colour from **2700 K** warm white to **6500 K** cold white
- memory function: the last setting is stored
- dimmer function: brightness continuously dimmable
- max. 87 lumen/watt at **6500 K** cold white
- 2000 mm supply line with mini-plug-in system
- drill Ø 68 mm, installation depth 12 mm

**This product contains a light source of energy efficiency class G.**

The matching colour change function converters and remote controls for individual lamp without switch can be found in catalogue 1 page 268–270/24 EN.

7061334 single lamp without switch, LIC LED system compatible, stainless steel col.	59.16 €
--	---------

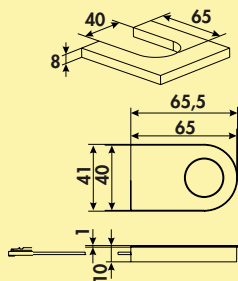
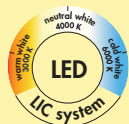
#### Optional accessories

7061049 LED connection line, white, L 2000 mm	4.03 €
---	--------

LIC  
Lighting  
technology



LIC  
Lighting  
technology



### Duo colour change LED



Single lamp, glass shelf lamp. For mounting on glass shelves with metal spring clip, LED light emission 6 LEDs upwards and 6 LEDs downwards.

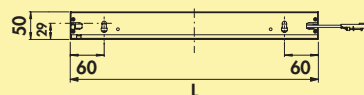
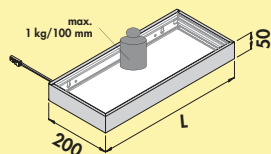
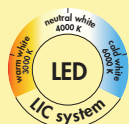

#### Single lamp without switch

- 0.8 watt, 12 VDC
- 60 lumen/watt
- stepless control of light colour from **2700 K** warm white to **6500 K** cold white
- dimming function: brightness continuously dimmable
- 2000 mm supply line with mini-plug-in system
- panel thickness 6–10 mm
- beam angle 60°

**This product contains a light source of energy efficiency class E.**

The matching colour change function converters and remote controls can be found in catalogue 1 page 268–270/24 EN.

<b>7061079</b> single lamp without switch, stainless steel coloured	<b>25.21 €</b>
<b>7061088</b> single lamp without switch, black matt	<b>30.92 €</b>
<b>Optional accessories</b>	
<b>7061049</b> LED connection line, white, L 2000 mm	<b>4.03 €</b>



### Lista 50 colour change LED



Lit glass shelf. Aluminium body, mat safety glass, with LED lighting, uniform illumination over the entire width upward and downward, free-hanging attachment up to a shelf depth of 200 mm, screws on the back, mounted invisibly.

#### Lit glass shelf

- 12 V, IP20
- continuous control of the light colour from **2700 K** warm white to **6500 K** cold white
- max. 64 lumen/watt at **6500 K** cold white
- 2000 mm supply line with mini-plug-in system
- cable outlet rear left of lamp
- bearing capacity\* approx. 1 kg/100 mm
- incl. angle adjustment

**This product contains a light source of energy efficiency class G.**

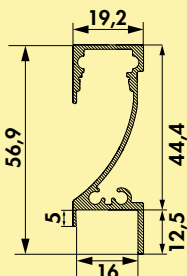
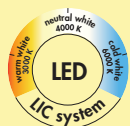
**The matching colour change function converters and remote controls can be found in catalogue 1 page 268–270/24 EN.**

\*The load-bearing capacity depends on the wall condition. Suitable mounting material for the respective wall type is to be used.

<b>7062340</b>	L 450 mm, 3.1 W, stainless steel coloured	<b>242.52 €</b>
<b>7062342</b>	L 600 mm, 4.3 W, stainless steel coloured	<b>274.87 €</b>
<b>7062344</b>	L 900 mm, 6.6 W, stainless steel coloured	<b>346.72 €</b>
<b>7062346</b>	L 1200 mm, 9 W, stainless steel coloured	<b>413.19 €</b>
<b>7062341</b>	L 450 mm, 3.1 W, black matt	<b>268.57 €</b>
<b>7062343</b>	L 600 mm, 4.3 W, black matt	<b>308.15 €</b>
<b>7062345</b>	L 900 mm, 6.6 W, black matt	<b>383.61 €</b>
<b>7062347</b>	L 1200 mm, 9 W, black matt	<b>431.18 €</b>



LIC  
Lighting  
technology



### Prova colour change LED



Top-mounted lamp for rear walls. Aluminium LED profile, can be shortened every 25 mm, no visible LED points.

#### Individual lamp

- 31.2 watts, 12 V
- continuous control of the light colour from **2700 K** warm white to **6500 K** cold white
- max. 80 lumen/watt at **6500 K** cold white
- light length 2600 mm
- 2000 mm two-sided supply line
- LED strip 2600 mm, two-sided feed-in
- for 16 mm wall thickness

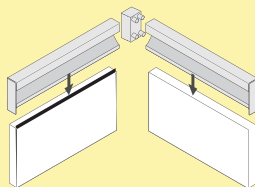
**This product contains a light source of energy efficiency class G.**

You'll find further colour change function converters and remote controls in catalogue 1 page 268–270/24 EN.

7061207	single lamp, L 2600 mm, stainless steel coloured	260.50 €
7061209	single lamp, L 2600 mm, black matt	265.04 €

#### Optional accessories

7061049	LED connection line, white, L 2000 mm	4.03 €
7061305	Prova colour change LED strip, L 2600 mm, 31.2 W/12 V	98.82 €

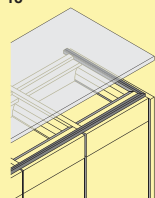
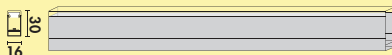



### Prova 90° connecting corner element

Corner element 90°.

- end cap right
- end cap left
- connection cable secondary for LED 1800 mm

7061208	stainless steel coloured	11.60 €
7061220	black matt	11.60 €



### Light profile colour change LED



Ambient light. Aluminium body, self-adhesive LED strip, can be shortened every 50 mm, can also be cut to mitre, no visible LED.

#### Individual lamp

- 7.8 watts per meter, 12 V
- continuous control of the light colour from **2700 K** warm white to **6500 K** cold white
- max. 80 lumen/watt at **6500 K** cold white
- light length 2600 mm
- 2000 mm two-sided supply line
- LED strip 2600 mm, two-sided feed-in

**This product contains a light source of energy efficiency class F.**

**The work top has to be lined on site with 16 mm wooden slats.  
The matching colour change function converters and remote controls for individual lamp without switch can be found in catalogue 1 page 268–270/24 EN.**

<b>7061039</b> single lamp, aluminium coloured	<b>167.98 €</b>
--	-----------------

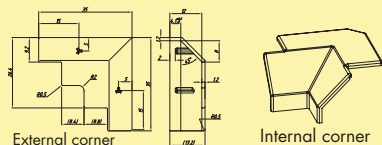

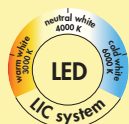
#### Optional accessories

<b>7061049</b> LED connection line, white, L 2000 mm	<b>4.03 €</b>
<b>7061300</b> Colour change LED strip, L 2600 mm, 20.3 W/12 V	<b>98.82 €</b>



LIC

Lighting  
technology



### Manubrio colour change LED



Handle strip lighting. Plastic body, self-adhesive LED strip, can be shortened every 50 mm, no visible LED incl. holding clamps for handle strips.

#### Individual lamp

- 7.8 watts per meter, 12 V
- continuous control of the light colour from **2700 K** warm white to **6500 K** cold white
- max. 80 lumen/watt at **6500 K** cold white
- 2000 mm two-sided supply line
- LED strip, two-sided feed-in
- incl. 4 end caps

This product contains a light source of energy efficiency class F.

The matching colour change function converters and remote controls for individual lamp without switch can be found in catalogue 1 page 268–270/24 EN.

7061298	single lamp, L 1500 mm, stainless steel coloured	121.26 €
7061197	single lamp, L 2600 mm, stainless steel coloured	161.68 €

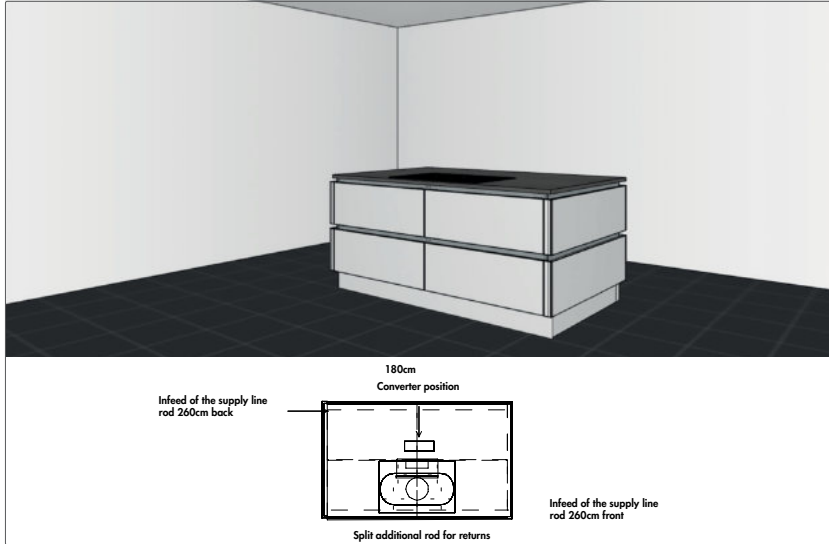
#### Optional accessories

7061198	Interior angle	2.61 €
7061199	Exterior angle	2.61 €
7061200	End cap set	3.36 €
7061049	LED connection line, white, L 2000 mm	4.03 €
7061300	Colour change LED strip, L 2600 mm, 20.3 W/12 V	98.82 €
7061314	Colour change LED strip, L 1500 mm, 11.7 W/12 V	68.49 €



# LUMICA® Manubrio

## Installation scenario



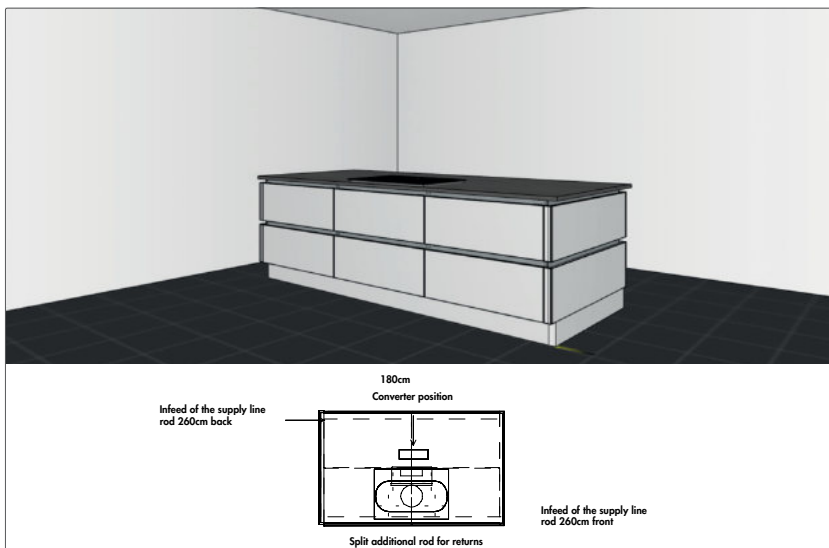
### Set 1 consisting of:

(for island size up to max. 180 x 135 cm)

- 3 x 7061197 (Manubrio colour change LED)
- 4 x 7061199 (external angle)
- 1 x 7061273 (FW function converter 60)

**Remote control needs to be ordered as an option!**

7060101	set 1	633.59 €
---------	-------	----------



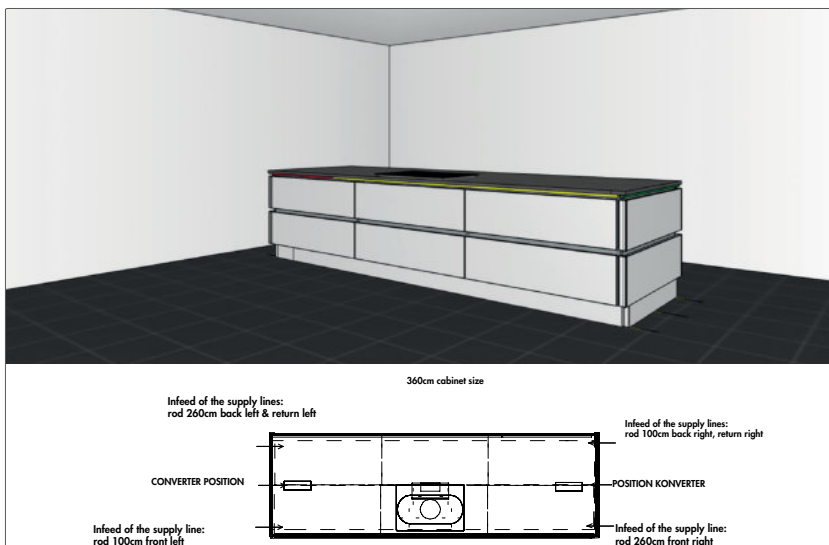
### Set 2 consisting of:

(for island size up to max. 250 x 135 cm)

- 3 x 7061197 (Manubrio colour change LED)
- 4 x 7061199 (external angle)
- 1 x 7061273 (FW function converter 60)
- 1 x 7061271 (FW function converter 30)
- 1 x 7061279 (connecting line 1000 mm)
- 2 x 7061049 (connecting line 1800 mm)

**Remote control needs to be ordered as an option!**

7060102	set 2	732.06 €
---------	-------	----------



### Set 3 consisting of:

(for island size up to max. 380 x 135 cm)

- 4 x 7061197 (Manubrio colour change LED)
- 4 x 7061199 (external angle)
- 2 x 7061273 (FW function converter 60)
- 1 x 7061279 (connecting line 1000 mm)
- 2 x 7061049 (connecting line 1800 mm)

**Remote control needs to be ordered as an option!**

7060103	set 3	956.54 €
---------	-------	----------



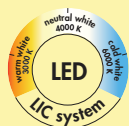
### LED Flex Stripes colour change

The LED Flex Stripes packaged in a set with colour change from **3000 K** to **6000 K**, offer diverse possibilities for ambient lighting design at an attractive price.

The LED Stripes are ideal for indoor use and sheltered outdoor use. The single 335 mm long LED Stripes can simply be plugged together up to 6 m. After that, a new mains connection is required. Extension sets make it possible to use leftover Stripes by reordering LED Stripes Sets or converter Sets.

Easy installation with double-sided adhesive tape.

LIC  
Lighting  
technology



### LED Flex Stripe colour change



Flexible LED strips. Ambient light. LED cast in silicone, spacing 27 mm, self-adhesive.

#### Flex Stripe

- 1.2 watts, 12 VDC
- continuous control of the light colour from **3000 K** warm white to **6000 K** cold white
- dimmer function: infinitely variable brightness control
- max. 45 lumen/watt at **6000 K** cold white
- strips 8 mm wide, may be shortened every 83 mm, no connection after the cutting point

**This product contains a light source of energy efficiency class E.**

The matching colour change function converters and remote controls for individual lamp without switch can be found in catalogue 1 page 268–270/24 EN.

7061183 L 335 mm, white	21.34 €
-------------------------	---------



### LED connection line for LED Flex Strips



– for LED Flex Stripes neutral white (7061174) and colour change (7061183)

7061179 L 40 mm, white	1.68 €
------------------------	--------

7061168 L 1500 mm, white	3.87 €
--------------------------	--------

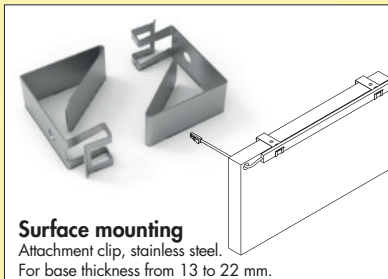
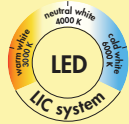


### Supply line for LED Flex Strips

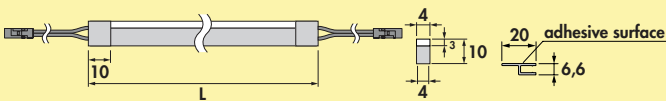


– for LED Flex Stripes neutral white (7061174) and colour change (7061183)

7061175 L 2000 mm, white	8.07 €
--------------------------	--------



**Surface mounting**  
Attachment clip, stainless steel.  
For base thickness from 13 to 22 mm.



### Calamaro LED Flex Stripes colour change



Flexible LED strips. Ambient light. LED cast in silicone. Easy installation directly on the base with 3 self-adhesive profile brackets of 900 mm each.

#### Flex Stripes

- 7.2 watts per meter, 12 VDC
- continuous control of the light colour from **3000 K** warm white to **6000 K** cold white
- max. 45 lumen/watt at **6000 K** cold white
- strips 4 x 10 mm wide, may be shortened every 25 mm, no connection after the cutting point
- incl. 3 x self-adhesive profile brackets, 900 mm each
- 2000 mm two-sided supply line

**This product contains a light source of energy efficiency class G.**

**Note: We recommend 4 fastening clips (7061258) per meter!**

The matching colour change function converters and remote controls can be found in catalogue 1 page 268–270/24 EN.

7061246 L 2600 mm, white	157.23 €
--------------------------	----------

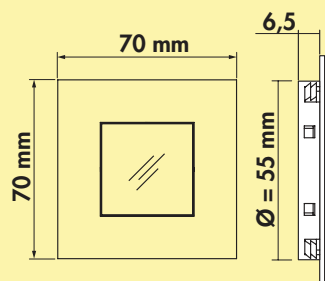
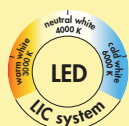
#### Optional accessories

7061049 LED connection line, white, L 2000 mm	4.03 €
---	--------

7061258 Fixing clips, stainless steel, price per PU of 2 pieces	9.08 €
---	--------



LIC  
Lighting  
technology



### Cosi colour change LED



Built-in lamp, base lamp. **Stainless steel body.** Illumination without visible LED points.

#### Individual lamp without switch

- 0.3 watt, 12 V
- continuous control of the light colour from **2700 K** warm white to **6500 K** cold white
- memory function: the last setting is stored
- dimmer function: brightness continuously dimmable
- 46 lumen/watt
- 2000 mm supply line
- hole diameter Ø 55 mm

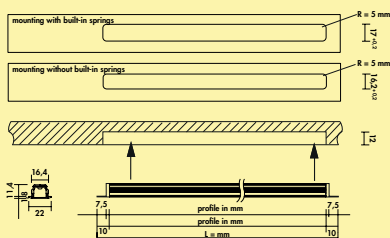
**This product contains a light source of energy efficiency class E.**

The matching colour change function converters and remote controls for individual lamp without switch can be found in catalogue 1 page 268–270/24 EN.

<b>7061245</b> single lamp without switch, LIC LED system compatible	<b>32.27 €</b>
--	----------------

#### Optional accessories

<b>7061049</b> LED connection line, white, L 2000 mm	<b>4.03 €</b>
--	---------------



### Ricol colour change LED



Built-in lamp. Aluminium body, LED built-in profile, hidden cable routing with clamp fastening, no screws required.

#### Individual lamp without switch

- 15.5 watts per meter
- continuous control of the light colour from **2700 K** warm white to **6500 K** cold white
- max. 80 lumen/watt at **6000 K** cold white
- light length 2600 mm
- LED strip loose, not used in profile
- can be shortened every 25 mm, two-sided feed-in
- 2000 mm two-sided supply line
- 4 end caps enclosed separately
- connection to 12 V converter with colour change control
- installation depth 12 mm

**This product contains a light source of energy efficiency class F.**

**The matching colour change function converters and remote controls for individual lamp without switch can be found in catalogue 1 page 268–270/24 EN.**


**7061184** single lamp without switch, L 2600 mm, stainless steel coloured **271.26 €**

**7060105** single lamp without switch, L 2600 mm, black matt **271.26 €**

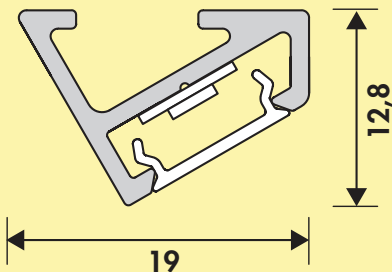
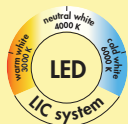
#### Optional accessories

**7061049** LED connection line, white, L 2000 mm **4.03 €**

**7061304** Light profile colour change LED strip, L 2600 mm, 40.3 W/12 V **116.81 €**



LIC  
Lighting  
technology



### Vidula colour change LED



Lamp mounted from below. Aluminium housing, with matt plastic cover including LED profile.

#### Individual lamp without switch

- 12 watts per meter
- continuous control of the light colour from **2700 K** warm white to **6500 K** cold white
- max. 92 lumen/watt at **6000 K** cold white
- LED strip loose, not used in profile **from a length of 1500 mm**
- can be shortened every 25 mm
- 2000 mm two-sided supply line **from a length of 1500 mm**
- 2 end caps enclosed loose, **from a length of 1500 mm** 4 end caps
- connection to 12 V converter with colour change control
- LIC LED system compatible

**This product contains a light source of energy efficiency class G.**

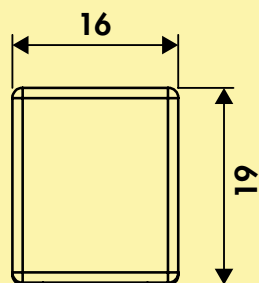

You'll find further colour change function converters and remote controls in catalogue 1 page 268–270/24 EN.

7061308	L 600 mm, stainless steel coloured	80.76 €
7061310	L 900 mm, stainless steel coloured	105.97 €
7061312	L 1200 mm, stainless steel coloured	129.33 €
7061294	L 1500 mm, stainless steel coloured	166.22 €
7061223	L 2600 mm, stainless steel coloured	266.81 €

7061309	L 600 mm, black matt	80.76 €
7061311	L 900 mm, black matt	105.97 €
7061313	L 1200 mm, black matt	129.33 €
7061295	L 1500 mm, black matt	166.22 €
7061224	L 2600 mm, black matt	266.81 €

#### Optional accessories

7061049	LED connection line, white, L 2000 mm	4.03 €
7061306	Vidula colour change LED strip, L 2600 mm	95.21 €



### Pertura colour change LED



Lamp mounted from below. Aluminium body, plastic cover opal white, LED profile, homogenous illumination without visible LED points.

#### Individual lamp without switch

- 12 watts per meter
- continuous control of the light colour from **2700 K** warm white to **6500 K** cold white
- max. 92 lumen/watt at **6000 K** cold white
- LED strip loose, not used in profile
- can be shortened every 25 mm, two-sided feed-in
- 2000 mm two-sided supply line
- 4 end caps enclosed separately
- connection to 12 V converter with colour change control

**This product contains a light source of energy efficiency class G.**

The matching colour change function converters and remote controls for individual lamp without switch can be found in catalogue 1 page 268–270/24 EN.

7061296	single lamp w. s., L 1500 mm, stainless steel coloured	173.36 €
---------	--	----------

7061240	single lamp w. switch, L 2600 mm, stainless steel coloured	278.49 €
---------	--	----------

7061297	single lamp w. switch, L 1500 mm, black matt	173.36 €
---------	--	----------

7061241	single lamp w. switch, L 2600 mm, black matt	278.49 €
---------	--	----------

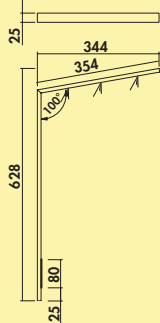
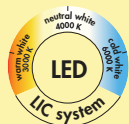
#### Optional accessories

7061049	LED connection line, white, L 2000 mm	4.03 €
---------	---------------------------------------	--------

7061307	Pertura colour change LED strip, L 2600 mm	95.21 €
---------	--	---------



LIC  
Lighting  
technology



### Nose colour change LED



Surface mounted lamp for kitchen islands. Aluminium body, 180° rotatable, not suitable for mounting above a hob.

- 9.5 watt, 12 V
- continuous control of the light colour from **2700 K** warm white to **6500 K** cold white
- memory function: the last setting is stored
- dimmer function: brightness continuously dimmable
- 82 lumen/watt at **6500 K** cold white
- 17 mm bore for plug-in connector, for plate thicknesses up to 60 mm
- 1500 supply line with mini plug-in system

**This product contains a light source of energy efficiency class G.**

**The matching colour change function converters and remote controls for individual lamp without switch can be found in catalogue 1 page 268–270/24 EN.**

<b>7061130</b> subsequent lamp without switch, LIC LED system compatible, stainl. steel coloured	<b>161.68 €</b>
---	-----------------

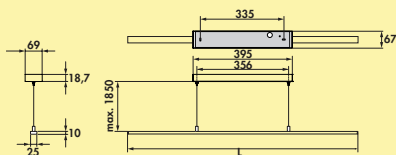
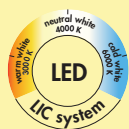
#### Optional accessories

<b>7061049</b> LED connection line, white, L 2000 mm	<b>4.03 €</b>
--	---------------





LIC  
Lighting  
technology



### Guidance colour change LED

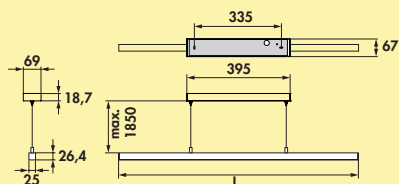
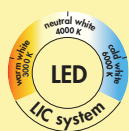


Pendant light. Aluminium body. Incl. converter and 1-channel colour change remote control.

- 230 V
- stepless control of the light colour from **2700 K** warm white to **6500 K** cold white
- memory function: the last setting is saved
- dimmer function: brightness continuously dimmable
- **not dimmable with on-site dimmer**
- max. 83 lumen/watt at **6500 K** cold white
- suspension max. 1850 mm
- can be operated with the 1- or 4-channel radio remote control

**This product contains a light source of energy efficiency class G.**

<b>7065040</b>	L 900 mm, 12.4 W, stainless steel coloured	<b>481.51 €</b>
<b>7065041</b>	L 1200 mm, 18.6 W, stainless steel coloured	<b>513.87 €</b>
<b>7065042</b>	L 1500 mm, 21.7 W, stainless steel coloured	<b>556.97 €</b>



### Asta colour change LED



Pendant light. Aluminium body. Incl. FW functional converter 30 module 2 and 1-channel colour change remote control.

- 230 V
- stepless control of the light colour from **2700 K** warm white to **6500 K** cold white
- memory function: the last setting is saved
- dimmer function: brightness continuously dimmable
- **not dimmable with on-site dimmer**
- max. 84 lumen/watt at **6500 K** cold white
- suspension max. 1850 mm
- can be operated with the 1- or 4-channel radio remote control (7061285/7061276)

**This product contains a light source of energy efficiency class G.**

<b>7065055</b>	L 900 mm, 13.9 W, stainl. steel coloured	<b>415.97 €</b>
<b>7065056</b>	L 1200 mm, 18.6 W, stainl. steel coloured	<b>440.17 €</b>
<b>7065057</b>	L 1500 mm, 23.2 W, stainl. steel coloured	<b>458.15 €</b>
<b>7065058</b>	L 900 mm, 13.9 W, black matt	<b>511.18 €</b>
<b>7065059</b>	L 1200 mm, 18.6 W, black matt	<b>549.75 €</b>
<b>7065060</b>	L 1500 mm, 23.2 W, black matt	<b>600.08 €</b>



### Cubo complete sets

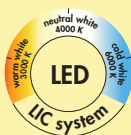
Shelf system. Aluminium profiles 18 x 18 mm, powder-coated with fine structure.

Set consisting of:

- 1 x base frame set (8051021)
- 1 x strut set (300/600/900) (8051022–8051024)

Suitable shelf inserts see catalogue 1 pages 658–660/24 EN.

<b>8051036</b>	300 x 300 mm, black matt	<b>250.27 €</b>
<b>8051037</b>	600 x 300 mm, black matt	<b>268.23 €</b>
<b>8051038</b>	900 x 300 mm, black matt	<b>315.72 €</b>



### Cubo rear panel lighting set





Triangular colour change LED lamp with magnetic fixation illuminating downwards. With 300/600/900 mm Cubo rear panels sets.

- 7.8 watt per metre
  - continuous control of the light colour from **2700 K** warm white to **6500 K** cold white
  - memory function: the last setting is stored
  - dimmer function: brightness continuously dimmable
  - max. 85 lumen/watt at **6500 K** cold white
  - 1800 mm supply line with mini-plug-in system
  - cable outlet rear right
  - LIC LED system compatible
  - **converters are not included in the scope of delivery**
- This product contains a light source of energy efficiency class F.

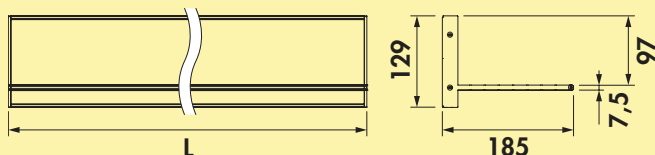
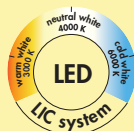
Further converters and switches can be found in catalogue 1 pages 268–270/24 EN.

<b>8051133</b>	incl. 300 mm Cubo rear panel, black matt	<b>155.04 €</b>
<b>8051134</b>	incl. 600 mm Cubo rear panel, black matt	<b>201.55 €</b>
<b>8051135</b>	incl. 900 mm Cubo rear panel, black matt	<b>277.06 €</b>





LIC  
Lighting  
technology



### Liente colour change LED wall shelf



Shelf system. Aluminium housing. Lighting above and below, 2 mounting variants.

- 12 V, IP20
- stepless control of the light colour from **2700 K** warm white to **6500 K** cold white
- memory function: the last setting is saved
- dimming function: brightness continuously dimmable
- max. 85 lumen/watt at **6500 K** cold white
- **the 15 and 30-watt converter can be integrated in the wall shelf**
- 200 mm supply cable with mini-plug-in system
- rear panel height 129 mm
- depth 185 mm
- cable outlet rear left
- bearing capacity\* approx. 1 kg/100 mm
- incl. angle adjustment

**This product contains a light source with the energy efficiency class G.**

**The matching colour change function converters and remote controls can be found in catalogue 1 page 268–270/24 EN.**

\*The bearing capacity depends on the wall structure, suitable mounting material for the respective wall type needs to be used.

<b>7062393</b> L 600 mm, 13.8 W, stainless steel coloured	<b>262.35 €</b>
<b>7062394</b> L 900 mm, 21 W, stainless steel coloured	<b>362.02 €</b>
<b>7062395</b> L 1200 mm, 28.2 W, stainless steel coloured	<b>453.61 €</b>
<b>7062390</b> L 600 mm, 13.8 W, black matt	<b>278.49 €</b>
<b>7062391</b> L 900 mm, 21 W, black matt	<b>393.45 €</b>
<b>7062392</b> L 1200 mm, 28.2 W, black matt	<b>465.29 €</b>

#### Optional accessories

<b>7061049</b> LED connection line, white, L 2000 mm	<b>4.03 €</b>
--	---------------

# LUMICA®

## Lamps mounted from below and niche lighting

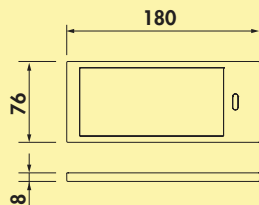
The light of today



■ K-Pad LED	Page 296
Vetro LED	Page 297
Livello LED	Page 298
AstraLED SE	Page 299–301
AstraLED	Page 302
Forato LED	Page 303–304
Stretto LED	Page 305
Grosso LED	Page 306
Pure colour change LED	Page 307
Hull colour change LED	Page 308–309
Intorno L colour change LED	Page 310
Stretto colour change LED	Page 311–312
Livello colour change LED	Page 313



Lighting technology



### K-Pad LED



Lamp for mounting from below. Plastic housing, illumination without visible LED spots.

#### Individual lamp without switch or with LED touch switch and dimmer

- 5 watt, 24 V, 3100 K warm white
- 55 lumen/watt
- 2000 mm supply line

#### Set-4 with LED touch switch and dimmer consisting of:

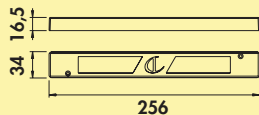
- 3 individual lamps with switch (7063303)
- 1 individual lamp with LED touch switch and dimmer (7063302)
- 1 LED converter 2430 (7062250)
- may be extended to 6 lamps

**This product contains a light source with the energy efficiency class F.**

<b>7063303</b> individual lamp without switch, stainless steel coloured	<b>66.39 €</b>
<b>7063302</b> individual lamp w. LED Touch S. D., stainless steel coloured	<b>115.13 €</b>
<b>7063301</b> set-4, stainless steel coloured	<b>325.21 €</b>

#### Optional accessories

<b>7062252</b> LED connection line 24, white, L 2000 mm	<b>4.71 €</b>
---	---------------

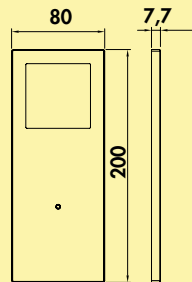


### LED converter 2430



- 30 watts, 24 VDC
- with 9-fold distributor
- 2000 mm mains connecting line
- connecting values of the individual lamps are to be observed (watt)

<b>7062250</b> white	<b>61.43 €</b>
----------------------	----------------



### Vetro LED



Lamp mounted from below. Aluminium body with glass cover, frame stainless steel coloured, brushed, illumination without visible LED points.

**Individual lamp without switch or with LED Touch switch and dimmer (w. LED Touch s. d.)**

- 4 watts, 12 V, 4000 K neutral white
- 90 lumen/watt
- dimmer function: brightness continuously dimmable
- 200 mm supply line, 2000 mm connection line with mini-plug-in system
- additional memory function: the last setting is stored for individual lamp with LED Touch switch and dimmer (7064201/7064211)
- **not suitable for switchable sockets**

**Set 2, 3, 5 with LED Touch switch and dimmer consisting of:**

- 1, 2 or 4 individual lamps without switch (7064200/7064210)
- 1 individual lamp with LED Touch switch and dimmer (7064201/7064211)
- 1 LED converter 1 (7064208)
- may be extended to 5 lamps

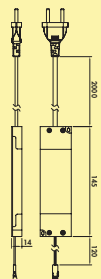
**This product contains a light source of energy efficiency class F.**

7064200	single lamp without switch, white	55.71 €
7064201	single lamp w. LED Touch s. d., white	80.25 €
7064202	set 2, white	163.03 €
7064203	set 3, white	216.81 €
7064205	set 5, white	327.73 €

7064210	single lamp without switch, black	55.71 €
7064211	single lamp w. LED Touch s. d., black	80.25 €
7064212	set 2, black	163.03 €
7064213	set 3, black	216.81 €
7064215	set 5, black	327.73 €

#### Optional accessories

7061049	LED connection line, white, L 2000 mm	4.03 €
---------	---------------------------------------	--------



### LED converter 1

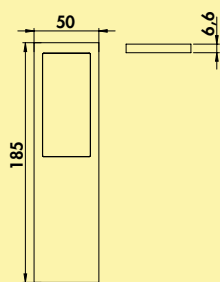


- 20 watts, 12 V
- with 6-fold distributor
- 2000 mm mains connecting line
- connection values of the individual lamps are to be observed (watt)

7064208	white	40.50 €
---------	-------	---------



Lighting technology



### Levello LED



Lamp mounted from below. Aluminium body, illumination without visible LED points with integrated switch.

#### Individual lamp without or with switch

- 4 watts, 12 V, 4000 K neutral white
- 85 lumen/watt
- 200 mm supply line, 1800 mm connection line with mini-plug-in system

#### Set 2, 3, 5 with switch consisting of:

- 1, 2 or 4 individual lamps without switch (7062300/7062310)
- 1 individual lamp with switch (7062301/7062311)
- 1 LED converter 20 (7062309)
- may be extended to 5 lamps

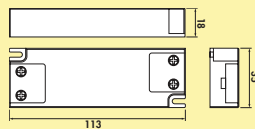
**This product contains a light source of energy efficiency class F.**

<b>7062300</b> single lamp without switch, aluminium coloured	<b>55.04 €</b>
<b>7062301</b> single lamp with switch, aluminium coloured	<b>67.73 €</b>
<b>7062302</b> set 2, aluminium coloured	<b>152.69 €</b>
<b>7062303</b> set 3, aluminium coloured	<b>185.97 €</b>
<b>7062305</b> set 5, aluminium coloured	<b>287.48 €</b>

<b>7062310</b> single lamp without switch, black	<b>55.04 €</b>
<b>7062311</b> single lamp with switch, black	<b>67.73 €</b>
<b>7062312</b> set 2, black	<b>152.69 €</b>
<b>7062313</b> set 3, black	<b>185.97 €</b>
<b>7062315</b> set 5, black	<b>287.48 €</b>

#### Optional accessories

<b>7061049</b> LED connection line, white, L 2000 mm	<b>4.03 €</b>
--	---------------



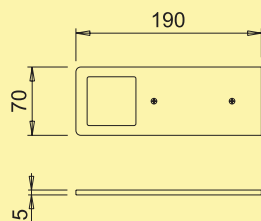

### LED converter 20



- 20 watts, 12 VDC
- with 6-fold distributor
- 2000 mm mains connecting line
- connecting values of the individual lamps are to be observed (watt)

<b>7062309</b> grey	<b>46.30 €</b>
---------------------	----------------





### AstraLED SE aluminium coloured



Lamp for mounting from below. Aluminium housing, 5 mm, illumination without visible LED points with integrated touch switch.

**Individual lamp without or with LED Touch switch and dimmer (w. LED Touch s. d.)**

- 5 watt, 24 V, two colour ranges: **3000 K** warm white, **3900 K** neutral white
- 65 lumen/watt
- brightness continuously dimmable using LED touch switch and dimmer
- 150 mm supply line, 2000 mm connecting line with mini-plug-in system
- additional memory function: the last setting is saved

**Set 2, 3, 5 with LED Touch switch and dimmer consisting of:**

- 1, 2 or 4 individual lamps with switch (7063314/7063343)
- 1 individual lamp with LED Touch switch and dimmer (7063315/7063344)
- 1 LED converter 2430 (7062250)
- may be extended to 6 lamps

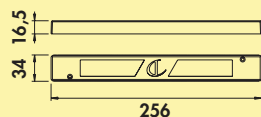
**This product contains a light source with the energy efficiency class F.**

<b>7063314</b> individual lamp without switch, <b>3000 K</b> warm white	<b>48.32 €</b>
<b>7063315</b> single lamp w. LED Touch s. d., <b>3000 K</b> warm white	<b>99.16 €</b>
<b>7063316</b> set-2, <b>3000 K</b> warm white	<b>169.75 €</b>
<b>7063317</b> set-3, <b>3000 K</b> warm white	<b>210.08 €</b>
<b>7063319</b> set-5, <b>3000 K</b> warm white	<b>305.04 €</b>

<b>7063343</b> individual lamp without switch, <b>3900 K</b> neutral white	<b>48.32 €</b>
<b>7063344</b> single lamp w. LED Touch s. d., <b>3900 K</b> neutral white	<b>99.16 €</b>
<b>7063345</b> set-2, <b>3900 K</b> neutral white	<b>169.75 €</b>
<b>7063346</b> set-3, <b>3900 K</b> neutral white	<b>210.08 €</b>
<b>7063347</b> set-5, <b>3900 K</b> neutral white	<b>305.04 €</b>

#### Optional accessories

<b>7062252</b> LED connection line 24, white, L 2000 mm	<b>4.71 €</b>
---	---------------



### LED converter 2430

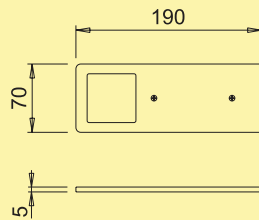


- 30 watts, 24 VDC
- with 9-fold distributor
- 2000 mm mains connecting line
- connecting values of the individual lamps are to be observed (watt)

<b>7062250</b> white	<b>61.43 €</b>
----------------------	----------------



Lighting technology



### AstraLED SE black matt



Lamp for mounting from below. Aluminium housing, 5 mm, illumination without visible LED points with integrated touch switch.

**Individual lamp without or with LED Touch switch and dimmer (w. LED Touch s. d.)**

- 5 watt, 24 V, two colour ranges: **3000 K** warm white, **3900 K** neutral white
- 65 lumen/watt
- brightness continuously dimmable using LED touch switch and dimmer
- 150 mm supply line, 2000 mm connecting line with mini-plug-in system
- additional memory function: the last setting is saved

**Set 2, 3, 5 with LED Touch switch and dimmer consisting of:**


- 1, 2 or 4 individual lamps with switch (7063333/7063348)
- 1 individual lamp with LED Touch switch and dimmer (7063334/7063349)
- 1 LED converter 2430 (7062250)
- may be extended to 6 lamps

**This product contains a light source with the energy efficiency class F.**

<b>7063333</b> single lamp without switch, <b>3000 K</b> warm white	<b>58.82 €</b>
<b>7063334</b> single lamp w. LED Touch s. d., <b>3000 K</b> warm white	<b>109.24 €</b>
<b>7063335</b> set-2, <b>3000 K</b> warm white	<b>181.51 €</b>
<b>7063336</b> set-3, <b>3000 K</b> warm white	<b>227.31 €</b>
<b>7063337</b> set-5, <b>3000 K</b> warm white	<b>333.61 €</b>
<b>7063348</b> individual lamp without switch, <b>3900 K</b> neutral white	<b>58.82 €</b>
<b>7063349</b> single lamp w. LED Touch s. d., <b>3900 K</b> neutral white	<b>109.24 €</b>
<b>7063350</b> set-2, <b>3900 K</b> neutral white	<b>181.51 €</b>
<b>7063351</b> set-3, <b>3900 K</b> neutral white	<b>227.31 €</b>
<b>7063352</b> set-5, <b>3900 K</b> neutral white	<b>333.61 €</b>

#### Optional accessories

<b>7062252</b> LED connection line 24, white, L 2000 mm	<b>4.71 €</b>
---	---------------

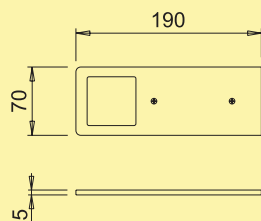


### LED converter 2430



- 30 watts, 24 VDC
- with 9-fold distributor
- 2000 mm mains connecting line
- connecting values of the individual lamps are to be observed (watt)

<b>7062250</b> white	<b>61.43 €</b>
----------------------	----------------



### AstraLED SE white



Lamp for mounting from below. Aluminium housing, 5 mm, illumination without visible LED points with integrated touch switch.

**Individual lamp without or with LED Touch switch and dimmer (w. LED Touch s. d.)**

- 5 watt, 24 V, two colour ranges: **3000 K** warm white, **3900 K** neutral white
- 65 lumen/watt
- brightness continuously dimmable using LED touch switch and dimmer
- 150 mm supply line, 2000 mm connecting line with mini-plug-in system
- additional memory function: the last setting is saved

#### Set 2, 3, 5 with LED Touch switch and dimmer consisting of:

- 1, 2 or 4 individual lamps with switch (7063338/7063353)
- 1 individual lamp with LED Touch switch and dimmer (7063339/7063354)
- 1 LED converter 2430 (7062250)
- may be extended to 6 lamps

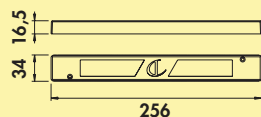
**This product contains a light source with the energy efficiency class F.**

<b>7063338</b> individual lamp without switch, <b>3000 K</b> warm white	<b>58.82 €</b>
<b>7063339</b> single lamp w. LED Touch s. d., <b>3000 K</b> warm white	<b>109.24 €</b>
<b>7063340</b> set-2, <b>3000 K</b> warm white	<b>181.51 €</b>
<b>7063341</b> set-3, <b>3000 K</b> warm white	<b>227.31 €</b>
<b>7063342</b> set-5, <b>3000 K</b> warm white	<b>333.61 €</b>

<b>7063353</b> individual lamp without switch, <b>3900 K</b> neutral white	<b>58.82 €</b>
<b>7063354</b> single lamp w. LED Touch s. d., <b>3900 K</b> neutral white	<b>109.24 €</b>
<b>7063355</b> set-2, <b>3900 K</b> neutral white	<b>181.51 €</b>
<b>7063356</b> set-3, <b>3900 K</b> neutral white	<b>227.31 €</b>
<b>7063357</b> set-5, <b>3900 K</b> neutral white	<b>333.61 €</b>

#### Optional accessories

<b>7062252</b> LED connection line 24, white, L 2000 mm	<b>4.71 €</b>
---	---------------



### LED converter 2430

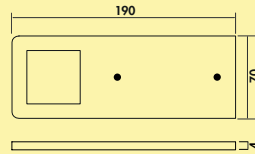


- 30 watts, 24 VDC
- with 9-fold distributor
- 2000 mm mains connecting line
- connecting values of the individual lamps are to be observed (watt)

<b>7062250</b> white	<b>61.43 €</b>
----------------------	----------------



Lighting technology



### AstraLED



Lamp for mounting from below. Aluminium housing, 4 mm.

#### Individual lamp without switch

- 5 watt, 24 V, 3100 K warm white
- 75 lumen/watt
- brightness continuously dimmable using LED touch switch and dimmer
- 2000 mm supply line, 2000 mm connecting line with mini-plug-in system
- additional memory function: the last setting is saved

#### Set 4 with LED touch switch and dimmer consisting of:

- 4 individual lamps with switch (7063304)
- 1 LED touch switch and dimmer (7062189)
- 1 LED converter 2430 (7062250)
- may be extended to 6 lamps

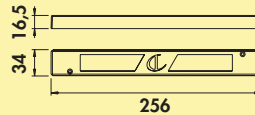
**This product contains a light source with the energy efficiency class F.**

**7063304** individual lamp without switch, aluminium **55.46 €**

**7063300** set-4, aluminium **248.74 €**

#### Optional accessories

**7062252** LED connection line 24, white, L 2000 mm **4.71 €**



### LED converter 2430



- 30 watts, 24 VDC
- with 9-fold distributor
- 2000 mm mains connecting line
- connecting values of the individual lamps are to be observed (watt)

**7062250** white **61.43 €**

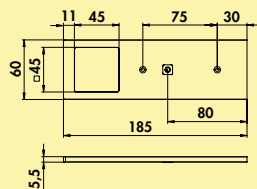


### LED Touch switch



- with 10-fold distributor
- 2000 mm supply line
- 2000 mm connection line
- suitable for 12 V and 24 VDC
- dimmer function: brightness continuously dimmable

**7062189** silver coloured **42.44 €**



### Forato LED aluminium coloured



Lamp for mounting from below Aluminium housing, **aluminium coloured**. Illumination without visible LED points with integrated switch. (screwed through)

#### Individual lamp without or with switch and dimmer (w. s. d.)

- 3 watt, 12 V, two colour ranges: **3000 K** warm white, **4000 K** neutral white
- 85 lumen/watt
- 200 mm supply line, 1800 mm connecting line with mini-plug-in system

#### Set 2, 3, 5 with switch consisting of:

- 1, 2 or 4 individual lamps without switch (7062350/7062380)
- 1 individual lamp with switch (7062351/7062381)
- 1 LED converter 20 (7062309)
- may be extended to 6 lamps

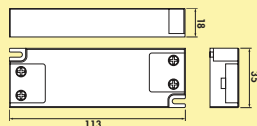
**This product contains a light source with the energy efficiency class F.**

<b>7062350</b> single lamp without switch, <b>3000 K</b> warm white	<b>52.52 €</b>
<b>7062351</b> single lamp w. s. d., <b>3000 K</b> warm white	<b>58.57 €</b>
<b>7062352</b> set 2, <b>3000 K</b> warm white	<b>145.55 €</b>
<b>7062353</b> set 3, <b>3000 K</b> warm white	<b>177.90 €</b>
<b>7062354</b> set 5, <b>3000 K</b> warm white	<b>278.49 €</b>

<b>7062380</b> single lamp without switch, <b>4000 K</b> neutral white	<b>52.52 €</b>
<b>7062381</b> single lamp w. s. d., <b>4000 K</b> neutral white	<b>58.57 €</b>
<b>7062382</b> set 2, <b>4000 K</b> neutral white	<b>145.55 €</b>
<b>7062383</b> set 3, <b>4000 K</b> neutral white	<b>177.90 €</b>
<b>7062384</b> set 5, <b>4000 K</b> neutral white	<b>278.49 €</b>

#### Optional accessories

<b>7061049</b> LED connection line, white, L 2000 mm	<b>4.03 €</b>
--	---------------



### LED converter 20

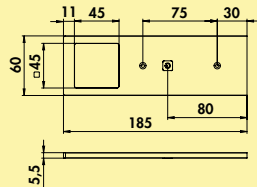


- 20 watts, 12 VDC
- with 6-fold distributor
- 2000 mm mains connecting line
- connecting values of the individual lamps are to be observed (watt)

<b>7062309</b> grey	<b>46.30 €</b>
---------------------	----------------



Lighting technology



### Forato LED black matt



Lamp for mounting from below Aluminium housing, **black matt**. Illumination without visible LED points with integrated switch. (screwed through)

#### Individual lamp without or with switch and dimmer (w. s. d.)

- 3 watt, 12 V, two colour ranges: **3000 K** warm white, **4000 K** neutral white
- 85 lumen/watt
- 200 mm supply line, 1800 mm connecting line with mini-plug-in system

#### Set 2, 3, 5 with switch consisting of:

- 1, 2 or 4 individual lamps without switch (7062355/7062385)
- 1 individual lamp with switch (7062356/7062386)
- 1 LED converter 20 (7062309)
- may be extended to 6 lamps

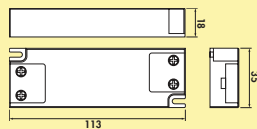
**This product contains a light source with the energy efficiency class F.**

<b>7062355</b> single lamp without switch, <b>3000 K</b> warm white	<b>52.52 €</b>
<b>7062356</b> single lamp w. s. d., <b>3000 K</b> warm white	<b>58.57 €</b>
<b>7062357</b> set 2, <b>3000 K</b> warm white	<b>145.55 €</b>
<b>7062358</b> set 3, <b>3000 K</b> warm white	<b>177.90 €</b>
<b>7062359</b> set 5, <b>3000 K</b> warm white	<b>278.49 €</b>

<b>7062385</b> single lamp without switch, <b>4000 K</b> neutral white	<b>52.52 €</b>
<b>7062386</b> single lamp w. s. d., <b>4000 K</b> neutral white	<b>58.57 €</b>
<b>7062387</b> set 2, <b>4000 K</b> neutral white	<b>145.55 €</b>
<b>7062388</b> set 3, <b>4000 K</b> neutral white	<b>177.90 €</b>
<b>7062389</b> set 5, <b>4000 K</b> neutral white	<b>278.49 €</b>

#### Optional accessories

<b>7061049</b> LED connection line, white, L 2000 mm	<b>4.03 €</b>
--	---------------

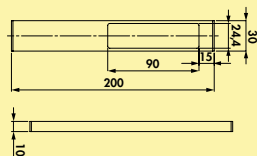


### LED converter 20



- 20 watts, 12 VDC
- with 6-fold distributor
- 2000 mm mains connecting line
- connecting values of the individual lamps are to be observed (watt)

<b>7062309</b> grey	<b>46.30 €</b>
---------------------	----------------



### Stretto LED



Lamp mounted from below. **Aluminium body**, illumination without visible LED points.

#### Individual lamp without or with switch

- 3 watts, 12 V, 4000 K neutral white
- 85 lumen/watt
- 1800 mm supply line

#### Set 2, 3, 5 with switch consisting of:

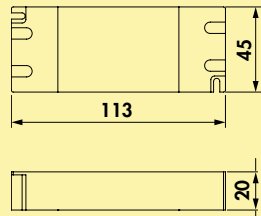
- 1, 2 or 4 individual lamps without switch (7062200)
- 1 individual lamp with switch (7062201)
- 1 LED converter 15 ST (7062210)
- may be extended to 5 lamps

**This product contains a light source of energy efficiency class F.**

<b>7062200</b> single lamp without switch, aluminium coloured	<b>50.50 €</b>
<b>7062201</b> single lamp with switch, aluminium coloured	<b>57.06 €</b>
<b>7062202</b> set 2, aluminium coloured	<b>140.17 €</b>
<b>7062203</b> set 3, aluminium coloured	<b>173.36 €</b>
<b>7062205</b> set 5, aluminium coloured	<b>266.81 €</b>

#### Optional accessories

<b>7061049</b> LED connection line, white, L 2000 mm	<b>4.03 €</b>
--	---------------



### LED converter 15 ST

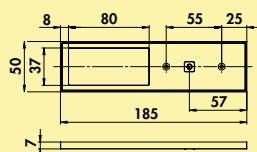


- 15 watts, 12 VDC
- with 6-fold distributor
- 2000 mm mains connection line
- connection values of the individual lamps are to be observed (watt)

<b>7062210</b> grey	<b>41.60 €</b>
---------------------	----------------



Lighting technology



### Gresso LED



Lamp mounted from below. Plastic body, illumination without visible LED points with integrated switch.

#### Individual lamp without or with switch and dimmer (w. s. d.)

- 3 watts, 12 V, 4000 K neutral white
- 85 lumen/watt
- 200 mm supply line, 1800 mm connection line with mini-plug-in system

#### Set 2, 3, 5 with switch consisting of:

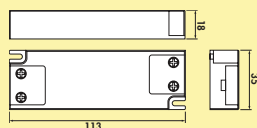
- 1, 2 or 4 individual lamps without switch (7062364)
- 1 individual lamp with switch (7062365)
- 1 LED converter 20 (7062309)
- may be extended to 6 lamps

**This product contains a light source of energy efficiency class F.**

<b>7062364</b> single lamp without switch, aluminium coloured	<b>47.39 €</b>
<b>7062365</b> single lamp w. s. d., aluminium coloured	<b>57.90 €</b>
<b>7062366</b> set 2, aluminium coloured	<b>127.56 €</b>
<b>7062367</b> set 3, aluminium coloured	<b>157.23 €</b>
<b>7062368</b> set 5, aluminium coloured	<b>232.69 €</b>

#### Optional accessories

<b>7061049</b> LED connection line, white, L 2000 mm	<b>4.03 €</b>
--	---------------



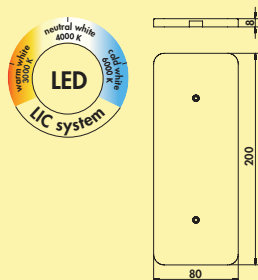
### LED converter 20



- 20 watts, 12 VDC
- with 6-fold distributor
- 2000 mm mains connecting line
- connecting values of the individual lamps are to be observed (watt)

<b>7062309</b> grey	<b>46.30 €</b>
---------------------	----------------





### Pure colour change LED



Lamp mounted from below. Plastic housing, translucent white. Illumination without visible LED points. When switched off, the entire body of the lamp is made of translucent plastic, white matt.

#### Individual lamp without switch

- housing can be screwed through with white cover caps
- 3,8 watts, 12 V
- continuous control of the light colour from **2700 K** warm white to **6500 K** cold white
- memory function: the last setting is stored
- dimmer function: brightness continuously dimmable
- max. 80 lumen/watt at **6500 K** cold white
- **sockets for mini plug system integrated in the lamp housing**
- 1800 supply line with mini plug-in system

#### Set 2, 3, 5 with switch consisting of:

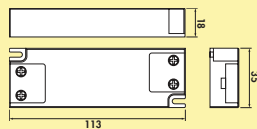
- 1, 2 or 4 individual lamps without switch (7063372)
- 1 individual lamp with switch (7063376)
- 1 LED converter 20 (7062309)

Design by STUDIO MORITZ PUTZIER, Cologne.

This product contains a light source of energy efficiency class G.

The matching colour change function converters and remote controls can be found in catalogue 1 page 268–270/24 EN.

<b>7063372</b> single lamp without switch, LIC LED-System kompatibel, white matt	<b>61.34 €</b>
<b>7063376</b> single lamp with switch, white matt	<b>77.31 €</b>
<b>7063377</b> set 2, white matt	<b>177.31 €</b>
<b>7063378</b> set 3, white matt	<b>239.50 €</b>
<b>7063379</b> set 5, white matt	<b>362.18 €</b>
<b>Optional accessories</b>	
<b>7061049</b> LED connection line, white, L 2000 mm	<b>4.03 €</b>



### LED converter 20

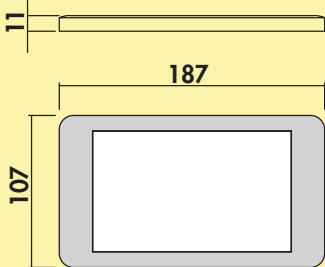
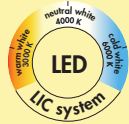


- 20 watts, 12 VDC
- with 6-fold distributor
- 2000 mm mains connecting line
- connecting values of the individual lamps are to be observed (watt)

<b>7062309</b> grey	<b>46.30 €</b>
---------------------	----------------



Lighting technology



### Hull colour change LED



Lamp mounted from below. Plastic body, translucent light diffuser, homogenous illumination without visible LED points.

#### Individual lamp without switch

- 5.5 watts, 12 V
- continuous control of the light colour from **2700 K** warm white to **6500 K** cold white
- memory function: the last setting is stored
- dimmer function: brightness continuously dimmable
- max. 74.5 lumen/watt at **6500 K** cold white
- 1800 mm supply line with mini-plug-in system
- connection to LED converter 30 (7061026)

#### Set 2, 3, 5 with colour change LED Touch switch and dimmer consisting of:

- 2, 3 or 5 individual lamps without switch (7061140)
- 1 colour change LED Touch switch and dimmer (7061131)
- 1 LED converter 30 (7061026)

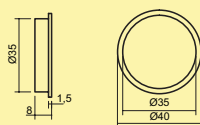
**This product contains a light source of energy efficiency class D.**

The matching colour change function converters and remote controls for individual lamp without switch can be found in catalogue 1 page 268–270/24 EN.

<b>7061140</b> single lamp without switch, LIC LED system compatible, stainless steel coloured	<b>93.45 €</b>
<b>7061141</b> set 2, stainless steel coloured	<b>278.49 €</b>
<b>7061142</b> set 3, stainless steel coloured	<b>370.08 €</b>
<b>7061143</b> set 5, stainless steel coloured	<b>549.75 €</b>

#### Optional accessories

<b>7061049</b> LED connection line, white, L 2000 mm	<b>4.03 €</b>
--	---------------




### Colour change LED Touch switch and dimmer



- for colour change LED
- continuous control of the light colour from **2700 K** warm white to **6500 K** cold white
- memory function: the last colour setting is stored
- dimmer function: brightness dimmable in three steps
- 12 V/24 V, 2.5 A
- 1000/2000 mm supply line with mini plug-in system

<b>7061131</b> stainless steel coloured	<b>56.89 €</b>
---	----------------



**LED converter 30**



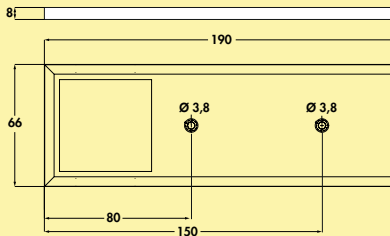
- 30 watts, 12 VDC
- with 6-fold distributor
- 2000 mm mains connection line
- connection values of the individual lamps are to be observed (watt)

7061026 grey

64.29 €



Lighting technology



### Intorno L colour change LED



Lamp mounted from below. Plastic body, 25 Power LEDs.

#### Individual lamp without switch

- 2 watts, 24 V
- continuous control of the light colour from **2700 K** warm white to **6500 K** cold white
- memory function: the last setting is stored
- dimmer function: brightness continuously dimmable
- 80 lumen/watt at **6500 K** cold white
- 2000 mm supply line
- design height 8 mm

#### Set 2, 3 with colour change LED Touch switch and dimmer consisting of:

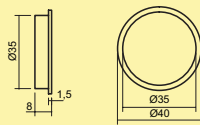
- 2 or 3 individual lamps without switch (7061170)
- 1 colour change LED Touch switch and dimmer (7061131)
- 1 LED converter 24 E (7061169)
- may be extended to 6 lamps

**This product contains a light source of energy efficiency class G.**

7061170	single lamp without switch, stainless steel coloured	50.50 €
7061171	set 2, stainless steel coloured	181.43 €
7061172	set 3, stainless steel coloured	229.08 €

#### Optional accessories

7061049	LED connection line, white, L 2000 mm	4.03 €
---------	---------------------------------------	--------

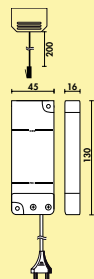


### Colour change LED Touch switch and dimmer



- for colour change LED
- continuous control of the light colour from **2700 K** warm white to **6500 K** cold white
- memory function: the last colour setting is stored
- dimmer function: brightness dimmable in three steps
- 12 V/24 V, 2.5 A
- 1000/2000 mm supply line with mini plug-in system

7061131	stainless steel coloured	56.89 €
---------	--------------------------	---------

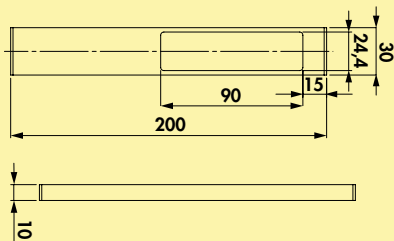
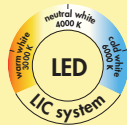


### LED converter 24 E



- 15 watts, 24 VDC
- with 6-fold distributor
- 2000 mm mains connection line
- connection values of the individual lamps are to be observed (watt)

7061169	white	45.21 €
---------	-------	---------



### Stretto colour change LED



Lamp mounted from below. Aluminium body, translucent light diffuser, illumination without visible LED points with colour change.

#### Individual lamp without switch

- 3 watts, 12 V
- continuous control of the light colour from **2700 K** warm white to **6500 K** cold white
- memory function: the last setting is stored
- dimmer function: brightness continuously dimmable
- max. 78 lumen/watt at **6500 K** cold white
- 1800 mm supply line with mini-plug-in system
- LIC LED system compatible

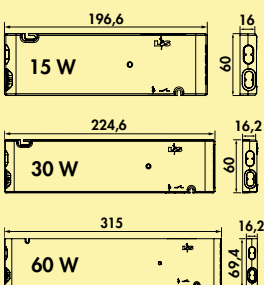
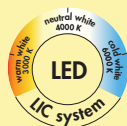
**This product contains a light source of energy efficiency class G.**

You'll find further colour change function converters and remote controls for individual lamp without switch in catalogue 1 page 268–270/24 EN.

**7062206** single lamp without switch, stainless steel col. **55.21 €**

#### Optional accessories

**7061049** LED connection line, white, L 2000 mm **4.03 €**



### FW function converter



The FW function converter for colour change lighting systems.

- white
- 12 VDC
- max. 36 watt load per slot on the converter
- 2000 mm mains connection line
- **switchable by Bluetooth app (module 3) or by optionally available radio remote control**

**7061286** module 2 (radio), 15 W, 4-way distributor **95.21 €**

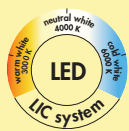
**7061271** module 2 (radio), 30 W, 6-way distributor **121.26 €**

**7061273** module 2 (radio), 60 W, 6-way distributor **152.69 €**

**7061287** module 3 (Bluetooth + radio), 15 W, 4-way distributor **127.56 €**

**7061281** module 3 (Bluetooth + radio), 30 W, 6-way distributor **156.30 €**

**7061283** module 3 (Bluetooth + radio), 60 W, 6-way distributor **188.66 €**



**1-channel colour change remote control** CE

- stepless control of the light colour
- dimming function
- auto memory: brightness and light temperature settings are saved
- one controller can be used for various colour change converters
- 8 x 90 x 50 mm (H x L x B)

<b>7061285</b> white	<b>53.61 €</b>
----------------------	----------------



**230 volt connecting line** CE

For connecting several FW function converters.

<b>7061284</b> L 300 mm, white	<b>3.28 €</b>
<b>7061279</b> L 1000 mm, white	<b>5.46 €</b>

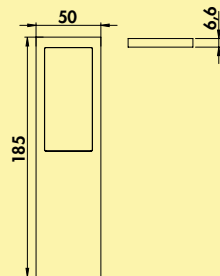
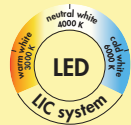


**Distributor 6-fold**

- for 12 VDC
- with 200 mm of supply line

<b>7061244</b> black	<b>6.97 €</b>
----------------------	---------------

Lighting  
technology



### Levello colour change LED



Lamp mounted from below. Aluminium body, illumination without visible LED points.

#### Individual lamp without or with switch

- 4 watts, 12 V
- continuous control of the light colour from 2700 K warm white to 6500 K cold white
- memory function: the last setting is stored
- dimmer function: brightness continuously dimmable
- max. 78 lumen/watt at 6500 K cold white
- 1800 mm supply line with mini-plug-in system

#### Set 2, 3, 5 with switch consisting of:

- 1, 2 or 4 individual lamps without switch (7062320/7062330)
- 1 individual lamp with switch (7062321/7062331)
- 1 LED converter 20 (7062309)
- may be extended to 5 lamps

**This product contains a light source of energy efficiency class F.**

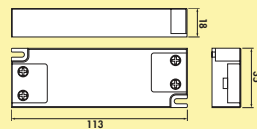
**You'll find further colour change function converters and remote controls for individual lamp without switch in catalogue 1 page 268–270/24 EN.**

<b>7062320</b> single lamp without switch, LIC LED system compatible, aluminium coloured	<b>68.74 €</b>
<b>7062321</b> single lamp with switch, aluminium coloured	<b>83.61 €</b>
<b>7062322</b> set 2, aluminium coloured	<b>177.90 €</b>
<b>7062323</b> set 3, aluminium coloured	<b>232.69 €</b>
<b>7062325</b> set 5, aluminium coloured	<b>332.35 €</b>

<b>7062330</b> single lamp without switch, LIC LED system compatible, black	<b>68.74 €</b>
<b>7062331</b> single lamp with switch, black	<b>83.61 €</b>
<b>7062332</b> set 2, black	<b>177.90 €</b>
<b>7062333</b> set 3, black	<b>232.69 €</b>
<b>7062335</b> set 5, black	<b>332.35 €</b>

#### Optional accessories

<b>7061049</b> LED connection line, white, L 2000 mm	<b>4.03 €</b>
--	---------------



### LED converter 20



- 20 watts, 12 VDC
- with 6-fold distributor
- 2000 mm mains connecting line
- connecting values of the individual lamps are to be observed (watt)

<b>7062309</b> grey	<b>46.30 €</b>
---------------------	----------------

Lighting  
technology



# LUMICA®

## Built-in and surface mounted lamps

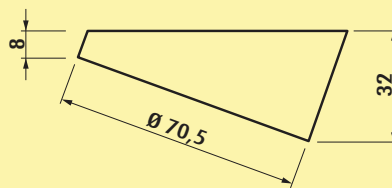
Perfect lighting efficiency in the  
smallest of spaces



■ Slash LED	Page 316
Slash E LED	Page 317
Need LED	Page 318
Anelli LED	Page 319–320
LED board	Page 321
Kronos colour change LED	Page 322
Unika 1/2/3/4 colour change LED	Page 323–325
Nova Plus colour change LED	Page 326–327
Riflettore colour change LED	Page 328
Anelli colour change LED	Page 329–330



Lighting  
technology



### Slash LED



Surface mounted lamp. Aluminium body, illumination without visible LED points.

#### Individual lamp without switch

- 3 watts, 12 V, 3000 K warm white
- 120 lumen/watt
- 2000 mm supply line, can easily be separated from the lamp body

#### Set 2, 3, 5 without switch consisting of:

- 2, 3 or 5 individual lamps without switch (7063200/7063201)
- 1 LED converter 6 (7062211)
- may be extended to 5 lamps

**This product contains a light source of energy efficiency class G.**

<b>7063200</b> single lamp without switch, stainless steel coloured	<b>38.67 €</b>
<b>7063268</b> set 2, stainless steel coloured	<b>97.90 €</b>
<b>7063263</b> set 3, stainless steel coloured	<b>138.07 €</b>
<b>7063265</b> set 5, stainless steel coloured	<b>214.96 €</b>
<b>7063201</b> single lamp without switch, black	<b>40.53 €</b>
<b>7063212</b> set 2, black	<b>103.11 €</b>
<b>7063213</b> set 3, black	<b>144.20 €</b>
<b>7063215</b> set 5, black	<b>223.70 €</b>
<b>Optional accessories</b>	
<b>7061049</b> LED connection line, white, L 2000 mm	<b>4.03 €</b>



### Slash E LED



Built-in lamp. Plastic body, illumination without visible LED points.

#### Individual lamp without switch

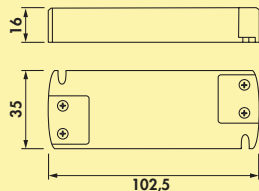
- 3 watts, 12 V, 3000 K warm white
- 120 lumen/watt
- 2000 mm supply line, can easily be separated from the lamp body
- drill Ø 57 mm
- installation depth 12 mm

**This product contains a light source of energy efficiency class G.**

<b>7063299</b> single lamp without switch, stainless steel coloured	<b>33.53 €</b>
<b>7063202</b> single lamp without switch, black	<b>34.54 €</b>

#### Optional accessories

<b>7061049</b> LED connection line, white, L 2000 mm	<b>4.03 €</b>
--	---------------

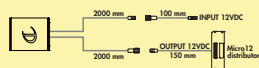


### LED converter 6



- 15 watts, 12 VDC
- with 9-fold distributor
- 2000 mm mains connecting line
- connecting values of the individual lamps are to be observed (watt)

<b>7062211</b> white	<b>38.49 €</b>
----------------------	----------------

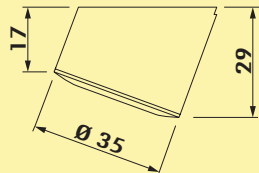


### LED Touch switch



- with 10-fold distributor
- 2000 mm supply line
- 2000 mm connection line
- suitable for 12 V and 24 VDC
- dimmer function: brightness continuously dimmable

<b>7062189</b> silver coloured	<b>42.44 €</b>
--------------------------------	----------------



### Slash switch



Non-contact switch.

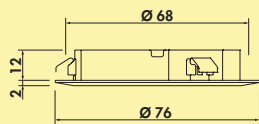
- for all LED converters and low-voltage transformers
- special recommendation for all Slash lights
- 2000 mm mains connecting line with flat European plug
- 500 mm supply line with flat European coupling
- 2000 mm sensor cable

<b>7062094</b> stainless steel	<b>78.49 €</b>
--------------------------------	----------------

Lighting technology



Lighting  
technology



### Need LED



Built-in lamp. Aluminium body, illumination without visible LED points.

#### Individual lamp without switch

- 3 watts, 12 V, 4300 K neutral white
- 130 lumen/watt
- 2000 mm supply line, can easily be separated from the lamp body
- drill Ø 68 mm, installation depth 12 mm

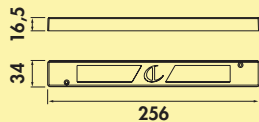
**This product contains a light source of energy efficiency class G.**

You will find suitable switches in catalogue 1 page 399/24 EN.

7063276 single lamp without switch, stainless steel coloured	40.00 €
--	---------

#### Optional accessories

7061049 LED connection line, white, L 2000 mm	4.03 €
---	--------

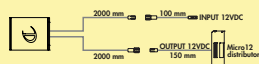


### LED converter 2



- 30 watts, 12 VDC
- with 9-fold distributor
- 2000 mm mains connecting line
- connecting values of the individual lamps are to be observed (watt)

7062218 blanc	51.93 €
---------------	---------

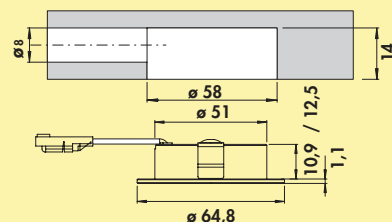


### LED Touch switch



- with 10-fold distributor
- 2000 mm supply line
- 2000 mm connection line
- suitable for 12 V and 24 VDC
- dimmer function: brightness continuously dimmable

7062189 silver coloured	42.44 €
-------------------------	---------



### Anelli LED stainless steel coloured



Built-in lamp. Aluminium body, illumination without visible LED points.

#### Individual lamp without switch

- 4 watts, 12 V, two colour areas: **4000 K** neutral white, **3000 K** warm white
- 62 lumen/watt
- 2000 mm supply line
- drill  $\varnothing$  58 mm

#### Set 2, 3, 5 without switch consisting of:

- 2, 3 or 5 individual lamps without switch (7061324/7063358)
- 1 LED converter 20 (7062309)
- may be extended to 5 lamps

**This product contains a light source of energy efficiency class F.**

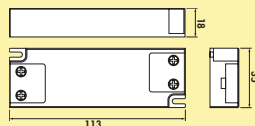
You will find suitable switches in catalogue 1 page 399/24 EN.

<b>7061324</b> single lamp without switch, <b>4000 K</b> neutral white	<b>31.76 €</b>
<b>7061326</b> set 2, <b>4000 K</b> neutral white	<b>91.60 €</b>
<b>7061328</b> set 3, <b>4000 K</b> neutral white	<b>127.56 €</b>
<b>7061330</b> set 5, <b>4000 K</b> neutral white	<b>193.11 €</b>

<b>7063358</b> single lamp without switch, <b>3000 K</b> warm white	<b>31.76 €</b>
<b>7063360</b> set 2, <b>3000 K</b> warm white	<b>91.60 €</b>
<b>7063362</b> set 3, <b>3000 K</b> warm white	<b>127.56 €</b>
<b>7063364</b> set 5, <b>3000 K</b> warm white	<b>193.11 €</b>

#### Optional accessories

<b>7061049</b> LED connection line, white, L 2000 mm	<b>4.03 €</b>
<b>7061322</b> Anelli mounting ring, stainless steel coloured, 15 mm	<b>4.12 €</b>

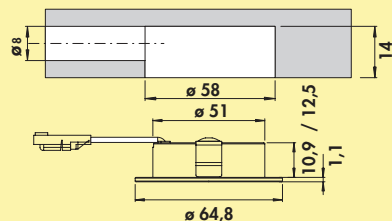


### LED converter 20



- 20 watts, 12 VDC
- with 6-fold distributor
- 2000 mm mains connecting line
- connecting values of the individual lamps are to be observed (watt)

<b>7062309</b> grey	<b>46.30 €</b>
---------------------	----------------



### Anelli LED black matt



Built-in lamp. Aluminium body, illumination without visible LED points.

#### Individual lamp without switch

- 4 watts, 12 V, two colour areas: **4000 K** neutral white, **3000 K** warm white
- 62 lumen/watt
- 2000 mm supply line
- drill Ø 58 mm

#### Set 2, 3, 5 without switch consisting of:

- 2, 3 or 5 individual lamps without switch (7061325/7063359)
- 1 LED converter 20 (7062309)
- may be extended to 5 lamps

**This product contains a light source of energy efficiency class F.**

You will find suitable switches in catalogue 1 page 399/24 EN.

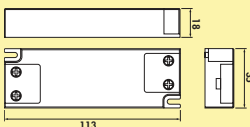
7061325	single lamp without switch, <b>4000 K</b> neutral white	31.76 €
7061327	set 2, <b>4000 K</b> neutral white	91.60 €
7061329	set 3, <b>4000 K</b> neutral white	127.56 €
7061331	set 5, <b>4000 K</b> neutral white	193.11 €

7063359	single lamp without switch, <b>3000 K</b> warm white	31.76 €
7063361	set 2, <b>3000 K</b> warm white	91.60 €
7063363	set 3, <b>3000 K</b> warm white	127.56 €
7063365	set 5, <b>3000 K</b> warm white	193.11 €

#### Optional accessories

7061049	LED connection line, white, L 2000 mm	4.03 €
7061323	Anelli mounting ring, matt black, 15 mm	4.12 €

Lighting  
technology



### LED converter 20



- 20 watts, 12 VDC
- with 6-fold distributor
- 2000 mm mains connecting line
- connecting values of the individual lamps are to be observed (watt)

7062309	grey	46.30 €
---------	------	---------




### LED board

Easy replacement of existing halogen illuminants with modern LED lighting technology. With the LED board, old G4 pin base halogen lamps can quickly and easily be replaced in existing spot light bodies. The existing 12 volt transformer can still be used.

Simply remove the cover glass of the spot light, pull the halogen illuminant from its socket, plug in the new LED illuminant and replace the cover glass again. Done. The transformer and socket remain unchanged.

Replacing the old 20 watt halogen illuminant with the maintenance-free, long-life 2-watt multi-chip LED lamp saves an immediate 18 watts of power per individual lamp.



### LED board



LED illuminant. With G4 pin-type socket, beam angle 100°, UV and IR free light, IP20.

- simple retrofitting of existing halogen lamps, transformer and holder remain unchanged
- low power consumption
- 2 watts, 12/24 V
- 80 lumen/watt

**This product contains a light source of energy efficiency class E.**

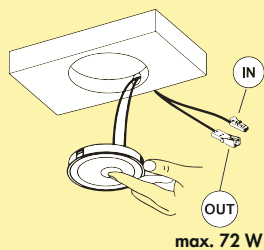
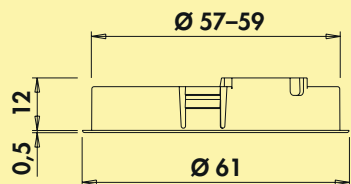
Incorrect polarity (+/-) of the installation can cause sporadic malfunctions (flashing or flickering) of the circuit board.

7061046 4000 K neutral white

13.28 €



Lighting  
technology



### Kronos colour change LED



Lumière encastrable. Boîtier en plastique, rond, éclairage sans points LED visibles avec interrupteur tactile intégré.

#### Individual lamp without switch or with LED Touch switch and dimmer (w. LED Touch s. d.)

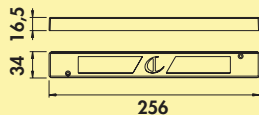
- 2,8 watts, 24 V
- setting of the light colour to **2700 K** warm white or **3900 K** neutral white
- memory function: the last setting is stored
- dimmer function: brightness continuously dimmable
- max. 80 lumen/watt
- 2000 mm supply line
- drill Ø 57–59 mm, installation depth 12 mm
- connection to LED converter 2430 (7062250)

**This product contains a light source of energy efficiency class E.**

<b>7063367</b> single lamp w. LED Touch s. d., black matt	<b>100.84 €</b>
<b>7063366</b> individual lamp without switch, black matt	<b>47.06 €</b>

#### Optional accessories

<b>7062252</b> LED connection line 24, white, L 2000 mm	<b>4.71 €</b>
---	---------------



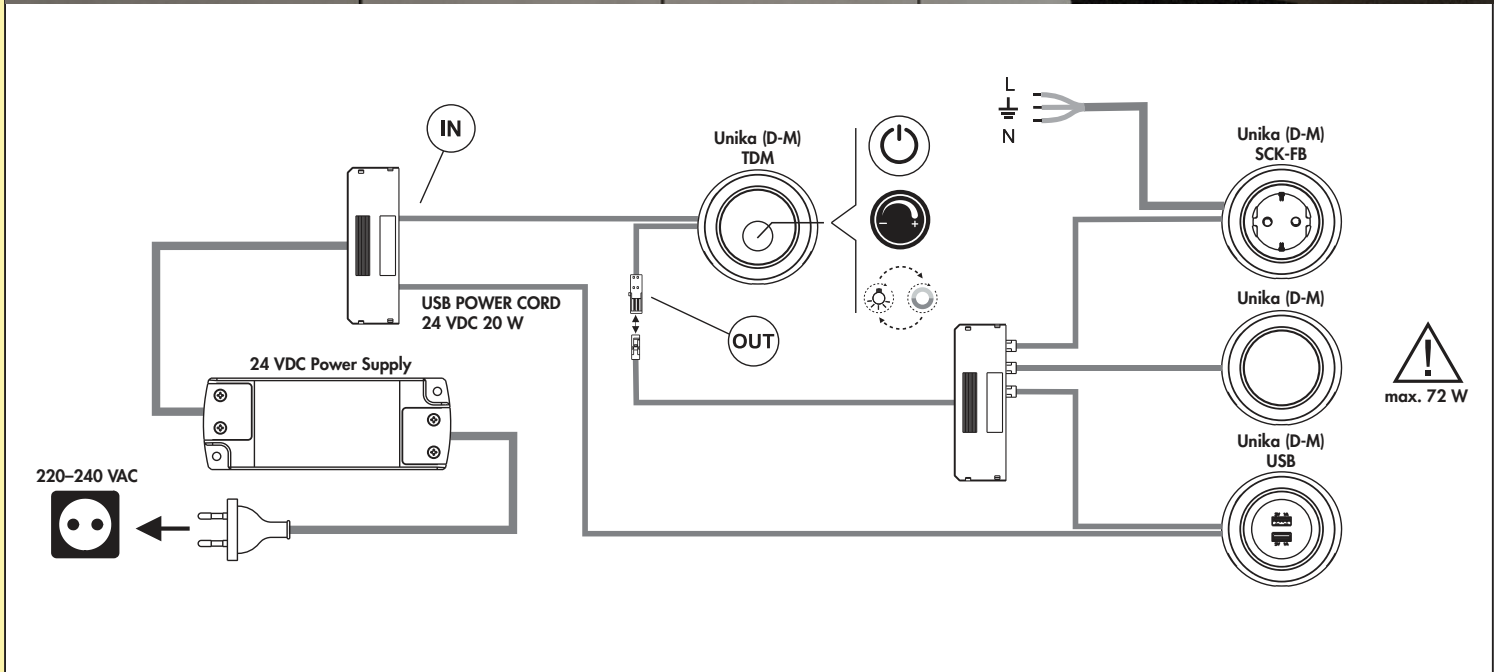
### LED converter 2430



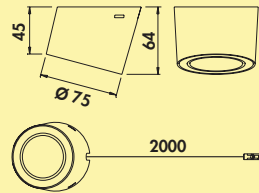
- 30 watts, 24 VDC
- with 9-fold distributor
- 2000 mm mains connecting line
- connecting values of the individual lamps are to be observed (watt)

<b>7062250</b> white	<b>61.43 €</b>
----------------------	----------------





Lighting technology



### Unika 1 colour change LED



Surface mounted lamp. Plastic body, round, illumination without visible LED points.

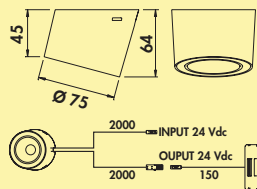
- 4,5 watts, 24 V
- Setting of the light colour to **2700 K** warm white or **3900 K** neutral white (only in conjunction with Unika 2 LED touch switch and dimmer, 7063369)
- memory function: the last setting is stored
- dimmer function: brightness continuously dimmable
- max. 80 lumen/watt
- 2000 mm supply line
- connection to LED converter 2430 (7062250)

**This product contains a light source with the energy efficiency class E.**

**7063368** individual lamp without switch, black matt **65.55 €**

#### Optional accessories

**7062252** LED connection line 24, white, L 2000 mm **4.71 €**



### Unika 2 colour change LED



Surface mounted lamp. Plastic body, round, Illumination without visible LED points with **integrated** touch switch.

#### Individual lamp with LED Touch switch and dimmer (w. LED Touch s. d.)

- 4,5 watts, 24 V
- setting of the the light colour to **2700 K** warm white or **3900 K** neutral white
- memory function: the last setting is stored
- dimmer function: brightness continuously dimmable
- max. 80 lumen/watt
- 2000 mm supply line
- connection to LED converter 2430 (7062250)

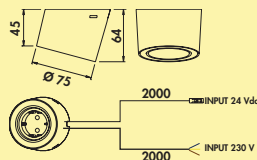
**This product contains a light source with the energy efficiency class E.**

**7063369** single lamp w. LED Touch s. d., black matt **126.05 €**

#### Optional accessories

**7062252** LED connection line 24, white, L 2000 mm **4.71 €**

Lighting  
technology



### Unika 3 colour change LED



Surface mounted lamp. Plastic body, round, Illumination without visible LED points with **integrated** socket.

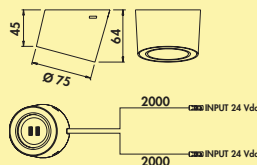
- 4,5 watts, 24 V
- setting of the light colour to **2700 K** warm white or **3900 K** neutral white (only in combination with Unika 2 LED Touch switch and dimmer 7063369)
- memory function: the last setting is stored
- dimmer function: brightness continuously dimmable
- max. 80 lumen/watt
- socket 240 V/16 A
- 2000 mm supply line
- connection to LED converter 2430 (7062250)

**This product contains a light source with the energy efficiency class E.**

**7063370** single lamp with earthed plug sockets, black matt **101.68 €**

#### Optional accessories

**7062252** LED connection line 24, white, L 2000 mm **4.71 €**



### Unika 4 colour change LED



Surface mounted lamp. Plastic body, round, Illumination without visible LED points with **integrated** double USB charger.

- lamp 4,5 watts, 24 V
- USB 20 watts, 24 V
- setting of the light colour to **2700 K** warm white or **3900 K** neutral white (only in combination with Unika 2 LED Touch switch and dimmer 7063369)
- memory function: the last setting is stored
- dimmer function: brightness continuously dimmable
- max. 80 lumen/watt
- 2 x USB charger type A, 5 VDC, 1A/1 out: 2 x 1050 mA
- 2000 mm supply line
- connection to LED converter 2430 (7062250)

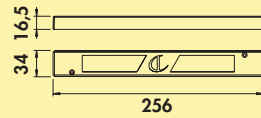

**This product contains a light source with the energy efficiency class E.**

**Please take into account the 20 watt charger power of the converter.**

**7063371** luminaire individuel avec 2-fold USB A, black matt **111.76 €**

#### Optional accessories

**7062252** LED connection line 24, white, L 2000 mm **4.71 €**



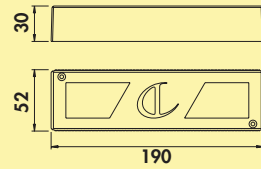
**LED converter 2430**



- 30 watts, 24 VDC
- with 9-fold distributor
- 2000 mm mains connecting line
- connecting values of the individual lamps are to be observed (watt)

7062250 white

61.43 €



**LED converter 2460**



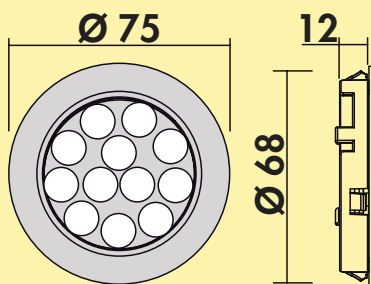
- 60 watts, 24 VDC
- with 9-fold distributor
- 2000 mm mains connecting line
- connecting values of the individual lamps are to be observed (watt)

7062251 white

79.50 €



Lighting  
technology



### Nova Plus colour change LED



Surface mounted lamp, built-in lamp, ceiling light. Plastic body, round, with Power LEDs.

**By removing the spacer ring, it can also be used as a built-in lamp.**

#### Individual lamp without switch

- 3 watts, 12 V
- continuous control of the light colour from **2700 K** warm white to **6500 K** cold white
- memory function: the last setting is stored
- dimmer function: brightness continuously dimmable
- max. 87 lumen/watt at **6500 K** cold white
- 2000 mm supply line with mini-plug-in system
- drill Ø 68 mm, installation depth 12 mm
- connection to LED converter 12 (7061025)

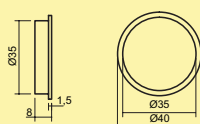
**This product contains a light source of energy efficiency class G.**

The matching colour change function converters and remote controls for individual lamp without switch can be found in catalogue 1 page 268–270/24 EN.

7061334 single lamp without switch, LIC LED system compatible, stainless steel col.	59.16 €
--	---------

#### Optional accessories

7061049 LED connection line, white, L 2000 mm	4.03 €
---	--------

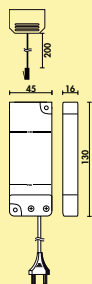


### Colour change LED Touch switch and dimmer



- for colour change LED
- continuous control of the light colour from **2700 K** warm white to **6500 K** cold white
- memory function: the last colour setting is stored
- dimmer function: brightness dimmable in three steps
- 12 V/24 V, 2.5 A
- 1000/2000 mm supply line with mini plug-in system

7061131 stainless steel coloured	56.89 €
----------------------------------	---------



### LED converter 12



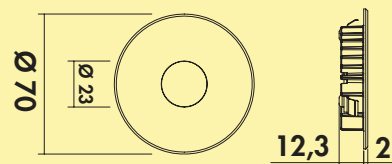
- 15 watts, 12 VDC
- with 6-fold distributor
- 2000 mm mains connection line
- connection values of the individual lamps are to be observed (watt)

7061025 grey

44.45 €



Lighting  
technology



### Riflettore colour change LED



Built-in lamp. Metal body.

#### Individual lamp without switch

- 2.9 watts, 12 V
- continuous control of the light colour from **2700 K** warm white to **6500 K** cold white
- dimmer function: brightness continuously dimmable
- max. 87 lumen/watt at **6500 K** cold white
- 2000 mm supply line with mini-plug-in system
- drill Ø 55–58 mm
- installation depth 12 mm
- connection to LED converter 12 (7061025)
- LIC LED system compatible

**This product contains a light source of energy efficiency class F.**

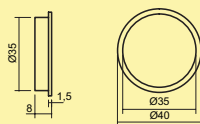
The matching colour change function converters and remote controls can be found in catalogue 1 page 268–270/24 EN.

7061333 individual lamp without switch, stainless steel coloured	34.03 €
--	---------

7061332 individual lamp without switch, black matt	34.03 €
--	---------

#### Optional accessories

7061049 LED connection line, white, L 2000 mm	4.03 €
---	--------

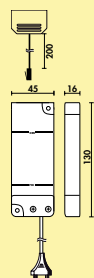


### Colour change LED Touch switch and dimmer



- for colour change LED
- continuous control of the light colour from **2700 K** warm white to **6500 K** cold white
- memory function: the last colour setting is stored
- dimmer function: brightness dimmable in three steps
- 12 V/24 V, 2.5 A
- 1000/2000 mm supply line with mini plug-in system

7061131 stainless steel coloured	56.89 €
----------------------------------	---------

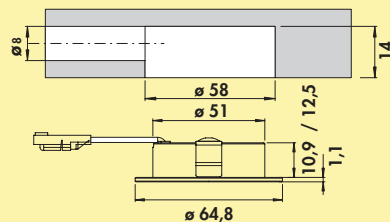
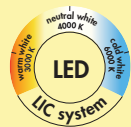


### LED converter 12



- 15 watts, 12 VDC
- with 6-fold distributor
- 2000 mm mains connection line
- connection values of the individual lamps are to be observed (watt)

7061025 grey	44.45 €
--------------	---------



### Anelli colour change LED



Built-in lamp. Aluminium body. Illumination without visible LED points.

#### Individual lamp without switch

- 4 watts, 12 V
- continuous control of the light colour from **2700 K** warm white to **6500 K** cold white
- dimmer function: brightness continuously dimmable
- max. 85 lumen/watt at **6500 K** cold white
- 2000 mm supply line with mini-plug-in system
- drill Ø 58 mm
- installation depth 14 mm
- connection to LED converter 20 (7062309)
- LIC LED system compatible

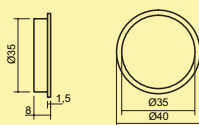
**This product contains a light source of energy efficiency class F.**

The matching colour change function converters and remote controls can be found in catalogue 1 page 268–270/24 EN.

7061320 individual lamp without switch, stainless steel coloured	33.70 €
7061321 individual lamp without switch, black matt	33.70 €

#### Optional accessories

7061049 LED connection line, white, L 2000 mm	4.03 €
7061322 Anelli mounting ring, stainless steel coloured, 15 mm	4.12 €
7061323 Anelli mounting ring, matt black, 15 mm	4.12 €

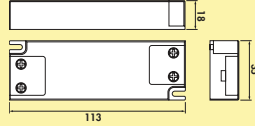


### Colour change LED Touch switch and dimmer



- for colour change LED
- continuous control of the light colour from **2700 K** warm white to **6500 K** cold white
- memory function: the last colour setting is stored
- dimmer function: brightness dimmable in three steps
- 12 V/24 V, 2.5 A
- 1000/2000 mm supply line with mini plug-in system

7061131 stainless steel coloured	56.89 €
----------------------------------	---------



**LED converter 20**



- 20 watts, 12 VDC
- with 6-fold distributor
- 2000 mm mains connecting line
- connecting values of the individual lamps are to be observed (watt)

7062309 grey

46.30 €

Lighting  
technology



# LUMICA®

## Lit glass shelves

Elegantly illuminated  
glass shelves



■ Lista 30 LED

Page 332

Lista 50 colour change LED

Page 333–334

Duo colour change LED

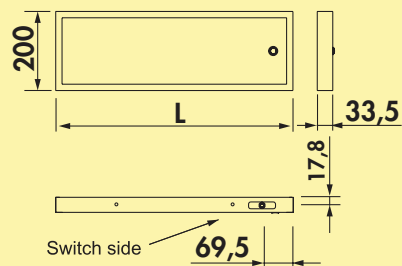
Page 335–336

Liente colour change LED  
wall shelf

Page 337–338



Lighting  
technology



### Lista 30 LED



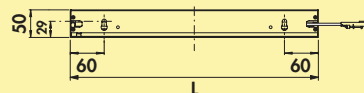
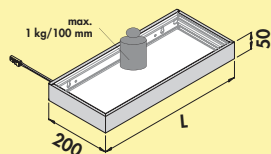

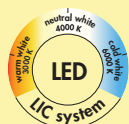

Lit glass shelf. Aluminium body, **stainless steel coloured** or **black matt**, mat safety glass, with LED lighting, uniform illumination over the entire width upward and downward, free-hanging attachment up to a shelf depth of 200 mm, screws mounted invisibly on the back.

#### Lit glass shelf with switch

- 4200 K neutral white
- 83 lumen/watt
- switch integrated into the bottom of the glass shelf
- converter integrated into lit glass shelf
- 2000 mm mains connection line, flat Euro plug enclosed separately
- cable outlet rear right of lamp
- bearing capacity approx. 10 kg

**This product contains a light source of energy efficiency class G.**

<b>7062065</b>	L 450 mm, 3.8 W, stainless steel coloured	<b>201.01 €</b>
<b>7062066</b>	L 600 mm, 5.3 W, stainless steel	<b>222.02 €</b>
<b>7062067</b>	L 900 mm, 8.2 W, stainless steel coloured	<b>250.84 €</b>
<b>7062068</b>	L 1200 mm, 11 W, stainless steel coloured	<b>299.75 €</b>
<b>7062195</b>	L 450 mm, 3.8 W, black matt	<b>217.65 €</b>
<b>7062196</b>	L 600 mm, 5.3 W, black matt	<b>238.57 €</b>
<b>7062197</b>	L 900 mm, 8.2 W, black	<b>270.92 €</b>
<b>7062198</b>	L 1200 mm, 11 W, black matt	<b>321.60 €</b>



### Lista 50 colour change LED



Lit glass shelf. Aluminium body, mat safety glass, with LED lighting, uniform illumination over the entire width upward and downward, free-hanging attachment up to a shelf depth of 200 mm, screws on the back, mounted invisibly.

#### Lit glass shelf

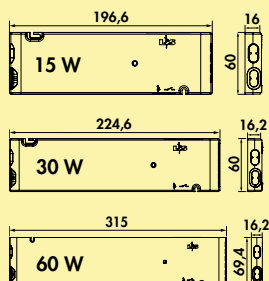
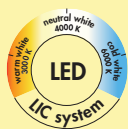
- 12 V, IP20
- continuous control of the light colour from **2700 K** warm white to **6500 K** cold white
- max. 64 lumen/watt at **6500 K** cold white
- 2000 mm supply line with mini-plug-in system
- cable outlet rear left of lamp
- bearing capacity\* approx. 1 kg/100 mm
- incl. angle adjustment
- LIC LED system compatible

**This product contains a light source of energy efficiency class G.**

The matching colour change function converters and remote controls can be found in catalogue 1 page 268–270/24 EN.

\*The load-bearing capacity depends on the wall condition. Suitable mounting material for the respective wall type is to be used.

<b>7062340</b>	L 450 mm, 3.1 W, stainless steel coloured	<b>242.52 €</b>
<b>7062342</b>	L 600 mm, 4.3 W, stainless steel coloured	<b>274.87 €</b>
<b>7062344</b>	L 900 mm, 6.6 W, stainless steel coloured	<b>346.72 €</b>
<b>7062346</b>	L 1200 mm, 9 W, stainless steel coloured	<b>413.19 €</b>
<b>7062341</b>	L 450 mm, 3.1 W, black matt	<b>268.57 €</b>
<b>7062343</b>	L 600 mm, 4.3 W, black matt	<b>308.15 €</b>
<b>7062345</b>	L 900 mm, 6.6 W, black matt	<b>383.61 €</b>
<b>7062347</b>	L 1200 mm, 9 W, black matt	<b>431.18 €</b>



### FW function converter

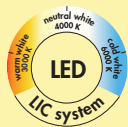


The FW function converter for colour change lighting systems.

- white
- 12 VDC
- max. 36 watt load per slot on the converter
- 2000 mm mains connection line
- **switchable by Bluetooth app (module 3) or by optionally available radio remote control**

<b>7061286</b> module 2 (radio), 15 W, 4-way distributor	<b>95.21 €</b>
<b>7061271</b> module 2 (radio), 30 W, 6-way distributor	<b>121.26 €</b>
<b>7061273</b> module 2 (radio), 60 W, 6-way distributor	<b>152.69 €</b>
<b>7061287</b> module 3 (Bluetooth + radio), 15 W, 4-way distributor	<b>127.56 €</b>
<b>7061281</b> module 3 (Bluetooth + radio), 30 W, 6-way distributor	<b>156.30 €</b>
<b>7061283</b> module 3 (Bluetooth + radio), 60 W, 6-way distributor	<b>188.66 €</b>

Lighting  
technology

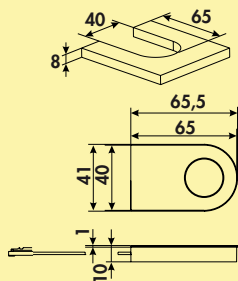
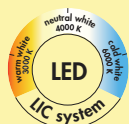


### 1-channel colour change remote control



- stepless control of the light colour
- dimming function
- auto memory: brightness and light temperature settings are saved
- one controller can be used for various colour change converters
- 8 x 90 x 50 mm (H x L x B)

<b>7061285</b> white	<b>53.61 €</b>
----------------------	----------------



### Duo colour change LED



Single lamp, glass shelf lamp. For mounting on glass shelves with metal spring clip, LED light emission 6 LEDs upwards and 6 LEDs downwards.

#### Single lamp without switch

- 0.8 watt, 12 VDC
- 60 lumen/watt
- stepless control of light colour from **2700 K** warm white to **6500 K** cold white
- dimming function: brightness continuously dimmable
- 2000 mm supply line with mini-plug-in system
- panel thickness 6–10 mm
- beam angle 60°
- LIC LED system compatible

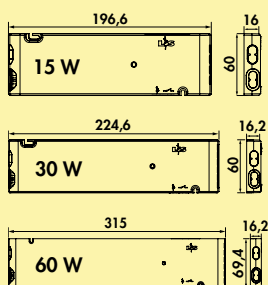
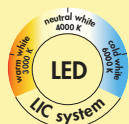
**This product contains a light source of energy efficiency class E.**

The matching colour change function converters and remote controls can be found in catalogue 1 page 268–270/24 EN.

7061079	single lamp without switch, stainless steel coloured	25.21 €
7061088	single lamp without switch, black matt	30.92 €

#### Optional accessories

7061049	LED connection line, white, L 2000 mm	4.03 €
---------	---------------------------------------	--------



### FW function converter

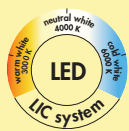


The FW function converter for colour change lighting systems.

- white
- 12 VDC
- max. 36 watt load per slot on the converter
- 2000 mm mains connection line
- **switchable by Bluetooth app (module 3) or by optionally available radio remote control**

7061286	module 2 (radio), 15 W, 4-way distributor	95.21 €
7061271	module 2 (radio), 30 W, 6-way distributor	121.26 €
7061273	module 2 (radio), 60 W, 6-way distributor	152.69 €

7061287	module 3 (Bluetooth + radio), 15 W, 4-way distributor	127.56 €
7061281	module 3 (Bluetooth + radio), 30 W, 6-way distributor	156.30 €
7061283	module 3 (Bluetooth + radio), 60 W, 6-way distributor	188.66 €



### 1-channel colour change remote control



- stepless control of the light colour
- dimming function
- auto memory: brightness and light temperature settings are saved
- one controller can be used for various colour change converters
- 8 x 90 x 50 mm (H x L x B)

7061285 white

53.61 €



### 230 volt connecting line



For connecting several FW function converters.

7061284 L 300 mm, white

3.28 €

7061279 L 1000 mm, white

5.46 €

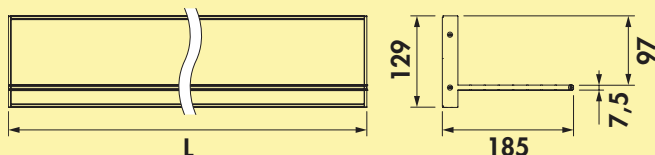
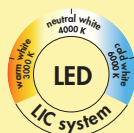



### Distributor 6-fold

- for 12 VDC
- with 200 mm of supply line

7061244 black

6.97 €



### Liente colour change LED wall shelf



Shelf system. Aluminium housing. Lighting above and below, 2 mounting variants.

- 12 V, IP20
- stepless control of the light colour from **2700 K** warm white to **6500 K** cold white
- memory function: the last setting is saved
- dimming function: brightness continuously dimmable
- max. 85 lumen/watt at **6500 K** cold white
- **the 15 and 30-watt converter can be integrated in the wall shelf**
- 200 mm supply cable with mini-plug-in system
- rear panel height 129 mm
- depth 185 mm
- cable outlet rear left
- bearing capacity\* approx. 1 kg/100 mm
- incl. angle adjustment
- LIC LED system compatible

**This product contains a light source with the energy efficiency class G.**

**The matching colour change function converters and remote controls can be found in catalogue 1 page 268–270/24 EN.**

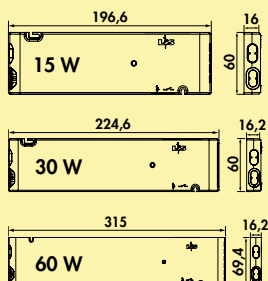
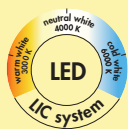
\*The bearing capacity depends on the wall structure, suitable mounting material for the respective wall type needs to be used.

<b>7062393</b> L 600 mm, 13.8 W, stainless steel coloured	<b>262.35 €</b>
<b>7062394</b> L 900 mm, 21 W, stainless steel coloured	<b>362.02 €</b>
<b>7062395</b> L 1200 mm, 28.2 W, stainless steel coloured	<b>453.61 €</b>

<b>7062390</b> L 600 mm, 13.8 W, black matt	<b>278.49 €</b>
<b>7062391</b> L 900 mm, 21 W, black matt	<b>393.45 €</b>
<b>7062392</b> L 1200 mm, 28.2 W, black matt	<b>465.29 €</b>

#### Optional accessories

<b>7061049</b> LED connection line, white, L 2000 mm	<b>4.03 €</b>
--	---------------



### FW function converter

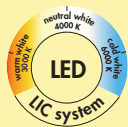


The FW function converter for colour change lighting systems.

- white
- 12 VDC
- max. 36 watt load per slot on the converter
- 2000 mm mains connection line
- **switchable by Bluetooth app (module 3) or by optionally available radio remote control**

<b>7061286</b> module 2 (radio), 15 W, 4-way distributor	<b>95.21 €</b>
<b>7061271</b> module 2 (radio), 30 W, 6-way distributor	<b>121.26 €</b>
<b>7061273</b> module 2 (radio), 60 W, 6-way distributor	<b>152.69 €</b>
<b>7061287</b> module 3 (Bluetooth + radio), 15 W, 4-way distributor	<b>127.56 €</b>
<b>7061281</b> module 3 (Bluetooth + radio), 30 W, 6-way distributor	<b>156.30 €</b>
<b>7061283</b> module 3 (Bluetooth + radio), 60 W, 6-way distributor	<b>188.66 €</b>

Lighting technology



### 1-channel colour change remote control



- stepless control of the light colour
- dimming function
- auto memory: brightness and light temperature settings are saved
- one controller can be used for various colour change converters
- 8 x 90 x 50 mm (H x L x B)

<b>7061285</b> white	<b>53.61 €</b>
----------------------	----------------



# LUMICA®

## Flex Stripes and base lamps

Lighting features  
of a special kind



■ LED Flex Stripes	Page 340–341
LED Flex Stripes colour change	Page 342–343
Calamaro LED Flex Stripes colour change	Page 344–345
LED Flex Stripes RGB	Page 346–347
Calamaro LED Flex Stripes	Page 348
Light profile LED	Page 349
Cosi colour change LED	Page 350–351
Light profile colour change LED	Page 352–353
Prova colour change LED	Page 354–355
Manubrio colour change LED	Page 356–357



### LED Flex Stripes

The LED Flex Stripes packaged in a set in the light colour neutral white, offer diverse possibilities for ambient lighting design at an attractive price.

The LED Stripes are ideal for indoor use and sheltered outdoor use. The single 335 mm long LED Stripes can simply be plugged together up to 6 m.

After that, a new mains connection is required. Extension sets make it possible to use leftover Stripes by reordering LED Stripes Sets or converter Sets. Easy installation with double-sided adhesive tape.

Lighting  
technology



### LED Flex Stripes set



Flexible LED strips à 335 mm. Ambient light. LED cast in silicone, spacing 27 mm, self-adhesive.

#### Flex Stripes

- 2.4 watts per meter, 12 V
- **4000 K** neutral white
- 45 lumen/watt
- strips 8 mm wide, may be shortened every 83 mm, no connection after the cutting point

#### Set consisting of:

- 10 stripes à 335 mm = 3.35 m (7061368)
- 1 LED converter 12 (7061025)
- 2 LED supply lines for LED Flex Stripes (7061175)

**This product contains a light source of energy efficiency class F.**

<b>7061173</b> black	<b>158.99 €</b>
----------------------	-----------------



### LED Flex Stripes



Flexible LED strips. Ambient light. LED cast in silicone, spacing 27 mm, self-adhesive.

#### Flex Stripes

- 2.4 watts per meter, 12 V
- **4000 K** neutral white
- 45 lumen/watt
- strips 8 mm wide, may be shortened every 83 mm, no connection after the cutting point

**This product contains a light source of energy efficiency class F.**

<b>7061368</b> L 335 mm, black	<b>15.04 €</b>
--------------------------------	----------------

<b>7061369</b> L 5000 mm, black	<b>112.61 €</b>
---------------------------------	-----------------



**LED connection line for LED Flex Stripes** CE

– for LED Flex Stripes neutral white (7061174) and colour change (7061183)

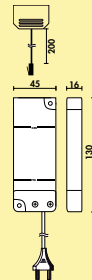
<b>7061179</b> L 40 mm, white	<b>1.68 €</b>
<b>7061168</b> L 1500 mm, white	<b>3.87 €</b>



**Supply line for LED Flex Stripes** CE

– for LED Flex Stripes neutral white (7061174) and colour change (7061183)

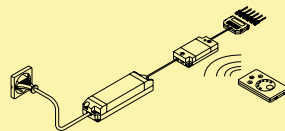
<b>7061175</b> L 2000 mm, white	<b>8.07 €</b>
---------------------------------	---------------



**LED converter 12** □ F CE

- 15 watts, 12 VDC
- with 6-fold distributor
- 2000 mm mains connection line
- connection values of the individual lamps are to be observed (watt)

<b>7061025</b> grey	<b>44.45 €</b>
---------------------	----------------



**LED remote control** CE

- height of the receiver 16 mm
- switching capacity up to 2.5 A
- simple plug connection
- memory function: the last setting is stored
- dimmer function: brightness continuously dimmable
- receiver and remote control included in scope of delivery

<b>7061176</b> white	<b>105.97 €</b>
----------------------	-----------------



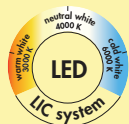
### LED Flex Stripes colour change

The LED Flex Stripes packaged in a set with colour change from **3000 K** to **6000 K**, offer diverse possibilities for ambient lighting design at an attractive price.

The LED Stripes are ideal for indoor use and sheltered outdoor use. The single 335 mm long LED Stripes can simply be plugged together up to 6 m. After that, a new mains connection is required. Extension sets make it possible to use leftover Stripes by reordering LED Stripes Sets or converter Sets.

Easy installation with double-sided adhesive tape.

Lighting  
technology



### LED Flex Stripes set colour change



Flexible LED strips à 335 mm. Ambient light. LED cast in silicone, spacing 27 mm, self-adhesive.

#### Flex Stripes

- 12 watts/set, 12 VDC
- continuous control of the light colour from **3000 K** warm white to **6000 K** cold white
- dimmer function: brightness continuously dimmable
- max. 45 lumen/watt at **6000 K** cold white
- 1 stripe à 335 mm
- strips 8 mm wide, may be shortened every 83 mm, no connection after the cutting point

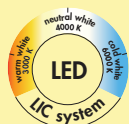
#### Set consisting of:

- 10 stripes à 335 mm = 3.35 m (7061183)
- 2 LED supply lines for LED Flex Stripes (7061175)
- 1-channel colour change remote control (7061285)
- FW functional converter 15 module 2 (7061286)

**This product contains a light source of energy efficiency class E.**

7061119 white

355.71 €



### LED Flex Stripe colour change



Flexible LED strips. Ambient light. LED cast in silicone, spacing 27 mm, self-adhesive.

#### Flex Stripe

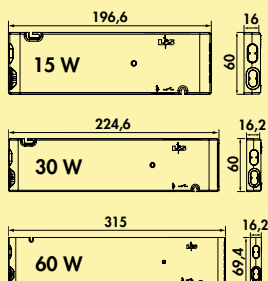
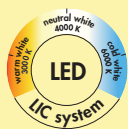
- 1.2 watts, 12 VDC
- continuous control of the light colour from **3000 K** warm white to **6000 K** cold white
- dimmer function: infinitely variable brightness control
- max. 45 lumen/watt at **6000 K** cold white
- strips 8 mm wide, may be shortened every 83 mm, no connection after the cutting point
- LIC LED system compatible

**This product contains a light source of energy efficiency class E.**

**The matching colour change function converters and remote controls for individual lamp without switch can be found in catalogue 1 page 268–270/24 EN.**

7061183 L 335 mm, white

21.34 €



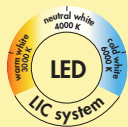
### FW function converter



The FW function converter for colour change lighting systems.

- white
- 12 VDC
- max. 36 watt load per slot on the converter
- 2000 mm mains connection line
- **switchable by Bluetooth app (module 3) or by optionally available radio remote control**

<b>7061286</b> module 2 (radio), 15 W, 4-way distributor	<b>95.21 €</b>
<b>7061271</b> module 2 (radio), 30 W, 6-way distributor	<b>121.26 €</b>
<b>7061273</b> module 2 (radio), 60 W, 6-way distributor	<b>152.69 €</b>
<b>7061287</b> module 3 (Bluetooth + radio), 15 W, 4-way distributor	<b>127.56 €</b>
<b>7061281</b> module 3 (Bluetooth + radio), 30 W, 6-way distributor	<b>156.30 €</b>
<b>7061283</b> module 3 (Bluetooth + radio), 60 W, 6-way distributor	<b>188.66 €</b>



### 1-channel colour change remote control



- stepless control of the light colour
- dimming function
- auto memory: brightness and light temperature settings are saved
- one controller can be used for various colour change converters
- 8 x 90 x 50 mm (H x L x B)

<b>7061285</b> white	<b>53.61 €</b>
----------------------	----------------



### LED connection line for LED Flex Strips



– for LED Flex Strips neutral white (7061174) and colour change (7061183)

<b>7061179</b> L 40 mm, white	<b>1.68 €</b>
<b>7061168</b> L 1500 mm, white	<b>3.87 €</b>



### Supply line for LED Flex Strips



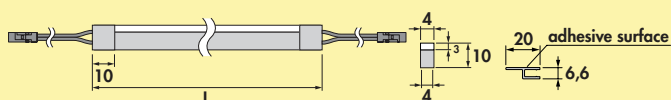
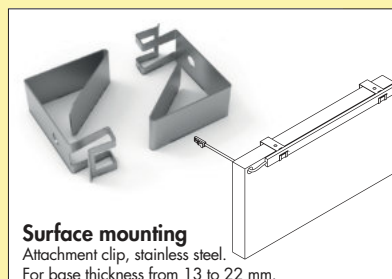
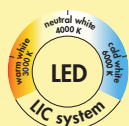
– for LED Flex Strips neutral white (7061174) and colour change (7061183)

<b>7061175</b> L 2000 mm, white	<b>8.07 €</b>
---------------------------------	---------------

Lighting technology



Lighting  
technology



### Calamaro LED Flex Stripes colour change

Flexible LED strips. Ambient light. LED cast in silicone. Easy installation directly on the base with 3 self-adhesive profile brackets of 900 mm each.

#### Flex Stripes

- 7.2 watts per meter, 12 VDC
- continuous control of the light colour from **3000 K** warm white to **6000 K** cold white
- max. 45 lumen/watt at **6000 K** cold white
- strips 4 x 10 mm wide, may be shortened every 25 mm, no connection after the cutting point
- incl. 3 x self-adhesive plastic profile supports, 900 mm each
- 2000 mm two-sided supply line
- LIC LED system compatible

**This product contains a light source of energy efficiency class G.**

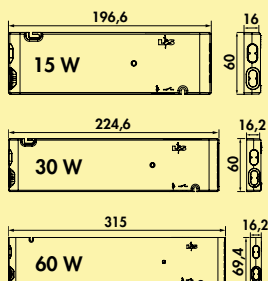
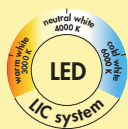
**Note: We recommend 4 fastening clips (7061258) per meter!**

The matching colour change function converters and remote controls can be found in catalogue 1 page 268–270/24 EN.

7061246	L 2600 mm, white	157.23 €
---------	------------------	----------

#### Optional accessories

7061049	LED connection line, white, L 2000 mm	4.03 €
7061258	Fixing clips, stainless steel, price per PU of 2 pieces	9.08 €



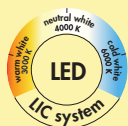
### FW function converter



The FW function converter for colour change lighting systems.

- white
- 12 VDC
- max. 36 watt load per slot on the converter
- 2000 mm mains connection line
- **switchable by Bluetooth app (module 3) or by optionally available radio remote control**

<b>7061286</b> module 2 (radio), 15 W, 4-way distributor	<b>95.21 €</b>
<b>7061271</b> module 2 (radio), 30 W, 6-way distributor	<b>121.26 €</b>
<b>7061273</b> module 2 (radio), 60 W, 6-way distributor	<b>152.69 €</b>
<b>7061287</b> module 3 (Bluetooth + radio), 15 W, 4-way distributor	<b>127.56 €</b>
<b>7061281</b> module 3 (Bluetooth + radio), 30 W, 6-way distributor	<b>156.30 €</b>
<b>7061283</b> module 3 (Bluetooth + radio), 60 W, 6-way distributor	<b>188.66 €</b>



### 1-channel colour change remote control



- stepless control of the light colour
- dimming function
- auto memory: brightness and light temperature settings are saved
- one controller can be used for various colour change converters
- 8 x 90 x 50 mm (H x L x B)


<b>7061285</b> white	<b>53.61 €</b>
----------------------	----------------



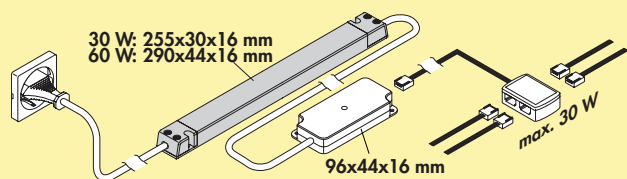
### Distributor 6-fold

- for 12 VDC
- with 200 mm of supply line

<b>7061244</b> black	<b>6.97 €</b>
----------------------	---------------



Lighting  
technology



### LED Flex Stripes RGB



Flexible LED strips. Ambient light. LED sealed in silicone, self-adhesive.

#### Flex Stripes

- 5.4 watt/metre, 24 V, LED RGB (colour change red, yellow, blue)
- 4-pole plug-in system, 36 LEDs per metre
- strips 10 mm wide
- IP 20
- 74 lumen/watt
- connection of several RGB strips using plug-in system
- maximum permissible length 11050 mm
- length 335 mm can be shortened after 170 mm
- length 2000 mm can be shortened after 170 mm/ 165 mm

**This product contains a light source with the energy efficiency class G.**

7061360 L 335 mm	17.65 €
7061361 L 2000 mm	83.19 €

### LED converter RGB



Converter incl. control system for LED RGB lighting systems.

- 24 V
- 4-fold distributor
- memory function: the last setting is saved
- dimming function: 5 levels
- colour: grey (converter), white (control unit)
- cable length primary 2000 mm, secondary 100 mm (control unit), 500 mm (RGB distributor)

7061362 30 watts	117.65 €
7061363 60 watts	141.18 €

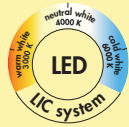




**1-channel remote control RGB**

- stepless adjustment of RGB light colour
- imming function
- 11 x 82 x 40 (H x W x D)
- incl. wall bracket

**7061364** white **66.39 €**



**4 channel colour change remote control**



- switching on/off
- dimming function
- stepless control of the light temperature and colour in the colour range white
- indicator LED for the light colour
- Auto memory: brightness and light temperature settings are retained
- all functions can be set individually for up to four light groups
- two light scenes can be stored
- 150 x 38 x 7 mm (L x B x H)

**7061276** white **72.77 €**



**LED connecting cable RGB**



- For connecting the RGB strips.
- 4-pole plug-in system
  - L 2000 mm

**7061365** white **10.50 €**



**LED connection line RGB**



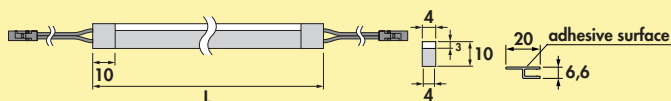
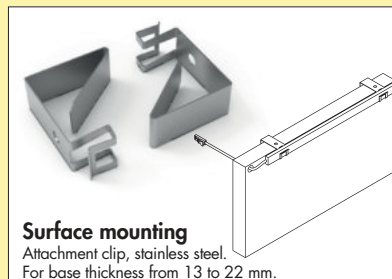
For connecting the RGB LED.

**7061366** L 40 mm **5.21 €**

**7061367** L 500 mm **6.30 €**



Lighting  
technology



**Calamaro LED Flex Stripes incl. base profile**

Flexible LED strips. Ambient light. LED cast in silicone. Easy installation directly on the base with 3 self-adhesive profile brackets of 900 mm each.

**Flex Stripes**

- 7.2 watts per meter, 12 VDC
- max. 45 lumen/watt
- strips 4 x 10 mm wide, may be shortened every 25 mm, no connection after the cutting point
- incl. 3 x self-adhesive plastic profile supports, 900 mm each
- 2000 mm two-sided supply line
- the light colour can be changed from 3000 K warm white to 4000 K neutral white using the supplied adapter cable

**This product contains a light source of energy efficiency class F.**


**Note: We recommend 4 fastening clips (7061258) per meter!**

**7061257** L 2600 mm, white **138.32 €**

**Optional accessories**

**7061049** LED connection line, white, L 2000 mm **4.03 €**

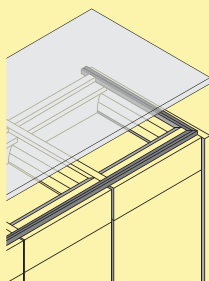

**7061258** Fixing clips, stainless steel, price per PU of 2 pieces **9.08 €**



**LED converter 30**

- 30 watts, 12 VDC
- with 6-fold distributor
- 2000 mm mains connection line
- connection values of the individual lamps are to be observed (watt)

**7061026** grey **64.29 €**



### Light profile LED



Ambient light. Made of aluminium body, self-adhesive LED strip, may be shortened every 50 mm, can also be cut to mitre, no visible LED.

#### Individual lamp

- 12.96 watts = 4.8 watt pro metre, 12 V
- 4000 K neutral white
- 79 lumen/watt
- light length 2600 mm
- 2000 mm two-sided supply line
- LED strip 2600 mm, two-sided feed-in

**This product contains a light source of energy efficiency class F.**


**The work top has to be lined on site with 16 mm wooden slats.**

<b>7061044</b> individual lamp, aluminium coloured	<b>165.29 €</b>
--	-----------------

#### Optional accessories

<b>7061049</b> LED connection line, white, L 2000 mm	<b>4.03 €</b>
--	---------------

<b>7061302</b> Light profile LED strip neutral white, L 2600 mm, 13 W/12 V	<b>88.32 €</b>
--	----------------



### LED converter 30



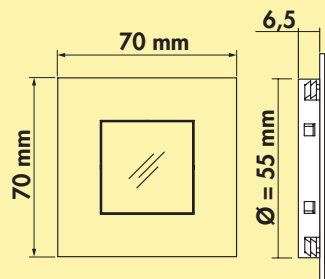
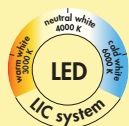
- 30 watts, 12 VDC
- with 6-fold distributor
- 2000 mm mains connection line
- connection values of the individual lamps are to be observed (watt)

<b>7061026</b> grey	<b>64.29 €</b>
---------------------	----------------

Lighting technology



Lighting  
technology



### Cosi colour change LED



Built-in lamp, base lamp. **Stainless steel body**. Illumination without visible LED points.

#### Individual lamp without switch

- 0.3 watt, 12 V
- continuous control of the light colour from **2700 K** warm white to **6500 K** cold white
- memory function: the last setting is stored
- dimmer function: brightness continuously dimmable
- 46 lumen/watt
- 2000 mm supply line
- drill Ø 55 mm

#### Set-3, 6 colour change LED with switch consisting of:

- 3 or 6 individual lamps without switch (7061245)
- 1 colour change LED Touch switch and dimmer (7061131)
- 1 LED converter 12 (7061025)
- may be extended to 6 lamps

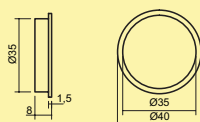
**This product contains a light source of energy efficiency class E.**

The matching colour change function converters and remote controls for individual lamp without switch can be found in catalogue 1 page 268–270/24 EN.

<b>7061245</b> single lamp without switch, LIC LED system compatible	<b>32.27 €</b>
<b>7061247</b> set 3	<b>188.66 €</b>
<b>7061248</b> set 6	<b>282.94 €</b>

#### Optional accessories

<b>7061049</b> LED connection line, white, L 2000 mm	<b>4.03 €</b>
--	---------------

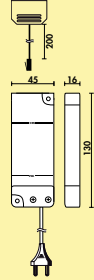


### Colour change LED Touch switch and dimmer



- for colour change LED
- continuous control of the light colour from **2700 K** warm white to **6500 K** cold white
- memory function: the last colour setting is stored
- dimmer function: brightness dimmable in three steps
- 12 V/24 V, 2.5 A
- 1000/2000 mm supply line with mini plug-in system

<b>7061131</b> stainless steel coloured	<b>56.89 €</b>
---	----------------



**LED converter 12**



- 15 watts, 12 VDC
- with 6-fold distributor
- 2000 mm mains connection line
- connection values of the individual lamps are to be observed (watt)

7061025 grey

44.45 €




**Distributor 6-fold**

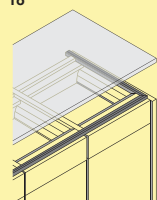
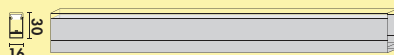
- for 12 VDC
- with 200 mm of supply line

7061244 black

6.97 €



Lighting  
technology



### Light profile colour change LED



Ambient light. Aluminium body, self-adhesive LED strip, can be shortened every 50 mm, can also be cut to mitre, no visible LED.

#### Individual lamp

- 7.8 watts per meter, 12 V
- continuous control of the light colour from **2700 K** warm white to **6500 K** cold white
- max. 80 lumen/watt at **6500 K** cold white
- light length 2600 mm
- 2000 mm two-sided supply line
- LED strip 2600 mm, two-sided feed-in
- LIC LED system compatible

**This product contains a light source of energy efficiency class F.**


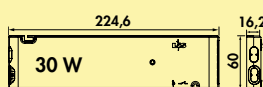
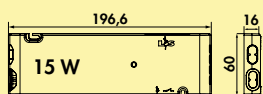
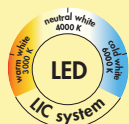
**The work top has to be lined on site with 16 mm wooden slats.**

**You'll find further colour change function converters and remote controls in catalogue 1 page 268–270/24 EN.**

<b>7061039</b> single lamp, aluminium coloured	<b>167.98 €</b>
--	-----------------

#### Optional accessories

<b>7061049</b> LED connection line, white, L 2000 mm	<b>4.03 €</b>
<b>7061300</b> Colour change LED strip, L 2600 mm, 20.3 W/12 V	<b>98.82 €</b>



### FW function converter



The FW function converter for colour change lighting systems.

- white
- 12 VDC
- max. 36 watt load per slot on the converter
- 2000 mm mains connection line
- **switchable by Bluetooth app (module 3) or by optionally available radio remote control**

<b>7061286</b> module 2 (radio), 15 W, 4-way distributor	<b>95.21 €</b>
--	----------------

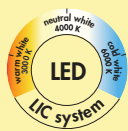
<b>7061271</b> module 2 (radio), 30 W, 6-way distributor	<b>121.26 €</b>
--	-----------------

<b>7061273</b> module 2 (radio), 60 W, 6-way distributor	<b>152.69 €</b>
--	-----------------

<b>7061287</b> module 3 (Bluetooth + radio), 15 W, 4-way distributor	<b>127.56 €</b>
--	-----------------

<b>7061281</b> module 3 (Bluetooth + radio), 30 W, 6-way distributor	<b>156.30 €</b>
--	-----------------

<b>7061283</b> module 3 (Bluetooth + radio), 60 W, 6-way distributor	<b>188.66 €</b>
--	-----------------



### 1-channel colour change remote control



- stepless control of the light colour
- dimming function
- auto memory: brightness and light temperature settings are saved
- one controller can be used for various colour change converters
- 8 x 90 x 50 mm (H x L x B)

7061285 white

53.61 €



### Distributor 6-fold

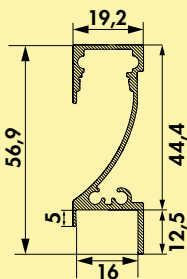
- for 12 VDC
- with 200 mm of supply line

7061244 black

6.97 €



Lighting  
technology



### Prova colour change LED



Top-mounted lamp for rear walls. Aluminium LED profile, can be shortened every 25 mm, no visible LED points.

#### Individual lamp

- 31.2 watts, 12 V
- continuous control of the light colour from **2700 K** warm white to **6500 K** cold white
- max. 80 lumen/watt at **6500 K** cold white
- light length 2600 mm
- 2000 mm two-sided supply line
- LED strip 2600 mm, two-sided feed-in
- for 16 mm wall thickness
- LIC LED system compatible

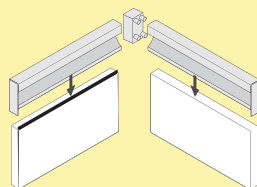
**This product contains a light source of energy efficiency class G.**

You'll find further colour change function converters and remote controls in catalogue 1 page 268–270/24 EN.

7061207	single lamp, L 2600 mm, stainless steel coloured	260.50 €
7061209	single lamp, L 2600 mm, black matt	265.04 €

#### Optional accessories

7061049	LED connection line, white, L 2000 mm	4.03 €
7061305	Prova colour change LED strip, L 2600 mm, 31.2 W/12 V	98.82 €




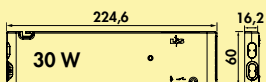
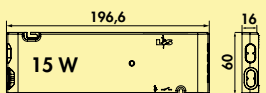
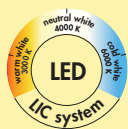
### Prova 90° connecting corner element

Corner element 90°.

- end cap right
- end cap left
- connection cable secondary for LED 1800 mm

7061208	stainless steel coloured	11.60 €
7061220	black matt	11.60 €





### FW function converter

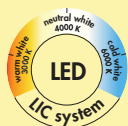


The FW function converter for colour change lighting systems.

- white
- 12 VDC
- max. 36 watt load per slot on the converter
- 2000 mm mains connection line
- **switchable by Bluetooth app (module 3) or by optionally available radio remote control**

<b>7061286</b> module 2 (radio), 15 W, 4-way distributor	<b>95.21 €</b>
<b>7061271</b> module 2 (radio), 30 W, 6-way distributor	<b>121.26 €</b>
<b>7061273</b> module 2 (radio), 60 W, 6-way distributor	<b>152.69 €</b>

<b>7061287</b> module 3 (Bluetooth + radio), 15 W, 4-way distributor	<b>127.56 €</b>
<b>7061281</b> module 3 (Bluetooth + radio), 30 W, 6-way distributor	<b>156.30 €</b>
<b>7061283</b> module 3 (Bluetooth + radio), 60 W, 6-way distributor	<b>188.66 €</b>



### 1-channel colour change remote control



- stepless control of the light colour
- dimming function
- auto memory: brightness and light temperature settings are saved
- one controller can be used for various colour change converters
- 8 x 90 x 50 mm (H x L x B)

<b>7061285</b> white	<b>53.61 €</b>
----------------------	----------------



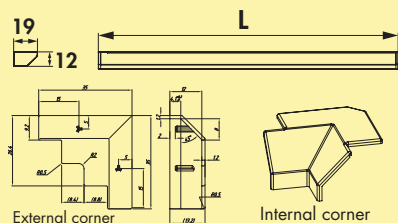
### Distributor 6-fold

- for 12 VDC
- with 200 mm of supply line

<b>7061244</b> black	<b>6.97 €</b>
----------------------	---------------



Lighting  
technology



### Manubrio colour change LED



Handle strip lighting. Plastic body, self-adhesive LED strip, can be shortened every 50 mm, no visible LED incl. holding clamps for handle strips.

#### Individual lamp

- 7.8 watts per meter, 12 V
- continuous control of the light colour from **2700 K** warm white to **6500 K** cold white
- max. 80 lumen/watt at **6500 K** cold white
- 2000 mm two-sided supply line
- LED strip, two-sided feed-in
- incl. 4 end caps
- LIC LED system compatible


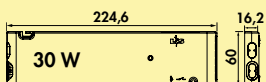
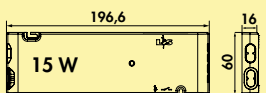
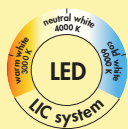
**This product contains a light source of energy efficiency class F.**

**You'll find further colour change function converters and remote controls in catalogue 1 page 268–270/24 EN.**

<b>7061298</b> single lamp, L 1500 mm, stainless steel coloured	<b>121.26 €</b>
<b>7061197</b> single lamp, L 2600 mm, stainless steel coloured	<b>161.68 €</b>

#### Optional accessories

<b>7061198</b> Interior angle	<b>2.61 €</b>
<b>7061199</b> Exterior angle	<b>2.61 €</b>
<b>7061200</b> End cap set	<b>3.36 €</b>
<b>7061049</b> LED connection line, white, L 2000 mm	<b>4.03 €</b>
<b>7061300</b> Colour change LED strip, L 2600 mm, 20.3 W/12 V	<b>98.82 €</b>
<b>7061314</b> Colour change LED strip, L 1500 mm, 11.7 W/12 V	<b>68.49 €</b>



### FW function converter

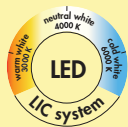


The FW function converter for colour change lighting systems.

- white
- 12 VDC
- max. 36 watt load per slot on the converter
- 2000 mm mains connection line
- **switchable by Bluetooth app (module 3) or by optionally available radio remote control**

<b>7061286</b> module 2 (radio), 15 W, 4-way distributor	<b>95.21 €</b>
<b>7061271</b> module 2 (radio), 30 W, 6-way distributor	<b>121.26 €</b>
<b>7061273</b> module 2 (radio), 60 W, 6-way distributor	<b>152.69 €</b>

<b>7061287</b> module 3 (Bluetooth + radio), 15 W, 4-way distributor	<b>127.56 €</b>
<b>7061281</b> module 3 (Bluetooth + radio), 30 W, 6-way distributor	<b>156.30 €</b>
<b>7061283</b> module 3 (Bluetooth + radio), 60 W, 6-way distributor	<b>188.66 €</b>



### 1-channel colour change remote control



- stepless control of the light colour
- dimming function
- auto memory: brightness and light temperature settings are saved
- one controller can be used for various colour change converters
- 8 x 90 x 50 mm (H x L x B)

<b>7061285</b> white	<b>53.61 €</b>
----------------------	----------------



### Distributor 6-fold

- for 12 VDC
- with 200 mm of supply line

<b>7061244</b> black	<b>6.97 €</b>
----------------------	---------------

Lighting  
technology

# LUMICA®

## Surface mounted lamps

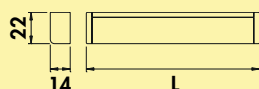
Lighting is  
unobtrusively present



■ Lungo LED	Page 360–361
Dentro LED	Page 362
Lily Neo LED	Page 363
Feel LED	Page 364–365
Giro-S LED	Page 366
Melon LED	Page 367
Effekt profile LED	Page 368
Ricol LED	Page 369
Ricol colour change LED	Page 370
Vidula colour change LED	Page 371–372
Pertura colour change LED	Page 373–374
Derby colour change LED	Page 375
Lupo LED	Page 376–377



Lighting  
technology



### Lungo LED stainless steel coloured



Lamp mounted from below. Slender aluminium profile with glare-free cover.

#### Individual lamp with LED Touch switch and dimmer

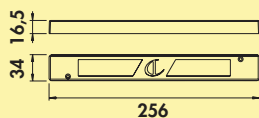
- 24 V
- 85 lumen/watt
- 2000 mm supply line
- ready for connection to LED converter 2430 (7062250)
- cable outlet rear below side

**This product contains a light source of energy efficiency class G.**

<b>7062360</b> L 450 mm, 6.2 W, <b>4000 K</b> neutral white	<b>82.27 €</b>
<b>7062361</b> L 900 mm, 8.2 W, <b>4000 K</b> neutral white	<b>88.66 €</b>
<b>7062362</b> L 900 mm, 12.5 W, <b>4000 K</b> neutral white	<b>108.32 €</b>
<b>7062363</b> L 1200 mm, 16.8 W, <b>4000 K</b> neutral white	<b>128.49 €</b>

#### Optional accessories

<b>7062252</b> LED connection line 24, white, L 2000 mm	<b>4.71 €</b>
---	---------------

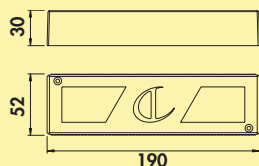


### LED converter 2430



- 30 watts, 24 VDC
- with 9-fold distributor
- 2000 mm mains connecting line
- connecting values of the individual lamps are to be observed (watt)

<b>7062250</b> white	<b>61.43 €</b>
----------------------	----------------

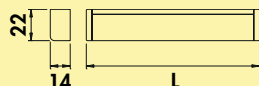




### LED converter 2460



- 60 watts, 24 VDC
- with 9-fold distributor
- 2000 mm mains connecting line
- connecting values of the individual lamps are to be observed (watt)

<b>7062251</b> white	<b>79.50 €</b>
----------------------	----------------



### Lungo LED black matt



Lamp mounted from below. Slender aluminium profile with glare-free cover.

#### Individual lamp with LED Touch switch and dimmer

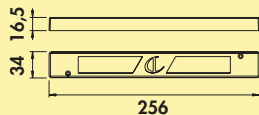
- 24 V
- 85 lumen/watt
- 2000 mm supply line
- ready for connection to LED converter 2430 (7062250)
- cable outlet rear below side

**This product contains a light source of energy efficiency class G.**

<b>7062411</b>	L 450 mm, 6.2 W, <b>4000 K</b> neutral white	<b>82.27 €</b>
<b>7062412</b>	L 600 mm, 8.2 W, <b>4000 K</b> neutral white	<b>88.66 €</b>
<b>7062413</b>	L 900 mm, 12.5 W, <b>4000 K</b> neutral white	<b>108.32 €</b>
<b>7062414</b>	L 1200 mm, 16.8 W, <b>4000 K</b> neutral white	<b>128.49 €</b>

#### Optional accessories

<b>7062252</b>	LED connection line 24, white, L 2000 mm	<b>4.71 €</b>
----------------	--	---------------

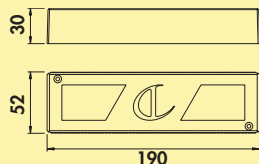


### LED converter 2430



- 30 watts, 24 VDC
- with 9-fold distributor
- 2000 mm mains connecting line
- connecting values of the individual lamps are to be observed (watt)

<b>7062250</b>	white	<b>61.43 €</b>
----------------	-------	----------------



### LED converter 2460

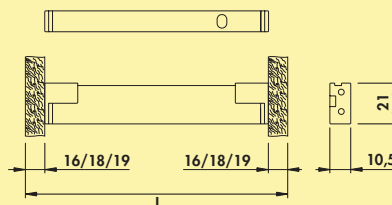


- 60 watts, 24 VDC
- with 9-fold distributor
- 2000 mm mains connecting line
- connecting values of the individual lamps are to be observed (watt)

<b>7062251</b>	white	<b>79.50 €</b>
----------------	-------	----------------



Lighting  
technology



### Dentro LED



Cabinet internal light. Slender aluminium profile with glare-free cover.

#### Individual lamp with LED sensor switch

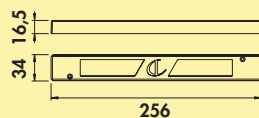
- 24 V, 4000 K neutral white
- 85 lumen/watt
- 2000 mm supply line
- ready for connection to LED converter 2430 (7062250)
- cable outlet rear right side

**This product contains a light source of energy efficiency class G.**

<b>7062375</b> L 500 mm, 6.2 W, stainless steel coloured	<b>107.48 €</b>
<b>7062371</b> L 600 mm, 7.2 W, stainless steel coloured	<b>112.77 €</b>
<b>7062376</b> L 800 mm, 10,5 W, stainless steel coloured	<b>130.25 €</b>
<b>7062372</b> L 900 mm, 12 W, stainless steel coloured	<b>139.83 €</b>
<b>7062377</b> L 1000 mm, 13.4 W, stainless steel coloured	<b>153.78 €</b>
<b>7062373</b> L 1200 mm, 16.3 W, stainless steel coloured	<b>164.29 €</b>

#### Optional accessories

<b>7062252</b> LED connection line 24, white, L 2000 mm	<b>4.71 €</b>
---	---------------

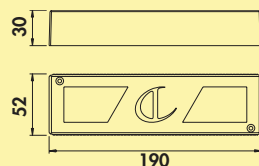


### LED converter 2430



- 30 watts, 24 VDC
- with 9-fold distributor
- 2000 mm mains connecting line
- connecting values of the individual lamps are to be observed (watt)

<b>7062250</b> white	<b>61.43 €</b>
----------------------	----------------



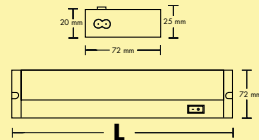
### LED converter 2460



- 60 watts, 24 VDC
- with 9-fold distributor
- 2000 mm mains connecting line
- connecting values of the individual lamps are to be observed (watt)

<b>7062251</b> white	<b>79.50 €</b>
----------------------	----------------





### Lily Neo LED



Lamp mounted from below. Aluminium body with plastic cover, head to head installation possible (incl. connecting adapter).

#### Individual lamp with switch

- 4000 K neutral white
- 80 lumen/watt
- B 77 mm, H 20 mm
- 1800 mm mains connection line enclosed separately
- 300 mm connection line enclosed separately
- additional connector length 60 mm
- cable outlet left side of lamp
- **max. 10 lamps can be connected**

**This product contains a light source of energy efficiency class C.**

<b>7064144</b> L 350 mm, 6 W, stainless steel coloured	<b>51.60 €</b>
<b>7064145</b> L 555 mm, 10 W, stainless steel coloured	<b>56.30 €</b>
<b>7064146</b> L 700 mm, 13 W, stainless steel coloured	<b>68.40 €</b>
<b>7064147</b> L 900 mm, 16 W, stainless steel coloured	<b>80.92 €</b>
<b>7064148</b> L 1200 mm, 21 W, stainless steel coloured	<b>102.52 €</b>



### LED connecting line

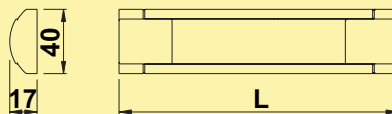


- secondary for LED
- with mini plug-in system

<b>7064125</b> L 500 mm, white	<b>4.96 €</b>
<b>7064126</b> L 1000 mm, white	<b>5.80 €</b>
<b>7064127</b> L 2000 mm, white	<b>7.65 €</b>



Lighting  
technology



**Feel LED**  

Lamp mounted from below. Aluminium profile, **aluminium coloured**, 120 LEDs/m, no visible LED points.  
The lights can easily be extended by simply plugging together the connecting cables integrated in the body caps.

**Single lamp with switch**

- touch switch and dimmer on the left or right
- **4300 K** neutral white
- memory function: the last setting is stored
- dimmer function: brightness continuously dimmable
- 85 lumen/watt
- 2000 mm supply line rear left or right
- ready for connection to LED converter (7062211 or 7062218)


**This product contains a light source of energy efficiency class G.**

<b>7062280</b> single lamp with switch, L 450 mm, 3.6 W	<b>76.22 €</b>
<b>7062281</b> single lamp with switch, L 600 mm, 5 W	<b>84.03 €</b>
<b>7062282</b> single lamp with switch, L 800 mm, 7 W	<b>96.13 €</b>
<b>7062283</b> single lamp with switch, L 900 mm, 7.9 W	<b>103.11 €</b>
<b>7062284</b> single lamp with switch, L 1000 mm, 8.9 W	<b>110.08 €</b>
<b>7062285</b> single lamp with switch, L 1200 mm, 11 W	<b>117.14 €</b>

<b>7062286</b> subsequent lamp without switch, L 450 mm, 3.6 W	<b>45.80 €</b>
<b>7062287</b> subsequent lamp without switch, L 600 mm, 5 W	<b>54.45 €</b>
<b>7062288</b> subsequent lamp without switch, L 800 mm, 7 W	<b>68.40 €</b>
<b>7062289</b> subsequent lamp without switch, L 900 mm, 7.9 W	<b>72.27 €</b>
<b>7062290</b> subsequent lamp without switch, L 1000 mm, 8.9 W	<b>81.09 €</b>
<b>7062291</b> subsequent lamp without switch, L 1200 mm, 11 W	<b>93.53 €</b>

**Optional accessories**

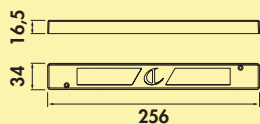
<b>7061049</b> LED connection line, white, L 2000 mm	<b>4.03 €</b>
--	---------------



**LED converter 6**  

- 15 watts, 12 VDC
- with 9-fold distributor
- 2000 mm mains connecting line
- connecting values of the individual lamps are to be observed (watt)

<b>7062211</b> white	<b>38.49 €</b>
----------------------	----------------



**LED converter 2**



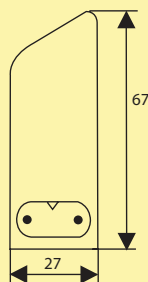
- 30 watts, 12 VDC
- with 9-fold distributor
- 2000 mm mains connecting line
- connecting values of the individual lamps are to be observed (watt)

7062218 blanc

51.93 €



Lighting  
technology



### Giro-S LED



Lamp mounted from below. 150° swivelling LED lamp unit with acrylic cover. Illumination without visible LED points.

The lamps can easily be extended by simply plugging together or using the connection line supplied.

#### Individual lamp with switch

- 4000 K neutral white
- 75 lumen/watt
- 1800 mm mains connection line enclosed separately
- 300 mm connection line enclosed separately
- additional connector length 60 mm
- cable outlet left side of lamp
- **max. 10 lamps can be connected**

**This product contains a light source of energy efficiency class C.**

<b>7064180</b>	L 348 mm, 6 W, silver coloured	<b>55.04 €</b>
<b>7064181</b>	L 576 mm, 10 W, silver coloured	<b>74.62 €</b>
<b>7064183</b>	L 770 mm, 13 W, silver coloured	<b>94.12 €</b>
<b>7064182</b>	L 908 mm, 16 W, silver coloured	<b>103.36 €</b>
<b>7064184</b>	L 1210 mm, 21 W, silver coloured	<b>130.25 €</b>



### LED connecting line



- secondary for LED
- with mini plug-in system

<b>7064125</b>	L 500 mm, white	<b>4.96 €</b>
<b>7064126</b>	L 1000 mm, white	<b>5.80 €</b>
<b>7064127</b>	L 2000 mm, white	<b>7.65 €</b>



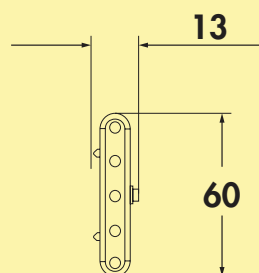
### Angle mains connection line



Alternative, if the cable routing is to be laid upwards or downwards.

- length 1800 mm with angled and flat Euro plug

<b>7064175</b>	white	<b>9.75 €</b>
----------------	-------	---------------



### Melon LED



Lamp mounted from below. Aluminium body, extremely slim, head to head installation possible, with stainless steel clips.

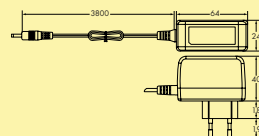
The lamps can easily be extended by simply plugging together or using the connection line supplied.

#### Individual lamps with switch

- 24 V, 4000 K neutral white
- 80 lumen/watt
- H 13 mm, B 60 mm
- 300 mm connection line enclosed separately
- **observe the connection values (watt) of the individual lamps**
- **order LED converter Melon separately**

**This product contains a light source of energy efficiency class G.**

<b>7064130</b>	2 LED spot-light, L 350 mm, 3.0 W, stainless steel col.	<b>37.56 €</b>
<b>7064131</b>	3 LED spot-light, L 580 mm, 4.5 W, stainless steel col.	<b>41.68 €</b>
<b>7064132</b>	5 LED spot-light, L 666 mm, 7.5 W, stainless steel col.	<b>56.13 €</b>
<b>7064133</b>	7 LED spot-light, L 800 mm, 10.5 W, stainless steel col.	<b>85.71 €</b>
<b>7064134</b>	9 LED spot-light, L 900 mm, 13.5 W, stainless steel col.	<b>102.52 €</b>

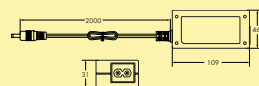


### LED converter Melon 12



- 12 watts, 24 VDC
- 3800 mm mains connection line
- connection values of the individual lamps are to be observed (watt)

<b>7064135</b>	white	<b>25.55 €</b>
----------------	-------	----------------



### LED converter Melon 36

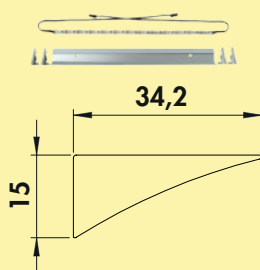


- 36 watts, 24 VDC
- 2000 mm mains connection line
- connection values of the individual lamps are to be observed (watt)

<b>7064136</b>	white	<b>40.17 €</b>
----------------	-------	----------------



Lighting  
technology



### Effekt profile LED



Rear wall light. Aluminium profile, translucent plastic cover, slightly inclined for optimum illumination of the kitchen niche, simple installation under the hanging cupboard.

#### Individual lamp

- 15 watts per meter
- 12 V, **4000 K** neutral white
- 105 lumen/watt
- 300 mm **two-sided** supply line and 1500 mm connection line with mini-plug-in system
- can be shortened every 25 mm, 4 end caps enclosed separately
- connection to LED converter (7061228 or 7061078)
- screw mounting
- LED strip 2600 mm, with double-sided feed

**This product contains a light source of energy efficiency class F.**

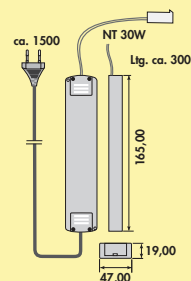

You will find suitable switches in catalogue 1 page 399/24 EN.

**7061219** individual lamp, L 2600 mm, stainless steel coloured **359.08 €**

#### Optional accessories

**7061049** LED connection line, white, L 2000 mm **4.03 €**

**7061301** Effekt profile LED strip neutral white, L 2600 mm, 39 W/12 V **170.84 €**

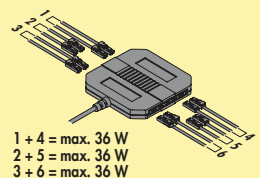


### LED converter 3



- 30 watts, 12 VDC
- with 6-fold distributor
- 1500 mm mains connecting line
- connecting values of the individual lamps are to be observed (watt)

**7061228** white **43.11 €**

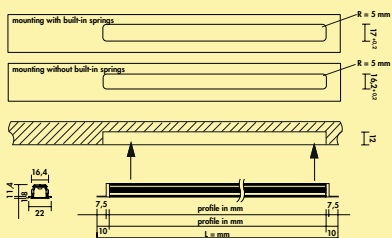


### LED converter 60



- 60 watts, 12 VDC
- with 12-fold distributor
- 2000 mm mains connection line
- connection values of the individual lamps are to be observed (watt)
- 30 x 180 x 52 mm (H x L x B)
- The connection per plug-in group must not exceed 36 watts.

**7061078** grey **75.29 €**



**Ricol LED** CE

Built-in lamp. Aluminium body, LED built-in profile, illumination without visible LED points, hidden cable routing with clamp fastening, no screws required.

**Individual lamp**


- 15.5 watts per meter, **4000 K** neutral white
- 81 lumen/watt
- LED strip 2600 mm loose, not used in profile
- can be shortened every 25 mm, two-sided feed-in
- 2000 mm two-sided supply line
- 4 end caps enclosed separately
- installation depth 12 mm

**This product contains a light source of energy efficiency class F.**

<b>7061196</b> individual lamp, L 2600 mm, stainless steel coloured	<b>226.39 €</b>
<b>7060104</b> individual lamp, L 2600 mm, black matt	<b>226.39 €</b>

**Optional accessories**

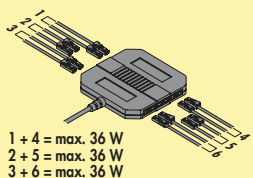
<b>7061049</b> LED connection line, white, L 2000 mm	<b>4.03 €</b>
<b>7061303</b> Ricol LED strip neutral white, L 2600 mm, 40.3 W/12 V	<b>94.37 €</b>



**LED converter 30** CE

- 30 watts, 12 VDC
- with 6-fold distributor
- 2000 mm mains connection line
- connection values of the individual lamps are to be observed (watt)

<b>7061026</b> grey	<b>64.29 €</b>
---------------------	----------------

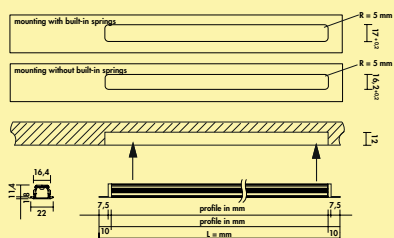
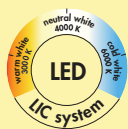


**LED converter 60** CE

- 60 watts, 12 VDC
- with 12-fold distributor
- 2000 mm mains connection line
- connection values of the individual lamps are to be observed (watt)
- 30 x 180 x 52 mm (H x L x B)
- The connection per plug-in group must not exceed 36 watts.

<b>7061078</b> grey	<b>75.29 €</b>
---------------------	----------------

Lighting technology



### Ricol colour change LED



Built-in lamp. Aluminium body, LED built-in profile, hidden cable routing with clamp fastening, no screws required.

#### Individual lamp without switch

- 15.5 watts per meter
- continuous control of the light colour from **2700 K** warm white to **6500 K** cold white
- max. 80 lumen/watt at **6000 K** cold white
- light length 2600 mm
- LED strip loose, not used in profile
- can be shortened every 25 mm, two-sided feed-in
- 2000 mm two-sided supply line
- 4 end caps enclosed separately
- connection to 12 V converter with colour change control
- installation depth 12 mm
- LIC LED system compatible

**This product contains a light source of energy efficiency class F.**

You'll find further colour change function converters and remote controls in catalogue 1 page 268–270/24 EN.

**7061184** single lamp without switch, L 2600 mm, stainless steel coloured **271.26 €**

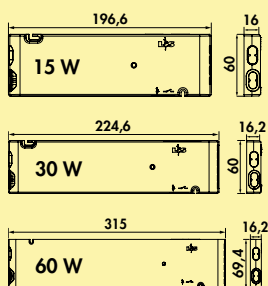
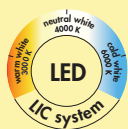
**7060105** single lamp without switch, L 2600 mm, black matt **271.26 €**

#### Optional accessories

**7061049** LED connection line, white, L 2000 mm **4.03 €**

**7061304** Light profile colour change LED strip, L 2600 mm, 40.3 W/12 V **116.81 €**

Lighting technology



### FW function converter



The FW function converter for colour change lighting systems.

- white
- 12 VDC
- max. 36 watt load per slot on the converter
- 2000 mm mains connection line
- **switchable by Bluetooth app (module 3) or by optionally available radio remote control**

**7061286** module 2 (radio), 15 W, 4-way distributor **95.21 €**

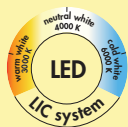
**7061271** module 2 (radio), 30 W, 6-way distributor **121.26 €**

**7061273** module 2 (radio), 60 W, 6-way distributor **152.69 €**

**7061287** module 3 (Bluetooth + radio), 15 W, 4-way distributor **127.56 €**

**7061281** module 3 (Bluetooth + radio), 30 W, 6-way distributor **156.30 €**

**7061283** module 3 (Bluetooth + radio), 60 W, 6-way distributor **188.66 €**



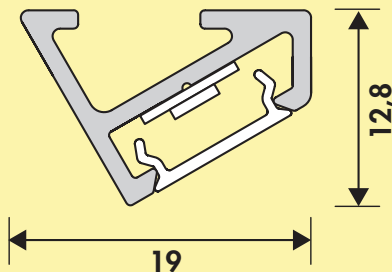

### 1-channel colour change remote control



- stepless control of the light colour
- dimming function
- auto memory: brightness and light temperature settings are saved
- one controller can be used for various colour change converters
- 8 x 90 x 50 mm (H x L x B)

**7061285** white **53.61 €**





### Vidula colour change LED



Lamp mounted from below. Aluminium housing, with matt plastic cover including LED profile.

#### Individual lamp without switch

- 12 watts per meter
- continuous control of the light colour from **2700 K** warm white to **6500 K** cold white
- max. 92 lumen/watt at **6000 K** cold white
- LED strip loose, not used in profile **from a length of 1500 mm**
- can be shortened every 25 mm
- 2000 mm two-sided supply line **from a length of 1500 mm**
- 2 end caps enclosed loose, **from a length of 1500 mm** 4 end caps
- connection to 12 V converter with colour change control
- LIC LED system compatible

**This product contains a light source of energy efficiency class G.**

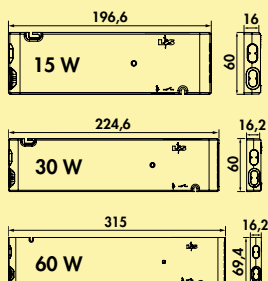
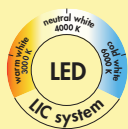
You'll find further colour change function converters and remote controls in catalogue 1 page 268–270/24 EN.

7061308	L 600 mm, stainless steel coloured	80.76 €
7061310	L 900 mm, stainless steel coloured	105.97 €
7061312	L 1200 mm, stainless steel coloured	129.33 €
7061294	L 1500 mm, stainless steel coloured	166.22 €
7061223	L 2600 mm, stainless steel coloured	266.81 €

7061309	L 600 mm, black matt	80.76 €
7061311	L 900 mm, black matt	105.97 €
7061313	L 1200 mm, black matt	129.33 €
7061295	L 1500 mm, black matt	166.22 €
7061224	L 2600 mm, black matt	266.81 €

#### Optional accessories

7061049	LED connection line, white, L 2000 mm	4.03 €
7061306	Vidula colour change LED strip, L 2600 mm	95.21 €



### FW function converter

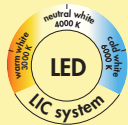


The FW function converter for colour change lighting systems.

- white
- 12 VDC
- max. 36 watt load per slot on the converter
- 2000 mm mains connection line
- **switchable by Bluetooth app (module 3) or by optionally available radio remote control**

<b>7061286</b> module 2 (radio), 15 W, 4-way distributor	<b>95.21 €</b>
<b>7061271</b> module 2 (radio), 30 W, 6-way distributor	<b>121.26 €</b>
<b>7061273</b> module 2 (radio), 60 W, 6-way distributor	<b>152.69 €</b>
<b>7061287</b> module 3 (Bluetooth + radio), 15 W, 4-way distributor	<b>127.56 €</b>
<b>7061281</b> module 3 (Bluetooth + radio), 30 W, 6-way distributor	<b>156.30 €</b>
<b>7061283</b> module 3 (Bluetooth + radio), 60 W, 6-way distributor	<b>188.66 €</b>

Lighting  
technology

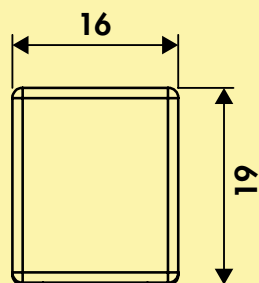
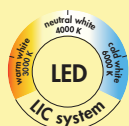


### 1-channel colour change remote control



- stepless control of the light colour
- dimming function
- auto memory: brightness and light temperature settings are saved
- one controller can be used for various colour change converters
- 8 x 90 x 50 mm (H x L x B)

<b>7061285</b> white	<b>53.61 €</b>
----------------------	----------------



### Pertura colour change LED



Lamp mounted from below. Aluminium body, plastic cover opal white, LED profile, homogenous illumination without visible LED points.

#### Individual lamp without switch

- 12 watts per meter
- continuous control of the light colour from **2700 K** warm white to **6500 K** cold white
- max. 92 lumen/watt at **6000 K** cold white
- LED strip loose, not used in profile
- can be shortened every 25 mm, two-sided feed-in
- 2000 mm two-sided supply line
- 4 end caps enclosed separately
- connection to 12 V converter with colour change control
- LIC LED system compatible

**This product contains a light source of energy efficiency class G.**


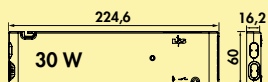
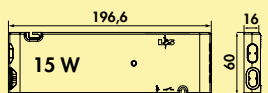
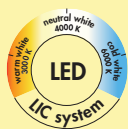
You'll find further colour change function converters and remote controls in catalogue 1 page 268–270/24 EN.

<b>7061296</b> single lamp w. s., L 1500 mm, stainless steel coloured	<b>173.36 €</b>
<b>7061240</b> single lamp w. switch, L 2600 mm, stainless steel coloured	<b>278.49 €</b>

<b>7061297</b> single lamp w. switch, L 1500 mm, black matt	<b>173.36 €</b>
<b>7061241</b> single lamp w. switch, L 2600 mm, black matt	<b>278.49 €</b>

#### Optional accessories

<b>7061049</b> LED connection line, white, L 2000 mm	<b>4.03 €</b>
<b>7061307</b> Pertura colour change LED strip, L 2600 mm	<b>95.21 €</b>



### FW function converter

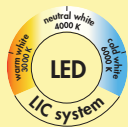


The FW function converter for colour change lighting systems.

- white
- 12 VDC
- max. 36 watt load per slot on the converter
- 2000 mm mains connection line
- **switchable by Bluetooth app (module 3) or by optionally available radio remote control**

<b>7061286</b> module 2 (radio), 15 W, 4-way distributor	<b>95.21 €</b>
<b>7061271</b> module 2 (radio), 30 W, 6-way distributor	<b>121.26 €</b>
<b>7061273</b> module 2 (radio), 60 W, 6-way distributor	<b>152.69 €</b>
<b>7061287</b> module 3 (Bluetooth + radio), 15 W, 4-way distributor	<b>127.56 €</b>
<b>7061281</b> module 3 (Bluetooth + radio), 30 W, 6-way distributor	<b>156.30 €</b>
<b>7061283</b> module 3 (Bluetooth + radio), 60 W, 6-way distributor	<b>188.66 €</b>

Lighting  
technology

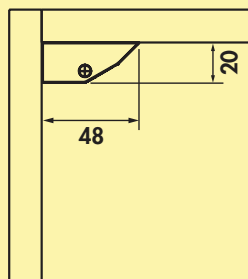


### 1-channel colour change remote control



- stepless control of the light colour
- dimming function
- auto memory: brightness and light temperature settings are saved
- one controller can be used for various colour change converters
- 8 x 90 x 50 mm (H x L x B)

<b>7061285</b> white	<b>53.61 €</b>
----------------------	----------------



### Derby colour change LED




Lamp mounted from below. Aluminium profile, 6 multichip LEDs, each 100 mm.

#### Single lamp with switch

- LED Touch switch and dimmer
- continuous control of the light colour from **2700 K** warm white to **6500 K** cold white
- memory function: the last setting is stored
- dimmer function: brightness continuously dimmable
- 80 lumen/watt
- 1800 mm supply line rear right
- ready for connection to LED converter 30 (7061026)

**This product contains a light source of energy efficiency class F.**

<b>7061234</b> L 400 mm, 21 LED, 5.04 W, aluminium col.	<b>116.81 €</b>
<b>7061235</b> L 550 mm, 30 LED, 7.20 W, aluminium col.	<b>148.24 €</b>
<b>7061236</b> L 850 mm, 48 LED, 11.52 W, aluminium col.	<b>194.96 €</b>
<b>7061237</b> L 950 mm, 54 LED, 12.96 W, aluminium col.	<b>203.03 €</b>
<b>7061238</b> L 1150 mm, 66 LED, 15.84 W, aluminium col.	<b>230.84 €</b>



### LED converter 30




- 30 watts, 12 VDC
- with 6-fold distributor
- 2000 mm mains connection line
- connection values of the individual lamps are to be observed (watt)

<b>7061026</b> grey	<b>64.29 €</b>
---------------------	----------------



Lighting  
technology



**Lupo LED** □ CE

Lamp mounted from below. Aluminium body with plastic cover, head to head installation possible.

**Individual lamp with switch**

- 230 V (high voltage), 3900 K neutral white
- 75 lumen/watt
- 14 x 40 mm (H x W)
- 80 mm connection line
- cable outlet rear left side of lamp
- **max. 200 watts can be connected**
- **mains connection HV (7062249 white or 7062269 black) to be ordered separately**

**This product contains a light source of energy efficiency class G.**

<b>7062293</b> L 450 mm, 8 W, black matt	<b>85.21 €</b>
<b>7062294</b> L 600 mm, 10 W, black matt	<b>96.13 €</b>
<b>7062295</b> L 900 mm, 15 W, black matt	<b>127.56 €</b>
<b>7062296</b> L 1200 mm, 18 W, black matt	<b>154.71 €</b>

<b>7062253</b> L 450 mm, 8 W, aluminium coloured	<b>77.56 €</b>
<b>7062254</b> L 600 mm, 10 W, aluminium coloured	<b>87.06 €</b>
<b>7062255</b> L 900 mm, 15 W, aluminium coloured	<b>116.22 €</b>
<b>7062256</b> L 1200 mm, 18 W, aluminium coloured	<b>139.83 €</b>



**Mains connection line HV** △ DE

– length 2000 mm with mini plug-in system and flat Euro plug

<b>7062249</b> white	<b>9.92 €</b>
<b>7062269</b> black	<b>9.92 €</b>



**Connecting line HV**



- secondary for LED high voltage
- with mini plug-in system for 10 mm bore

<b>7062257</b>	L 150 mm, white	<b>7.14 €</b>
<b>7062258</b>	L 500 mm, white	<b>8.15 €</b>
<b>7062259</b>	L 1000 mm, white	<b>8.82 €</b>
<b>7062297</b>	L 150 mm, black	<b>7.14 €</b>
<b>7062298</b>	L 500 mm, black	<b>8.15 €</b>
<b>7062299</b>	L 1000 mm, black	<b>8.82 €</b>





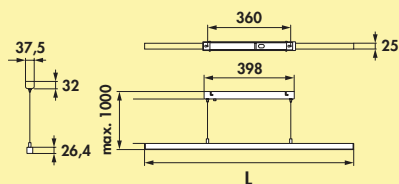
# LUMICA®

## Pendant, ceiling, unit top, island lights

Lighting ideas  
that go beyond the norm



Asta LED	Page 380
Guidance colour change LED	Page 381
Asta colour change LED	Page 382
Slim LED	Page 383
Plate 1R LED	Page 384
Plate 3R LED	Page 385
Plate 3 LED	Page 386
Plate 4 LED	Page 387
Cingue LED	Page 388
Zito LED	Page 389
Plafoniera colour change LED	Page 390
Copertina LED	Page 391
Copertina round LED	Page 392
EXO LED	Page 393
Nova Plus colour change LED	Page 394–395
Flora LED	Page 395
Nose colour change LED	Page 396



### Asta LED



Pendant light. Aluminium body. Plastic cover, white incl. converter.

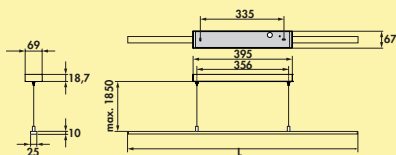
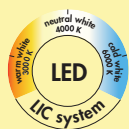
- 230 V
- max. 84 lumen/watt at **4000 K** neutral white
- suspension max. 1850 mm
- **not dimmable with on-site dimmer**
- **without remote control, On/Off function via on-site light switch**

**This product contains a light source of energy efficiency class G.**

<b>7065050</b>	L 900 mm, 13.9 W, stainless steel colour	<b>232.69 €</b>
<b>7065051</b>	L 1200 mm, 18.6 W, stainless steel colour	<b>247.06 €</b>
<b>7065052</b>	L 1500 mm, 23.2 W, stainless steel colour	<b>265.04 €</b>
<b>7065061</b>	L 900 mm, 13.9 W, black matt	<b>292.86 €</b>
<b>7065062</b>	L 1200 mm, 18.6 W, black matt	<b>317.98 €</b>
<b>7065063</b>	L 1500 mm, 23.2 W, black matt	<b>376.39 €</b>



Lighting technology



### Guidance colour change LED

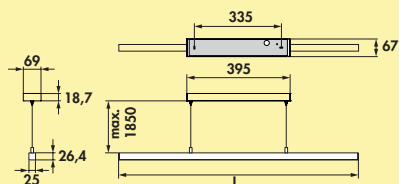
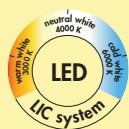


Pendant light. Aluminium body. Incl. converter and 1-channel colour change remote control.

- 230 V
- stepless control of the light colour from **2700 K** warm white to **6500 K** cold white
- memory function: the last setting is saved
- dimmer function: brightness continuously dimmable
- **not dimmable with on-site dimmer**
- max. 83 lumen/watt at **6500 K** cold white
- suspension max. 1850 mm
- can be operated with the 1- or 4-channel radio remote control
- LIC LED system compatible

**This product contains a light source of energy efficiency class G.**

<b>7065040</b>	L 900 mm, 12.4 W, stainless steel coloured	<b>481.51 €</b>
<b>7065041</b>	L 1200 mm, 18.6 W, stainless steel coloured	<b>513.87 €</b>
<b>7065042</b>	L 1500 mm, 21.7 W, stainless steel coloured	<b>556.97 €</b>



### Asta colour change LED



Pendant light. Aluminium body. Incl. FW functional converter 30 module 2 and 1-channel colour change remote control.

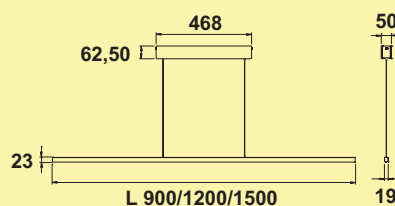
- 230 V
- stepless control of the light colour from **2700 K** warm white to **6500 K** cold white
- memory function: the last setting is saved
- dimmer function: brightness continuously dimmable
- **not dimmable with on-site dimmer**
- max. 84 lumen/watt at **6500 K** cold white
- suspension max. 1850 mm
- can be operated with the 1- or 4-channel radio remote control (7061285/7061276)
- LIC LED system compatible

**This product contains a light source of energy efficiency class G.**

<b>7065055</b>	L 900 mm, 13.9 W, stainl. steel coloured	<b>415.97 €</b>
<b>7065056</b>	L 1200 mm, 18.6 W, stainl. steel coloured	<b>440.17 €</b>
<b>7065057</b>	L 1500 mm, 23.2 W, stainl. steel coloured	<b>458.15 €</b>
<b>7065058</b>	L 900 mm, 13.9 W, black matt	<b>511.18 €</b>
<b>7065059</b>	L 1200 mm, 18.6 W, black matt	<b>549.75 €</b>
<b>7065060</b>	L 1500 mm, 23.2 W, black matt	<b>600.08 €</b>



Lighting  
technology



### Slim LED

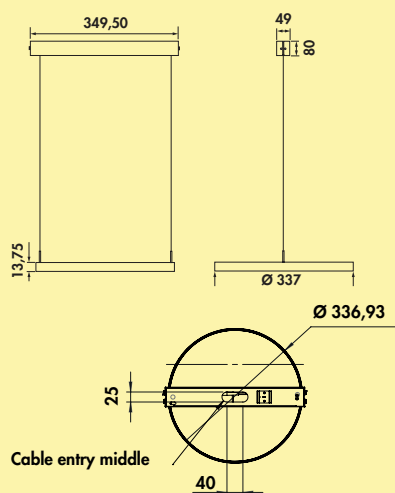


Pendant light. Aluminium body stainless steel colour, cover acrylic glass. Incl. converter and remote control.

- 230 V
- stepless control of the light colour from **2700 K** warm white to **6500 K** cold white
- memory function: the last setting is saved
- dimmer function: brightness continuously dimmable
- **not dimmable with on-site dimmer**
- max. 110 lumen/watt at **6500 K** cold white
- suspension max. 1700 mm

**This product contains a light source of energy efficiency class F.**

<b>7065001</b> black, L 900 mm, 13 W	<b>554.62 €</b>
<b>7065002</b> white, L 900 mm, 13 W	<b>554.62 €</b>
<b>7065003</b> black, L 1200 mm, 18 W	<b>603.03 €</b>
<b>7065004</b> white, L 1200 mm, 18 W	<b>603.03 €</b>
<b>7065005</b> black, L 1500 mm, 22 W	<b>666.97 €</b>
<b>7065006</b> white, L 1500 mm, 22 W	<b>666.97 €</b>



### Plate 1R LED

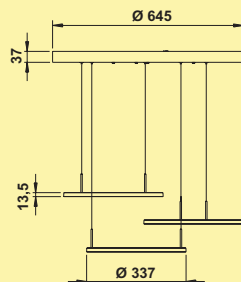
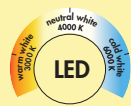


Pendant light. Aluminium body. Acrylic glass, satinised. Incl. converter and radio remote control.

- 14.3 watts, 230 V
- Ø 337 mm
- stepless control of the light colour from **2700 K** warm white to **6500 K** cold white
- memory function: the last setting is saved
- dimmer function: brightness continuously dimmable
- **not dimmable with on-site dimmer**
- max. 112 lumen/watt at **6500 K** cold white
- suspension max. 1700 mm

**This product contains a light source of energy efficiency class F.**

7065032	stainless steel coloured	603.03 €
7065033	black matt	626.81 €



### Plate 3R LED

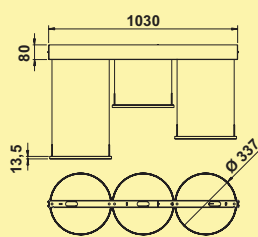


Pendant light. Aluminium body. Acrylic glass, satinised. Incl. converter and radio remote control.

- 3 x 14,3 watts, 230 V
- Ø 645 mm
- stepless control of the light colour from **2700 K** warm white to **6500 K** cold white
- memory function: the last setting is saved
- dimmer function: brightness continuously dimmable
- **not dimmable with on-site dimmer**
- max. 112 lumen/watt at **6500 K** cold white
- suspension max. 1700 mm
- segments steplessly adjustable

**This product contains a light source of energy efficiency class F.**

<b>7065013</b> stainless steel coloured	<b>1196.89 €</b>
<b>7065031</b> black matt	<b>1251.76 €</b>



### Plate 3 LED



Pendant light. Aluminium body. Acrylic glass, satinised. Incl. converter and radio remote control.

- 3 x 14.3 watts, 230 V
- L 1030 mm
- stepless control of the light colour from **2700 K** warm white to **6500 K** cold white
- memory function: the last setting is saved
- dimmer function: brightness continuously dimmable
- **not dimmable with on-site dimmer**
- max. 112 lumen/watt at **6500 K** cold white
- suspension max. 1700 mm
- segments steplessly adjustable

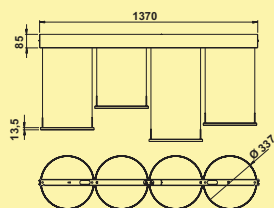
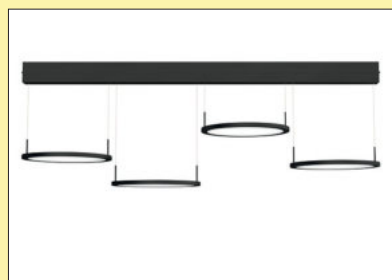
**This product contains a light source of energy efficiency class F.**

7065011 stainless steel coloured	1196.89 €
7065029 black matt	1217.90 €





Lighting technology



### Plate 4 LED

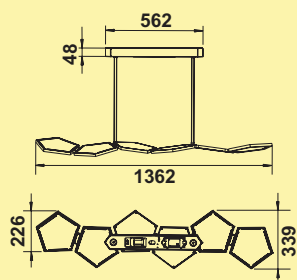


Pendant light. Aluminium body. Acrylic glass, satinised. Incl. converter and radio remote control.

- 4 x 14,3 watts, 230 V
- L 1370 mm
- stepless control of the light colour from **2700 K** warm white to **6500 K** cold white
- memory function: the last setting is saved
- dimmer function: brightness continuously dimmable
- **not dimmable with on-site dimmer**
- max. 112 lumen/watt at **6500 K** cold white
- suspension max. 1700 mm
- segments steplessly adjustable

**This product contains a light source of energy efficiency class F.**

<b>7065012</b> stainless steel coloured	<b>1399.75 €</b>
<b>7065030</b> black matt	<b>1424.45 €</b>



### Cingue LED



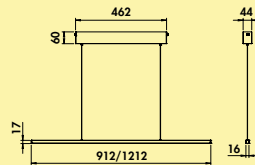
Pendant light. 6 lights. Aluminium body. Cover in toughened safety glass, opal white. Incl. converter and remote control.

- 230 V
- stepless control of the light colour from **2700 K** warm white to **6500 K** cold white
- memory function: the last setting is saved
- dimmer function: brightness continuously dimmable
- **not dimmable with on-site dimmer**
- max. 106 lumen/watt at **6500 K** cold white
- lighting elements cannot be moved
- suspension max. 1700 mm

**This product contains a light source of energy efficiency class F.**

7065026 L 1362 mm, 60 W, stainless steel coloured

1396.97 €



### Zito LED




Pendant light. Aluminium body powder-coated. Plastic cover white incl. converter.  
– 230 V

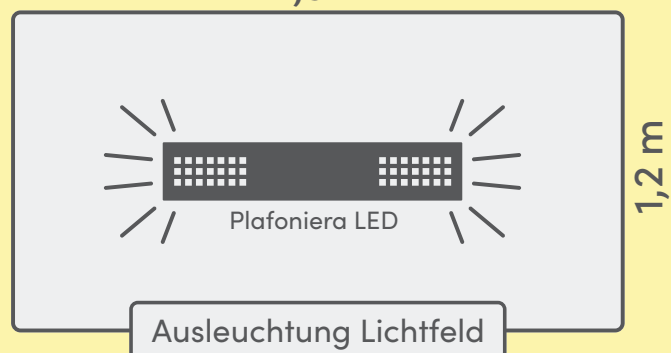
- **not dimmable with on-site dimmer**
- max. 95 lumen/watt at **3000 K** warm white
- suspension max. 1700 mm
- **without remote control, On/Off function via on-site light switch**

**This product contains a light source of energy efficiency class F.**

<b>7065036</b>	L 900 mm, 13 W, stainless steel coloured	<b>255.80 €</b>
<b>7065038</b>	L 900 mm, 13 W, black matt	<b>255.80 €</b>
<b>7065037</b>	L 1200 mm, 17 W, stainless steel coloured	<b>292.35 €</b>
<b>7065039</b>	L 1200 mm, 17 W, black matt	<b>292.35 €</b>



2,3 m



### Plafoniera colour change LED



Built-in lamp. Ceiling lamp. Aluminium housing, powder-coated. Incl. converter and wireless remote control.

#### Individual lamp

- 56 watt, 230 V
- 98 lumen/watt
- stepless control of the light colour from **2700 K** warm white to **6500 K** cold white
- memory function: the last setting is saved
- dimming function: brightness continuously dimmable
- lenses and dark-light reflector
- direct light 2916 lumen, beam angle 60°
- indirect light 2598 lumen, beam angle 120°
- indirect and direct light separately switchable and dimmable
- weight 5,6 kg
- 48 x 222 x 1100 mm (H x W x D)

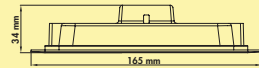
**This product contains a light source with the energy efficiency class F.**

<b>7065064</b> white, L 1100 mm	<b>1131.85 €</b>
<b>7065065</b> black matt, L 1100 mm	<b>1131.85 €</b>



### Copertina LED

Elegant built-in ceiling lamp in square design. Extremely slim for optimum surface illumination. The integrated single converter enables direct connection to 230 volts. The lamps are held by two strong spring clips.



### Copertina 165 LED



Built-in lamp, ceiling light, 120 LEDs.


#### Individual lamp

- 16 watts, **3000 K** warm white
- 100 lumen/watt
- IP20
- incl. converter for 230 V
- with spring clips for installation in cavity ceilings
- cable length primary approx. 150 mm
- external dimensions 165 x 165 mm
- installation dimensions 150 x 150 mm
- **not dimmable, On/Off function via on-site light switch**

**This product contains a light source of energy efficiency class F.**

**7062047** individual lamp, white

**88.91 €**



### Copertina 215 LED



Built-in lamp, ceiling light, 160 LEDs.

#### Individual lamp

- 24 watts, **3000 K** warm white
- 100 lumen/watt
- IP20
- incl. converter for 230 V
- with spring clips for installation in cavity ceilings
- cable length primary approx. 120 mm
- external dimensions 215 x 215 mm
- installation dimensions 200 x 200 mm
- **not dimmable, On/Off function via on-site light switch**

**This product contains a light source of energy efficiency class E.**

**7062048** individual lamp, white

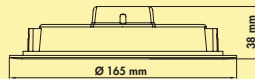
**133.87 €**



### Copertina round LED

Elegant built-in ceiling lamp in round design. Extremely slim for optimum surface illumination in white look. The integrated single converter enables direct connection to 230 volts. The lamps are held by two strong spring clips.

Lighting  
technology



### Copertina round LED



Built-in lamp, ceiling light, 120 LEDs.

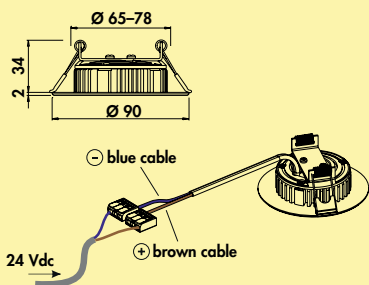

#### Individual lamp

- 16 watts, 3000 K warm white
- 100 lumen/watt
- IP20
- incl. converter for 230 V
- with spring clips for installation in cavity ceilings
- cable length primary approx. 120 mm
- external-Ø 165 mm
- installation-Ø 150 mm
- **not dimmable, On/Off function via on-site light switch**

**This product contains a light source of energy efficiency class E.**

7062049 individual lamp, white

57.48 €



### EXO LED



Built-in lamp, ceiling lamp. Light fixture made of diecast aluminium, white, powerful COB light source, central beam optics.

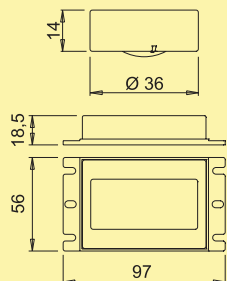
#### Individual lamp without switch

- 4.4 watt, 24 V, 3000 K warm white
- dimming function: brightness continuously dimmable (only in combination with 7063375)
- max. 105 lumen/watt
- IP20
- with spring clips for installation in cavity ceilings
- supply line 2000 mm
- cable length secondary 150 mm supply line
- drill-Ø 65–78 mm
- installation depth 34 mm
- connection to LED converter 2430 (7062250)

This product contains a light source with the energy efficiency class E.

7063374 single lamp without switch

73.95 €



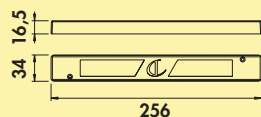
### Call-Me switch



- receiver and remote control
- 24 V, 72 watt
- with 9-fold distributor
- memory function: the last setting is stored
- dimming function
- 150 mm/500 mm supply line

7063375 black

125.21 €



### LED converter 2430



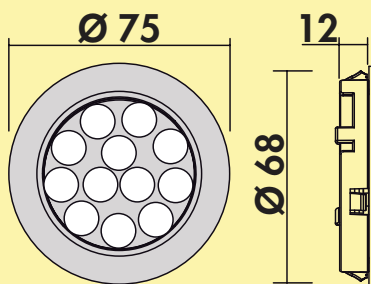
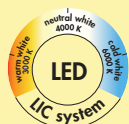
- 30 watts, 24 VDC
- with 9-fold distributor
- 2000 mm mains connecting line
- connecting values of the individual lamps are to be observed (watt)

7062250 white

61.43 €



Lighting  
technology



### Nova Plus colour change LED



Surface mounted lamp, built-in lamp, ceiling light. Plastic body, round, with Power LEDs.

**By removing the spacer ring, it can also be used as a built-in lamp.**

#### Individual lamp without switch

- 3 watts, 12 V
- continuous control of the light colour from **2700 K** warm white to **6500 K** cold white
- memory function: the last setting is stored
- dimmer function: brightness continuously dimmable
- max. 87 lumen/watt at **6500 K** cold white
- 2000 mm supply line with mini-plug-in system
- drill Ø 68 mm, installation depth 12 mm
- connection to LED converter 12 (7061025)

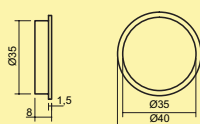
**This product contains a light source of energy efficiency class G.**

The matching colour change function converters and remote controls for individual lamp without switch can be found in catalogue 1 page 268–270/24 EN.

7061334 single lamp without switch, LIC LED system compatible, stainless steel col.	59.16 €
--	---------

#### Optional accessories

7061049 LED connection line, white, L 2000 mm	4.03 €
---	--------



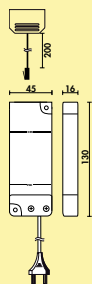
### Colour change LED Touch switch and dimmer



- for colour change LED
- continuous control of the light colour from **2700 K** warm white to **6500 K** cold white
- memory function: the last colour setting is stored
- dimmer function: brightness dimmable in three steps
- 12 V/24 V, 2.5 A
- 1000/2000 mm supply line with mini plug-in system

7061131 stainless steel coloured	56.89 €
----------------------------------	---------





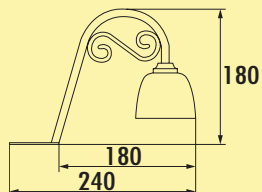
### LED converter 12



- 15 watts, 12 VDC
- with 6-fold distributor
- 2000 mm mains connection line
- connection values of the individual lamps are to be observed (watt)

7061025 grey

44.45 €



### Flora LED



Unit top lamp. Metal body. Glass shade white for kitchens in country house style.

#### Individual lamp

- 2.8 watts, 12 V, 3000 K warm white
- 57 lumen/watt
- 2000 mm supply line and plug connector

**This product contains a light source of energy efficiency class G.**

7063041 individual lamp, antique brass

76.97 €

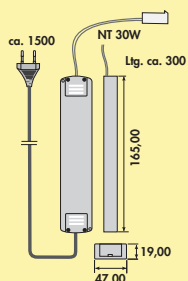

7063042 individual lamp, oxidised silver

76.97 €

#### Optional accessories

7061049 LED connection line, white, L 2000 mm

4.03 €




### LED converter 3



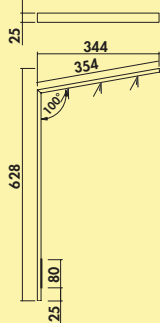
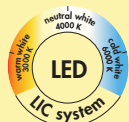
- 30 watts, 12 VDC
- with 6-fold distributor
- 1500 mm mains connecting line
- connecting values of the individual lamps are to be observed (watt)

7061228 white

43.11 €



Lighting  
technology



### Nose colour change LED



Surface mounted lamp for kitchen islands. Aluminium body, 180° rotatable, not suitable for mounting above a hob.

- 9.5 watts, 12 V
- continuous control of the light colour from **2700 K** warm white to **6500 K** cold white
- memory function: the last setting is stored
- dimmer function: brightness continuously dimmable
- 82 lumen/watt at **6500 K** cold white
- 17 mm bore for plug-in connector, for plate thicknesses up to 60 mm
- 1500 supply line with mini plug-in system

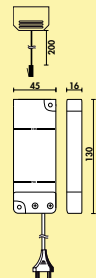
**This product contains a light source of energy efficiency class G.**

The matching colour change function converters and remote controls for individual lamp without switch can be found in catalogue 1 page 268–270/24 EN.

<b>7061139</b> single lamp w. LED Touch switch and dimmer, stainl. steel coloured	<b>190.42 €</b>
<b>7061130</b> subsequent lamp without switch, LIC LED system compatible, stainl. steel coloured	<b>161.68 €</b>

#### Optional accessories

<b>7061049</b> LED connection line, white, L 2000 mm	<b>4.03 €</b>
--	---------------




### LED converter 12



- 15 watts, 12 VDC
- with 6-fold distributor
- 2000 mm mains connection line
- connection values of the individual lamps are to be observed (watt)

<b>7061025</b> grey	<b>44.45 €</b>
---------------------	----------------



### LED converter 30



- 30 watts, 12 VDC
- with 6-fold distributor
- 2000 mm mains connection line
- connection values of the individual lamps are to be observed (watt)

<b>7061026</b> grey	<b>64.29 €</b>
---------------------	----------------

# LUMICA®

## Switching units

Intelligent switching



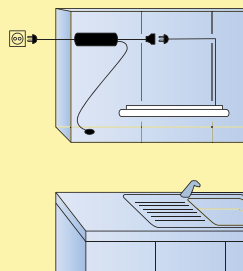
■ Sensor	Page 398
LED Touch switch and dimmer	Page 398
Branco radio remote control	Page 398
Radio remote control	Page 399
Slash switch	Page 399
Rondo surface mounted switch	Page 399
Mains connection line with valance switch	Page 399



### Sensor

- No-touch switch for lighting in kitchen, bathroom and the whole living area.
- May be installed without construction work. Simply plug in the socket, plug the lamp in between, position the sensor head – finished!
  - mobile and variable use in the best possible position
  - convenient – no getting up, no bending down Sensor replaces a number of switches
  - very well suited for installation in furniture and retrofitting
  - ideal for at home, all service areas, stand construction, gastronomy, exhibitions, etc.

Lighting technology



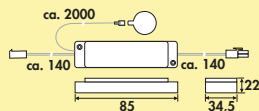
### Sensor 1



- No-touch light switch.
- max. power 575 watt
  - a slight brief movement (max. 150 mm) activates all connected lamps
  - 3000 mm mains connection line with flat Euro plug
  - 500 mm connecting line with flat Euro coupling white
  - 2000 mm sensor cable

7051026 black

109.24 €



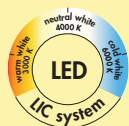
### LED Touch switch and dimmer



- 2 x ca. 140 mm connection line
- 2000 mm sensor cable with flat plug 6.3 mm
- sensor chips enclosed
- dimmer function: brightness continuously dimmable

7061076 white

82.10 €



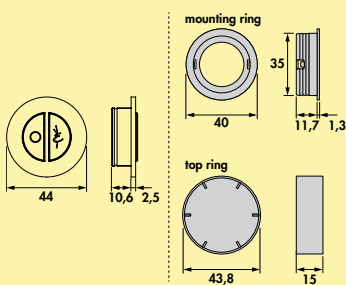
### Branco radio remote control

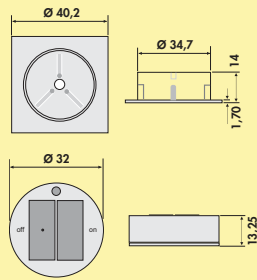


- Radio remote control/wall switch with two switches. Several radio remote controls possible. Two-way switching can be realised.
- ON/OFF function
  - infinitely variable brightness adjustment
  - adjustment of colour temperature in three steps and infinitely variable
  - 44 x 13.1 mm (Ø x D)
  - can be used as a (earthing contact) socket insert, for installation or as a hand-held remote control
  - drill Ø 35 mm
  - **can be used only in combination with FW function converter**

7062091 silver

54.37 €





### Radio remote control



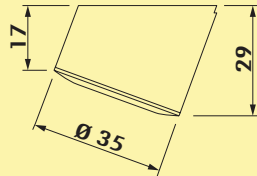
For switching transformers, power supply units and lights. Suitable as a surface-mounted or built-in remote control.

- transmitter for installation with 10 m range
- 1 transmitter can control several receivers
- 1 receiver can be controlled by up to 3 transmitters at a time
- receiver with 2000 mm mains connection line with flat Euro plug
- 2000 mm connecting line with Euro coupling white
- remote control aluminium coloured, receiver white
- voltage 230–240 VAC, current 6A/1400 VA
- drill Ø 35 mm

**7051089** aluminium coloured **102.35 €**

#### Optional accessories

**7051097** Additional receiver for radio remote control **56.22 €**



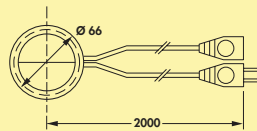
### Slash switch



Non-contact switch.

- for all LED converters and low-voltage transformers
- special recommendation for all Slash lights
- 2000 mm mains connecting line with flat European plug
- 500 mm supply line with flat European coupling
- 2000 mm sensor cable

**7062094** stainless steel **78.49 €**



### Rondo surface mounted switch



- 230 V, max. 2.5 A
- round form
- flat European plug and coupling
- 2 x 2000 mm mains connecting line

**7053098** stainless steel coloured **28.82 €**

**7053096** white **28.82 €**



### Mains connection line with valance switch



- 2 x 2000 mm with square surface-mounted switch
- flat European plug
- flat European coupling

**7031092** white **31.93 €**

Lighting  
technology

CON-  
AKTIV®

Sockets



Emphasis

Sockets



Indispensable for the working area in the kitchen: the individual power supply. CON-AKTIV® offers switch and socket units that are absolutely dependable in function and attractive in design. Within easy reach for toasters, kettles, food processors or whatever else needs electricity.

Whether planning a new kitchen or retrofitting an existing one – CON-AKTIV® has all the solutions. The range of retractable, wall-mounted or surface-mounted switch and socket variants in brushed stainless steel, glass and matt aluminium leaves plenty of scope for the optimum socket configuration.

Single or double USB chargers supply smartphone, tablet and co. with the right energy in situ. And with some models, integrated switches even control the LED kitchen lighting.



# CON-AKTIV®

## Sockets

Safe, flexible and  
easy to install



■ CON-AKTIV®  
Surface mounted, corner sockets  
Shapely problem solvers Page 405–418

■ CON-AKTIV®  
Retracting sockets  
Ready to use in a jiffy Page 419–426

■ CON-AKTIV®  
Flush mounted sockets  
Perfectly integrated Page 427–444



# CON-AKTIV®

## Surface mounted, corner sockets

Shapely problem solvers

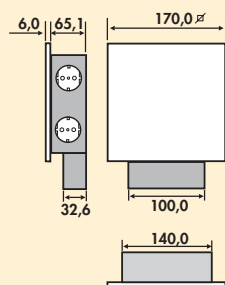


■ Mira Quad glass-USB A	Page 406
Mira corner glass	Page 406
Mira corner glass USB A	Page 407
Mira glass USB A	Page 407
Mira ES1	Page 408
Mira corner	Page 409
Mira corner small S	Page 410
Mira ES2/ES3/ES4	Page 410
Mira triangle	Page 410
Mira wall	Page 411
Casia 2K	Page 412
Casia 2L	Page 412
Mira ES5	Page 412
Corner double socket	Page 412
Mira WA1	Page 413
Mira BS1	Page 413
Mira ES1 with cover	Page 413
Mira KST1	Page 413
Evoline® Dock	Page 414
Evoline® Wing	Page 415
Muzak column	Page 416
Double electrical box	Page 416
Corner box 3	Page 417



### Mira glass

High-quality, functional and flexible. The socket elements of the series Mira Glass set new standards in design, materials and equipment. Fine brushed stainless steel, combined with white or black printed glass surfaces integrate themselves between the worktop and wall cabinet in any modern kitchen, even in case of subsequent electrification. Optionally equipped with earthing contact sockets and USB charger, they meet today's requirements in terms of design and function.



### Mira Quad glass USB A

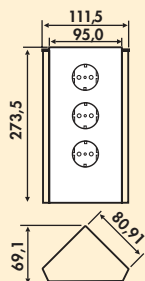


Socket element. 3-fold. With double USB charger (base station). Front in printed and scratch-resistant glass.

- stainless steel housing
- 230 V/16 A
- 2 x USB charger type A, 5 VDC, 1A/1 out: 2 x 1050 mA
- 200 x 170 x 65.1 mm (H x W x D)
- 2000 mm mains connection line, earthing contact plug enclosed loosely
- cable outlet back below

**7053058** stainless steel/glass white **173.61 €**

**7053127** stainless steel/glass black **173.61 €**



### Mira corner glass

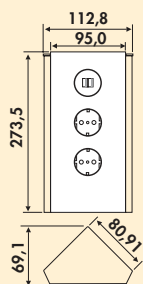


Corner socket element, 3-fold. Front in printed and scratch-resistant glass, for 90° corner.

- stainless steel housing
- 230 V/16 A
- 273.5 x 80.91 x 80.91 mm (H x W x D)
- 2000 mm mains connection line, earthing contact plug enclosed loosely
- cable outlet back

**7053057** stainless steel/glass white **130.67 €**

**7053128** stainless steel/glass black **130.67 €**



### Mira corner glass USB A

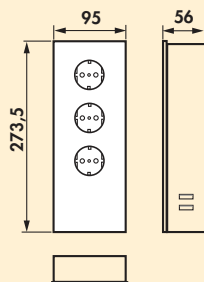


Corner socket element, 2-fold and double USB charger (charging station). Front printed and scratch-resistant glass. for 90° corner.

- stainless steel housing
- 230 V/ 16 A
- 2 x USB charger type A, 5 VDC, IA/I out: 2 x 1050 mA
- 273.5 x 80.91 x 80.91 mm (H x W x D)
- 2000 mm mains connection line, earthing contact plug enclosed loosely
- cable outlet back

**7053123** stainless steel/glass white **157.14 €**

**7053124** stainless steel/glass black **157.14 €**



### Mira glass USB A



Socket element. 3-fold. With double USB charger (base station). Front in printed and scratch-resistant glass.

- stainless steel housing
- 230 V/16 A
- 2 x USB charger type A, 5 VDC, IA/I out: 2 x 1050 mA
- 273.5 x 95 x 56 mm (H x W x D)
- 2000 mm mains connection line, earthing contact plug enclosed loosely
- cable outlet below

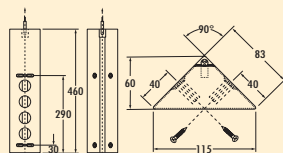
**7053056** stainless steel/glass white **159.92 €**

**7053129** stainless steel/glass black **159.92 €**



### Mira ES

Elegant and contemporary in design, the Mira socket elements are truly impressive. The surfaces of the elements are easy to clean, hygienic and durable.



### Mira ES1

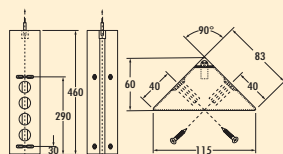


Corner socket element. 4-fold. With telescopic intermediate piece without end caps.

- 240 V/16 A
- 460–580 x 83 x 83 mm (H x W x D)
- 2000 mm mains connection line, earthing contact plug enclosed loosely
- cable outlet back top

**7053045** stainless steel **128.57 €**

**7053235** black matt **130.25 €**



### Mira ES1 USB A/C

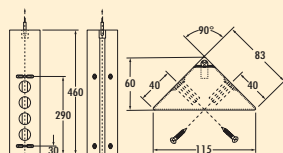


Corner socket element. 4-fold. With telescopic intermediate piece without end caps.

- 240 V/16 A
- 460–580 x 83 x 83 mm (H x W x D)
- 1 x USB charger type A, 5 VDC, out: 1000 mA
- 1 x USB charger type C, 5 VDC, out: 1000 mA
- 2000 mm mains connection line, earthing contact plug enclosed loosely
- cable outlet back top

**7053239** stainless steel **195.63 €**

**7053240** black matt **199.83 €**



### Mira ES1-S

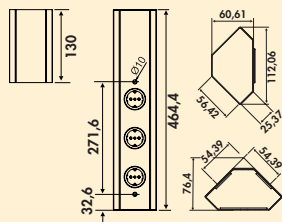


Corner socket element. 3-fold. With telescopic intermediate piece without end caps, with switch black, for external lighting.

- 240 V/16 A
- 460–580 x 83 x 83 mm (H x W x D)
- 2000 mm mains connection line, earthing contact plug enclosed loosely
- 1800 mm switch cable with Euro coupling
- cable outlet back top

**7053049** stainless steel **149.58 €**

**7053236** black matt **151.26 €**



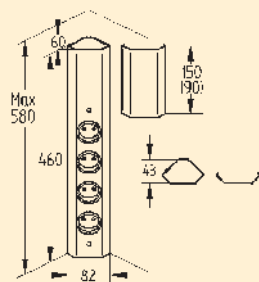
### Mira corner



Corner socket element. With telescopic intermediate piece without end caps, for 90° corner.

- stainless steel housing
- 465–595 x 81 x 81 mm (H x W x D)
- 2000 mm mains connection line, earthing contact plug enclosed loosely
- cable outlet back top

<b>7053001</b> 3-fold, without switch	<b>124.29 €</b>
<b>7053002</b> 2-fold, with switch for external illumination	<b>139.75 €</b>
<b>7053062</b> 3-fold, without switch, with Swiss sockets	<b>191.85 €</b>



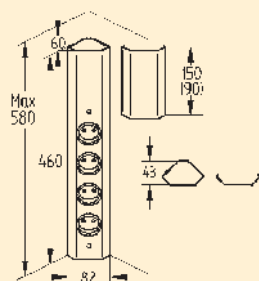
### Mira corner small 1



Socket element. 4-fold.

- housing in a compact design with telescopic intermediate piece
- 240 V/16 A
- 460–580 x 59 x 59 mm (H x W x D)
- 2000 mm mains connection line, earthing contact plug enclosed loosely
- cable outlet back top

<b>7053093</b> stainless steel	<b>122.69 €</b>
<b>7053237</b> black matt	<b>125.21 €</b>



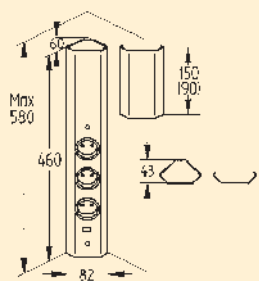
### Mira corner small USB A/C



Socket element. 4-fold.

- housing in a compact design with telescopic intermediate piece
- 240 V/16 A
- 460–580 x 59 x 59 mm (H x W x D)
- 1 x USB charger type A, 5 VDC, out: 1000 mA
- 1 x USB charger type C, 5 VDC, out: 1000 mA
- 2000 mm mains connection line, earthing contact plug enclosed loosely
- cable outlet back top

<b>7053241</b> stainless steel	<b>190.34 €</b>
<b>7053242</b> black matt	<b>194.54 €</b>



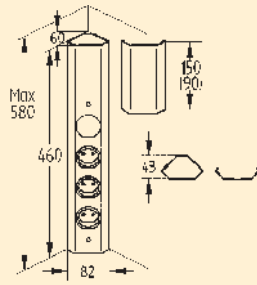
### Mira corner small USB A



Socket element. 3-fold.

- stainless steel housing in a compact design with telescopic intermediate piece
- 240 V/16 A
- 460–580 x 59 x 59 mm (H x W x D)
- 1 x USB charger type A, 5 VDC, out: 1000 mA
- 2000 mm mains connection line, earthed plug supplied loose
- cable outlet back top

<b>7053094</b> stainless steel	<b>139.50 €</b>
--------------------------------	-----------------

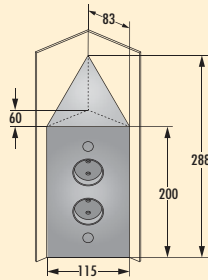


**Mira corner small S**



- Socket element. 3-fold and switch for external lighting.
- housing in a compact design with telescopic intermediate piece
  - 240 V/16 A
  - 460–580 x 59 x 59 mm (H x W x D)
  - 2000 mm mains connection line, earthed plug supplied loose
  - 1800 mm switch cable with Euro coupling
  - cable outlet back

<b>7053095</b> stainless steel	<b>137.82 €</b>
<b>7053238</b> black matt	<b>142.02 €</b>

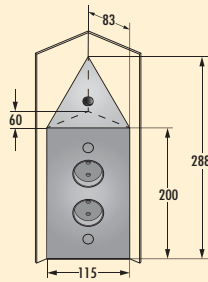


**Mira ES3**



- Corner socket element. 2-fold.
- 240 V/16 A
  - 288 x 83 x 83 mm (H x W x D)
  - 2000 mm mains connection line, earthing contact plug enclosed loosely
  - cable outlet back below

<b>7053041</b> with earthed plug sockets, stainless steel	<b>109.24 €</b>
<b>7053141</b> with earthed plug sockets, black matt	<b>114.29 €</b>

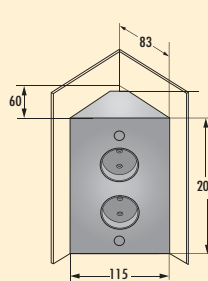


**Mira ES4**



- Corner socket element. 2-fold, 240 V/16 A. 1 mini switch 240 V/2 A, for external illumination.
- 288 x 83 x 83 mm (H x W x D)
  - 2000 mm mains connection line, earthing contact plug enclosed loosely
  - 1800 mm switch cable with Euro coupling
  - cable outlet back below

<b>7053042</b> stainless steel	<b>130.25 €</b>
--------------------------------	-----------------

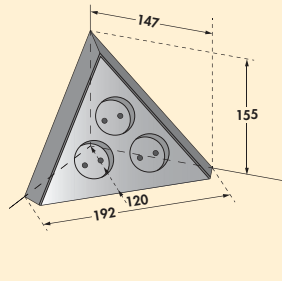



**Mira ES2**



- Corner socket element. 2-fold.
- 240 V/16 A
  - 200 x 83 x 83 mm (H x W x D)
  - 2000 mm mains connection line, earthing contact plug enclosed loosely
  - cable outlet back below

<b>7053040</b> stainless steel	<b>107.56 €</b>
<b>7053140</b> black matt	<b>109.24 €</b>



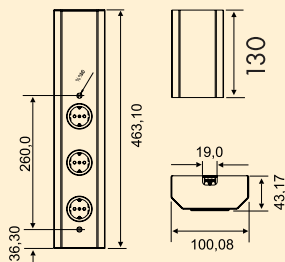
**Mira triangle**



- Corner socket element. 3-fold.
- 240 V/16 A
  - 155 x 147 x 147 mm (H x W x D)
  - 2000 mm mains connection line, earthing contact plug enclosed loosely
  - cable outlet back

<b>7053043</b> stainless steel	<b>113.45 €</b>
<b>7053143</b> black matt	<b>117.65 €</b>





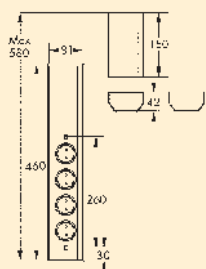
### Mira wall



Socket element. With telescopic intermediate piece without end caps.  
 – stainless steel housing, 230 V/16 A  
 – 465–595 x 100 x 43 mm (H x W x D)  
 – 2000 mm mains connection line, earthing contact plug enclosed loosely  
 – cable outlet back top

**7053004** 3-fold, without switch **127.06 €**

**7053005** 2-fold, with switch for external illumination **140.67 €**



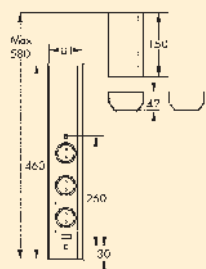
### Mira wall small



Socket element. 4-fold.  
 – stainless steel housing in a compact design with telescopic intermediate piece  
 – 240 V/16 A  
 – 460–580 x 81 x 42 mm (H x W x D)  
 – 2000 mm mains connection line, earthing contact plug enclosed loosely  
 – cable outlet back top

**7053090** stainless steel **125.21 €**

**7053245** black matt **134.03 €**

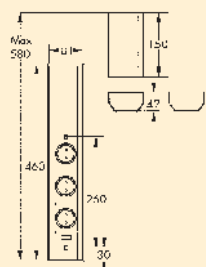


### Mira wall small USB A



Socket element. 3-fold.  
 – stainless steel housing in a compact design with telescopic intermediate piece  
 – 240 V/16 A  
 – 1 x USB charger type A, 5 VDC, IA/ I out: 1000 mA  
 – 460–580 x 81 x 42 mm (H x W x D)  
 – 2000 mm mains connection line, earthed plug supplied loose  
 – cable outlet back top

**7053091** stainless steel **138.66 €**



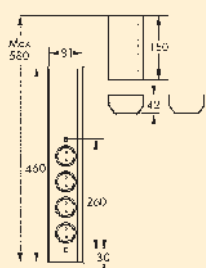
### Mira wall small USB A/C



Socket element. 3-fold.  
 – stainless steel housing in a compact design with telescopic intermediate piece  
 – 240 V/16 A  
 – 1 x USB charger type A, 5 VDC, IA/ I out: 1000 mA  
 – 1 x USB charger type C, 5 VDC, IA/ I out: 1000 mA  
 – 460–580 x 81 x 42 mm (H x W x D)  
 – 2000 mm mains connection line, earthed plug supplied loose  
 – cable outlet back top

**7053243** stainless steel **188.66 €**

**7053244** black matt **192.02 €**



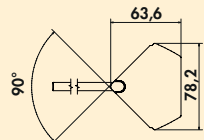
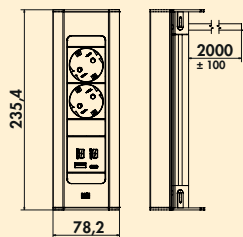
### Mira wall small S



Socket element. 3-fold and switch for external lighting.  
 – stainless steel housing in a compact design with telescopic intermediate piece  
 – 240 V/16 A  
 – 460–580 x 81 x 42 mm (H x W x D)  
 – 2000 mm mains connection line, earthed plug supplied loose  
 – 1800 mm switch cable with Euro coupling  
 – cable outlet back top

**7053092** stainless steel **134.45 €**

**7053246** black matt **153.78 €**



### Casia 2K power strip USB A+C

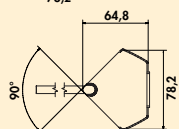
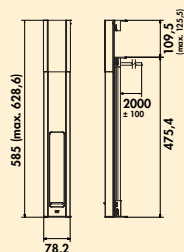


Corner socket element, aluminium. 2-fold. Suitable for vertical and horizontal mounting.

- 240 V/16 A
- 1 x USB charger type A, 5 VDC, IA/I out: 1100 mA
- 1 x USB charger type C, 5 VDC, IA/I out: 1100 mA
- 235 x 78 x 64 mm (H x W x D)
- 2000 mm mains connection line, earthing contact plug enclosed loosely
- cable outlet back

7053247 stainless steel coloured 240.34 €

7053248 black matt 240.34 €



### Casia 2L power strip USB A+C

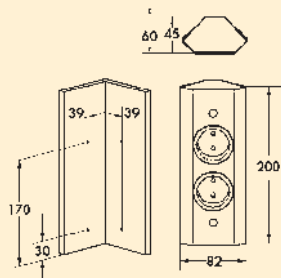


Corner socket element, aluminium. 3-fold. Suitable for vertical and horizontal mounting. With telescopic compensation piece and coverable sockets.

- 240 V/16 A
- 1 x USB charger type A, 5 VDC, IA/I out: 1100 mA
- 1 x USB charger type C, 5 VDC, IA/I out: 1100 mA
- 475 x 78 x 64 mm (H x W x D)
- 2000 mm mains connection line, earthing contact plug enclosed loosely
- cable outlet back

7053249 stainless steel coloured 314.29 €

7053250 black matt 314.29 €



### Mira ES5

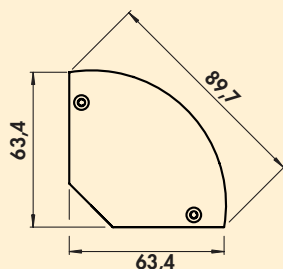


Corner socket element. 2-fold. Suitable for vertical and horizontal mounting.

- 240 V/16 A
- 200 x 59 x 59 mm (H x W x D)
- 2000 mm mains connection line, earthing contact plug enclosed loosely
- cable outlet back

7053113 stainless steel 105.04 €

7053114 black matt 107.56 €



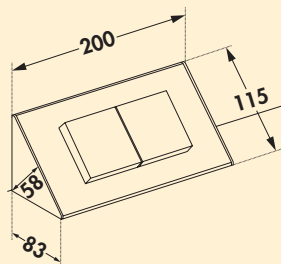
### Corner double socket



Socket element. 2-fold. Stainless steel casing with black socket inserts.

- 220–240V /16 A
- 152 x 63,4 x 63,4 mm (H x W x D)
- cable outlet in the middle
- 2000 mm mains connection line, earthing contact plug enclosed loosely

7031220 stainless steel coloured 86.55 €



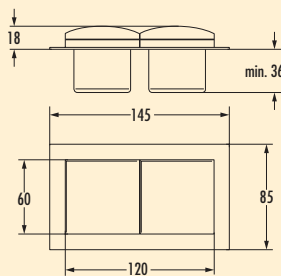
### Mira WA1



Socket element. 2-fold. With flip lid.  
 – 240 V/16 A  
 – 200 x 83 x 83 mm (H x W x D)  
 – 2000 mm mains connection line, earthing contact plug enclosed loosely  
 – cable outlet back

7053048 stainless steel

113.45 €



### Mira BS1



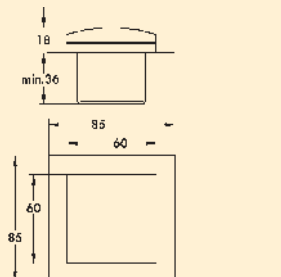
Socket element. 2-fold. With hinged lid.  
 Due to its low installation depth, the Mira BS1 is particularly suitable for integration in cabinet covers.  
 – 230 V/16 A  
 – 85 x 145 x at least 36 mm (H x W x D)  
 – 2000 mm mains connection line, earthing contact plug enclosed loosely

7053044 stainless steel

100.84 €

7053115 black matt

102.52 €



### Mira ES1 with cover



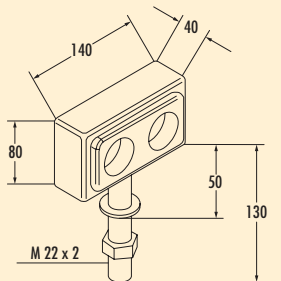
Socket element, single. With hinged lid.  
 – 240 V/16 A  
 – 2000 mm power supply cable, earthed plug loosely enclosed  
 – stainless steel cover 85 x 85 mm

7053138 stainless steel, lid stainless steel coloured

68.07 €

7053139 black matt, lid anthracite

68.07 €



### Mira KST1



Socket element. 2-fold. For cooking islands. Edges welded and milled.  
 – 240 V/16 A  
 – drill Ø ca. 23 mm  
 – 1500 mm mains connection line without earthing contact plug  
 – cable outlet below

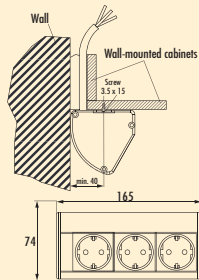
7053047 stainless steel

149.58 €



### Evoline® Dock Cuisine

Power supply as a design object, wherever you need it.  
Easy installation.  
Convenient, affordable and easy to clean.



### Evoline® Dock

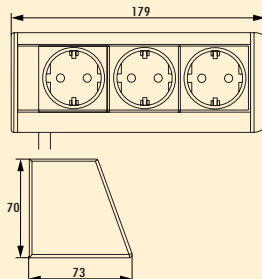


Socket element. 3-fold. Especially suited for installation below wall-mounted cabinets or under shelves.

- 2 x fastening elements enclosed loosely
- 74 x 165 x 75 mm (H x W x D)
- 2500 mm mains connection line, earthing contact plug enclosed loosely
- cable outlet back (below/top)

**8031133** stainless steel coloured **101.51 €**

**8031113** black matt **90.76 €**



### Evoline® R Dock



Socket element. 3-fold. Especially suited for installation below wall-mounted cabinets, shelves or under the work surface.

- housing made of aluminium
- 70 x 179 x 73 mm (H x W x D)
- 2500 mm mains connection line, earthing contact plug enclosed loosely
- attachment set
- cable outlet back (below/top)

**8031146** silver coloured **92.69 €**



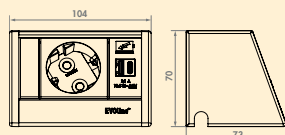
### Evoline® Wing

The electrical connection right in the drawer: movable and extendable furniture parts can be equipped with the Evoline® Wing cable management system. Available in the variants single socket plus charger and double socket without charger. The cable duct without socket is also available, as well as the socket element without cable duct.

The system offers individual mounting options, the cable ducting is carried out in a space-saving manner, for example behind the drawer. Cables are neither twisted nor pinched.

Product variants with cable ducting contain fastening elements for furniture parts made of wood and metal. Evoline® Wing is suitable for all types of cables such as HDMI, LAN etc., even wire cords for securing drawer pull-outs can be safely accommodated in the cable duct arm.

**Suitable for drawers from 400 mm wide and up to an pull-out length of 590 mm.**



### Evoline® Wing 1 USB A+C

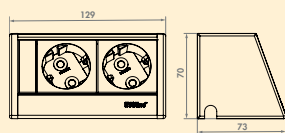


Socket element inc. cable routing. 1-fold. With 2-fold USB A + C charger (charging station). Mounting elements for wooden and metal furniture items are included in the scope of delivery.

- USB charger type A+C, 5 V, 2100 mA
- 2500 mm mains connection line, two-pin earthed plug supplied loose
- **Suitable for drawers from 400 mm wide and up to an pull-out length of 590 mm.**

8031192 with earthed plug socket, silver

243.40 €



### Evoline® Wing 2



Socket element inc. cable routing. 2-fold. Mounting elements for wooden and metal furniture items are included in the scope of delivery.

- 2500 mm mains connection line, two-pin earthed plug supplied loose
- **Suitable for drawers from 400 mm wide and up to an pull-out length of 590 mm.**

8031193 with earthed plug sockets, silver

184.80 €



### Evoline® Wing

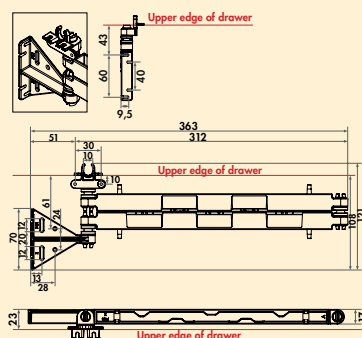


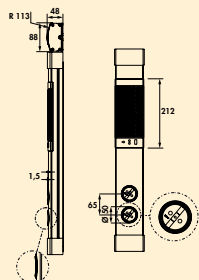
Cable routing. Mounting elements for wooden and metal furniture items are included in the scope of delivery.

- L 363 mm (closed)
- D 17 mm (closed)
- **Suitable for drawers from 400 mm wide and up to an pull-out length of 590 mm.**

8031191 without earthed plug sockets, black matt

64.03 €





### Muzak column USB A



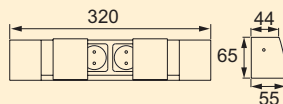
Socket loudspeaker combination with Bluetooth® port and USB charger (base station) for wall mounting. Simple coupling of different mobile devices such as mobile phones or tablets for music playback.

Socket element, 2-fold. With telescopic intermediate piece without end caps.

- stainless steel coloured aluminium casing with plastic end caps, 230 V/16 A
- 1 x USB charger type A, 5 VDC, 1A/1 out: 1000 mA
- 480–540 x 85 x 48 mm (H x W x D)
- 1900 mm mains connection line, earthing contact plug enclosed loosely
- cable outlet back below

8031153 with earthed plug sockets

268.57 €



### Double electrical box



Socket element. 2-fold. With protective lid for increased safety. Convenient functional element for electrical power on the level of the worktop.

- 65 x 320 x 55 mm (H x W x D)
- with Wieland plug-in connector (without mains connection line)
- mains connection line 2 (7011134) **order separately**
- cable input right

**When installing several electrical boxes next to each other, a minimum spacing of 100 mm between the electrical boxes is to be observed.**

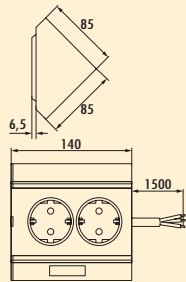
9015003 aluminium coloured

111.51 €

#### Optional accessories

7011134 Mains connection line 2, white, L 2000 mm

24.20 €



### Corner box 3



Socket element. 2-fold.

– 140 x 85 x 85 mm (H x W x D)

– 1500 mm mains connection line without plug, 3-wire with free ends

<b>7033072</b> white	<b>56.47 €</b>
----------------------	----------------

<b>7033073</b> aluminium metallic	<b>63.78 €</b>
-----------------------------------	----------------

Socket



# CON-AKTIV®

## Retracting sockets

Ready to use in a jiffy



■ Evoline® Port	Page 420
Hole saw for Evoline® Port	Page 421
Elevator	Page 422–423
Hole saw for Elevator	Page 423
Piccolino	Page 424
Hole saw for Piccolino	Page 425



### Evoline® Port

Concealed energy box for wall-mounted cabinets or worktops. Easy, guided extraction through an easy-to-press button which also guides the cable neatly when reclosing.



reddot award



### Evoline® Port 1

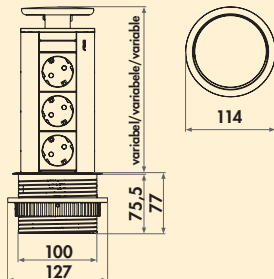


Energy box. Concealed. With 3 sockets for wall-mounted cabinets or worktops. Easy, guided extraction thanks to an easy-to-press button which also guides the cable neatly when reclosing.

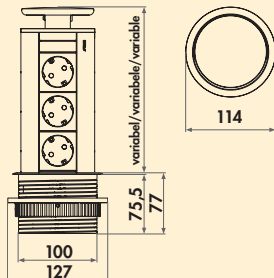
- H 280 mm, extended H 210 mm
- 2500 mm mains connection line, earthing contact plug enclosed loosely
- drill Ø ca. 102 mm
- cable outlet below

**8031130** with earthed plug socket, lid silver coloured **146.97 €**

**8031174** with earthed plug socket, lid and profile black matt **183.53 €**



Socket



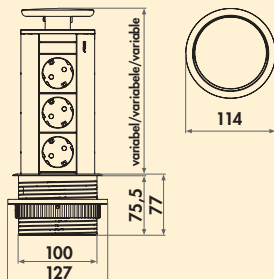
### Evoline® Port USB A



Energy box. Concealed. With 2 sockets and 1 USB charger (charging station) for wall-mounted cabinets or worktops. Easy, guided extraction thanks to an easy-to-press button which also guides the cable neatly when reclosing.

- H 250 mm, extended H 175 mm
- 1 x USB charger type A, 5 VDC, 1A/1 out: 2100 mA
- 2500 mm mains connection line with earthing contact plug
- drill Ø ca. 102 mm
- cable outlet below

**8031148** lid silver coloured **192.35 €**



### Evoline® Port 2



Energy box. Concealed. With 3 sockets for wall-mounted cabinets or worktops. Easy, guided extraction thanks to an easy-to-press button which also guides the cable neatly when reclosing.

- H 280 mm, extended H 210 mm
- 2500 mm mains connection line, earthing contact plug enclosed loosely
- drill Ø ca. 102 mm
- cable outlet below

**8031131** with earthed plug sockets, lid stainless steel **306.13 €**



**Hole saw**



- material HSS for wood/plastic
- cutting depth up to 38 mm
- with reception tool incl. centre drill

**7053158** Ø 102 mm, for Evoline® Port

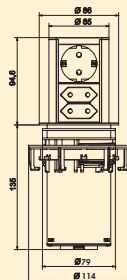
**65.05 €**



### Elevator

Socket element. Retractable. For wall cabinets or worktops. Following gentle pressure on the cover, the unit extends from a spring mechanism and offers a convenient and safe electricity supply. Simple and flush retraction when not in use.

- extends at the touch of a finger
- up to 3 sockets
- quick and easy installation
- retrofitting possible
- classic design
- USB Charger



### Elevator 3

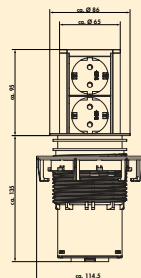


Socket element. Retractable. With 3 sockets (1 x earthing contact, 2 x Euro flat socket) for hanging cabinets or worktops.

- material plastic, black
- profile aluminium
- covers stainless steel coloured, punched and brushed
- 2000 mm mains connection line, earthing contact plug separately enclosed
- drill Ø ca. 80 mm
- for panel thickness from 16 mm to 60 mm, mounted by screw ring
- cable outlet below

7053030 stainless steel coloured

155.46 €



### Elevator 2



Socket element. Retractable. With 2 Schuko sockets for hanging cabinets or worktops.

- material plastic, black
- profile aluminium
- covers stainless steel coloured, punched and brushed
- 2000 mm mains connection line, Schuko plug separately enclosed
- drill Ø ca. 80 mm
- for panel thickness from 16 mm to 60 mm, mounted by screw ring
- cable outlet below

7053065 with earthed plug sockets

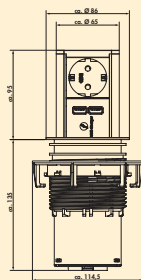
155.46 €

7053060 with Belgian/French sockets

163.03 €

7053064 with Swiss sockets

180.67 €



### Elevator USB A



Socket element. Retractable. With one Schuko socket and double USB charger (charging station) for hanging cabinets or worktops.

- material plastic, black
- profile aluminium
- covers stainless steel coloured, punched and brushed
- 2 x USB charger type A, 5.2 VDC, 1A/1 out: 2 x 1075 mA
- 2000 mm mains connection line, earthing contact plug separately enclosed
- drill Ø ca. 80 mm
- for panel thickness from 16 mm to 60 mm, mounted by screw ring
- cable outlet below

7053066 stainless steel coloured

245.38 €



### Hole saw



- material HSS for wood/plastic
- cutting depth up to 38 mm
- with reception tool incl. centre drill

7053053 Ø 80 mm, for Elevator

48.11 €

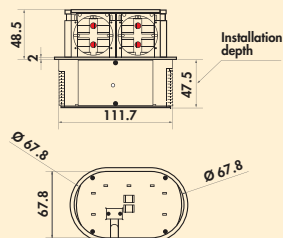


### Piccolino

Socket element. Retractable. For wall cabinets or worktops. Given light pressure on the cover, the unit slides out via a spring mechanism to provide a convenient and safe power supply. Simple and flush retraction when not in use. The Piccolino can therefore be installed **above** drawers without any problems.

**The Piccolino telescopes when closed, giving it an overall depth of less than 48 mm and is also splash-proof when closed.**

- spring-controlled pop-up mechanism at the touch of a finger
- simple and quick installation
- retrofitting possible
- very low installation depth
- flush installation possible
- IP44 when closed



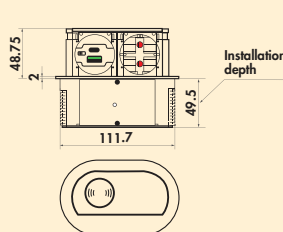
### Piccolino



Socket element. Retractable. With 2 Schuko sockets for hanging cabinets or worktops.

- material plastic, black
- Blende Edelstahl oder schwarz matt
- 2000 mm mains connection line with Schuko plug
- drill Ø ca. 68 mm
- for panel thickness from 16 mm, mounted by screw ring
- cable outlet below

7053198 cover stainless steel	121.85 €
7053199 cover black matt	130.25 €



### Piccolino Qi



Socket element. Retractable. With 1 earthed socket, double USB charger A/C and Qi charging function in the lid. For installation in worktops.

- material plastic, black
- cover in stainless steel coloured glass or matt black glass
- 1 x USB charger type A, 5 VDC, IA/I out: 1100mA
- 1 x USB charger type C, 5 VDC, IA/I out: 1100mA
- 2000 mm mains connection line with earthed plug
- drill Ø ca. 68 mm
- for worktop thicknesses from 16 mm, fixing via threaded ring
- cable outlet underneath

7053201 cover in matt black glass	190.76 €
7053202 cover in stainless steel coloured glass	190.42 €



### Hole saw



- material HSS for wood/plastic
- cutting depth up to 38 mm
- with reception tool incl. centre drill

7053168 Ø 68 mm, for Piccolino

50.17 €

Socket



# CON-AKTIV®

## Flush mounted sockets

Perfectly integrated



■ Evoline® BackFlip	Page 428–429
Evoline® FlipTop Push	Page 429
Evoline® Square-USB	Page 430
Evoline® Qi	Page 431
Evoline® Circle80	Page 432
Hole saw	Page 432
PowerFit K	Page 433
Twist plug socket	Page 434
Twist 2 plug socket	Page 435
Duplex	Page 436
Hole saw	Page 437
Smile double socket	Page 438
Hole saw	Page 438
Kapsa	Page 439
Due double socket	Page 440
Pix single socket	Page 440
Hole saw	Page 440
Evoline® One	Page 441
Hole saw	Page 442
Plaza	Page 443

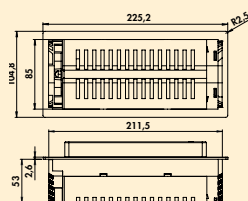


### Evoline® BackFlip

When closed, Evoline® BackFlip is just a thin plate on the work surface. At the touch of a finger it turns by 180 degrees and shows its useful side: USB charger and socket are high enough above the plate that they are protected from water.

The installation depth is nevertheless only 53 mm, so it can also be mounted above drawers or devices.

Equipped with new surfaces, Evoline® BackFlip is available in glas black, lacquered black and stainless steel.



### Evoline® BackFlip USB A



Socket element. 2-fold. Rotating with USB A charger (base station).

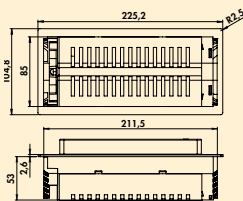
- installation depth 53 mm
- cut-out dimensions ca. 215 x 88 mm
- 1 x USB charger type A, 5 VDC, 1A/1 out: 2100 mA
- 2500 mm mains connection line, earthing contact plug enclosed loosely
- flush-mountable
- cable outlet back left

<b>8031151</b>	with earthed plug sockets, flush-mount H 2,6 mm, stainless steel	<b>166.55 €</b>
<b>8031164</b>	with earthed plug sockets, flush-mount H 2,6 mm, painted black	<b>266.30 €</b>
<b>8031165</b>	with earthed plug sockets, flush-mount H 5 mm, glass black	<b>351.85 €</b>

<b>8031154</b>	with Belgian/French sockets, flush-mount H 2,6 mm, stainless steel	<b>198.66 €</b>
<b>8031167</b>	with Belgian/French sockets, flush-mount H 2,6 mm, painted black	<b>314.45 €</b>

<b>8031156</b>	with Swiss sockets, flush-mount H 2,6 mm, stainless steel	<b>198.66 €</b>
<b>8031166</b>	with Swiss sockets, flush-mount H 2,6 mm, painted black	<b>314.45 €</b>





### Evoline® BackFlip USB C



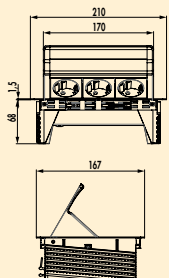
Socket element. 2-fold. Rotating with USB C charger (base station).  
 – installation depth 53 mm  
 – cut-out dimensions ca. 215 x 88 mm  
 – 1 x USB charger type C, 5 VDC, 1A/1 out: 2100 mA  
 – 2500 mm mains connection line, earthing contact plug enclosed loosely  
 – flush-mountable  
 – cable outlet back left

<b>8031186</b> with earthed plug sockets, flush-mount H 2,6 mm, stainless steel	<b>184.37 €</b>
<b>8031187</b> with earthed plug sockets, flush-mount H 2,6 mm, painted black	<b>285.04 €</b>
<b>8031188</b> with earthed plug sockets, flush-mount H 5 mm, glass black	<b>369.66 €</b>



### Evoline® FlipTop Push

This socket element enables the flexible installation of sockets in the worktop (up to 50 mm thickness). The cover opens automatically at a light touch.



### Evoline® FlipTop Push

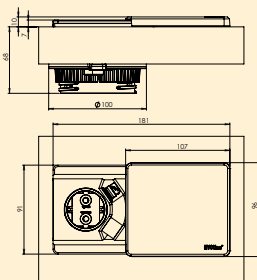


Socket element. 3-fold. For flush installation in the worktop (up to 50 mm thickness).  
 Lid and frame made of stainless steel.  
 – 3000 mm mains connection line with earthing contact plug  
 – installation depth 68 mm  
 – flush-mountable  
 – cable outlet back left

<b>8031160</b> with earthed plug sockets	<b>293.03 €</b>
--	-----------------



Socket



### Evoline® Square USB A

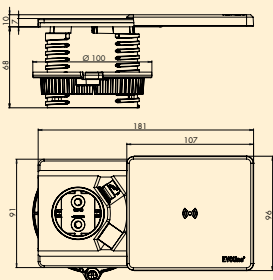


Socket element. 1-fold. With USB charger (base station). When closed, the element is almost level with the worktop. By sliding the lid the socket is exposed.

- installation depth 68 mm
- sliding lid painted stainless steel coloured
- 1 x USB charger type A, 5 VDC, IA/I out: 2100 mA
- 2500 mm mains connection line, earthing contact plugenclosed loosely
- drill Ø ca. 80 mm
- cable outlet below

8031152 with earthed plug socket

100.67 €



### Evoline® Square USB A Qi



Socket element. 1-fold. With USB charger (base station). When closed, the element is almost level with the worktop. By sliding the lid the socket is exposed.

- Qi inductive charging station in the lid (wireless charger). Wireless charging of mobile phones using the Qi standard.
- installation depth 68 mm
- sliding lid painted stainless steel coloured
- 1 x USB charger type A, 5 VDC, IA/I out: 2100 mA
- 2500 mm mains connection line, earthing contact plugenclosed loosely
- drill Ø ca. 80 mm
- cable outlet below

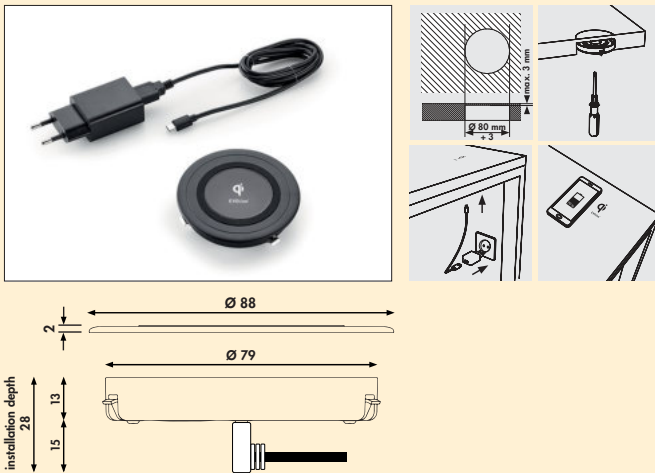
8031158 with earthed plug socket

274.37 €



### Evoline® Qi Wireless Charger

With the Evoline® Qi Wireless Charger, Qi-enabled devices can be charged without cable and other accessories. The device to be charged is simply placed on the corresponding area of the worktop – minimalism pure.



### Evoline® Qi Wireless Charger

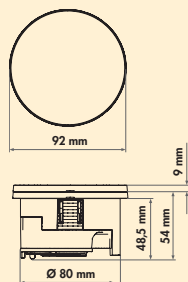


Charging coil. Installation unit Ø 80 mm with a Qi wireless coil. Mains connection cable with EU adapter. For integration in the table top or for installation in table openings Ø 80 mm.

- the device is certified in accordance with WPC standard 1.2.2 Qi
- operating voltage 5 V
- charging power max. 10 W
- external power supply wall plug transformer 230 V
- 1500 mm supply line
- with invisible installation plate thickness max. 3 mm
- installation without cover

8031175 black matt

194.20 €



### Evoline® Circle80 Hide

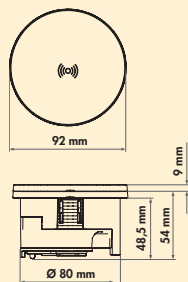


Socket element. With USB charger (charging station). When closed, the element is almost flush with the worktop. By turning the lid, the socket and the USB charger are exposed.

- installation depth 48.5 mm
- rotating lid black
- double USB charger type A+C, 5 V, 2,1 A
- 2500 mm mains connection line, earthing contact plug enclosed loose
- drill Ø ca. 80 mm
- board thickness from 10 mm
- without lid, flush installation is possible
- cable outlet below

8031114 with earthed plug socket, USB A/C

154.62 €



### Evoline® Circle80 DisQ



Socket element. With USB charger (charging station). When closed, the element is almost flush with the worktop. By turning the lid, the socket and the USB charger are exposed.

- Qi inductive charging station in the lid (wireless charger). Wireless charging of mobile phones based on the Qi standard with a maximum of 15 watts and magnetic function.
- external power supply plug for Qi charging function enclosed loose, for which an additional socket is required
- installation depth 48.5 mm
- rotating lid black
- double USB charger type A+C, 5 V, 2,1 A
- 2500 mm mains connection line, earthing contact plug enclosed loose
- drill Ø ca. 80 mm
- board thickness from 10 mm
- cable outlet below

8031115 with earthed plug socket, USB A/C

284.03 €

Socket



### Hole saw



- material HSS for wood/plastic
- cutting depth up to 38 mm
- with reception tool incl. centre drill

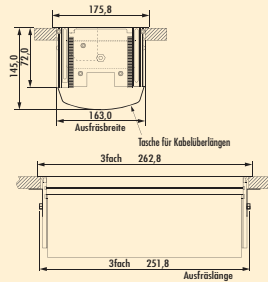
7053053 Ø 80 mm, for Elevator

48.11 €



### PowerFit K

The socket for insertion in the worktop incl. cable recess.  
Lid and longitudinal frame aluminium anodised.



### PowerFit K



Socket element. 3-fold. Lid and longitudinal frame aluminium anodised. For flush installation in the worktop incl. cable recess.

- L 263 mm, W 176 mm
- installation depth 72 mm
- extended angle 45°
- cable 400 mm with welded plug connection
- mains connection line 2 (7011134) **order separately**
- cable outlet back left


**9015032** aluminium anodised

**152.61 €**

#### Optional accessories

**7011134** Mains connection line 2, white, L 2000 mm

**24.20 €**



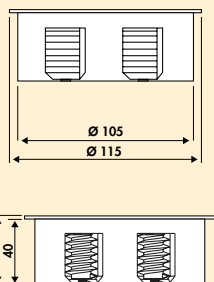
### Twist plug socket

The double socket is suitable for installation in kitchen worktops made of wood, laminate, stone or glass. Rotating the cover by 90° enables access to two earthing contact sockets that provide a convenient and stable power supply. The fixing is carried out using two mounted hexagon socket head cap screws M6 and clamping claw for or two clamping screws with hexagon socket M6. The cable can be routed downwards or sideways. 1.5 mm<sup>2</sup> black and cable end sleeves. Plastic casing with cover in nickel-plated die-cast zinc, brushed stainless steel coloured.

Since the installation depth is only 40 mm, installation above drawers is possible.

**Please observe installation instructions!**

- very low installation depth (approx. 40 mm)
- compact design (H x Ø approx. 42.5 x 115 mm)
- space-saving cable management
- simple and quick mounting
- retrofitting possible
- integrated water drainage



### Twist double plug socket



Socket element. 2-fold.

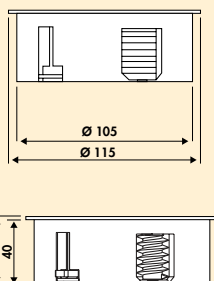
- 3680 watt/16 A, 250 VAC, IP20
- H05VV-F 3G1
- 3-pin with earthing contact
- 2000 mm mains connection line, earthing contact plug enclosed loosely
- drill Ø 105 mm, for board thicknesses from 8 mm
- increased contact protection
- cable outlet below side

<b>7053021</b> with earthed plug sockets, stainless steel coloured	<b>126.05 €</b>
<b>7053075</b> with earthed plug sockets, black matt	<b>157.98 €</b>
<b>7053076</b> with earthed plug sockets, white matt	<b>157.98 €</b>

<b>7053025</b> with Belgian/French sockets, stainless steel coloured	<b>150.42 €</b>
<b>7053085</b> with Belgian/French sockets, black matt	<b>157.14 €</b>
<b>7053086</b> with Belgian/French sockets, white matt	<b>157.14 €</b>

<b>7053059</b> with Swiss sockets, stainless steel coloured	<b>152.94 €</b>
<b>7053189</b> with Swiss sockets, black matt	<b>184.03 €</b>

Socket



### Twist USB A



Socket element. 1-fold and double USB charger (charging station).

- 3680 watt/16 A, 250 VAC, IP20
- 2 x USB charger type A, 5 VDC, 1A/1 out: 2 x 1550 mA
- H05VV-F 3G1
- 3-pole with earthing contact
- 2000 mm mains connection line, with earthed plug enclosed loose
- drill Ø 105 mm, for plate thickness from 8 mm
- increased contact protection
- cable outlet rear side

<b>7053170</b> with earthed plug socket, stainless steel col.	<b>178.99 €</b>
<b>7053171</b> with earthed plug socket, black matt	<b>203.36 €</b>
<b>7053172</b> with earthed plug socket, white matt	<b>203.36 €</b>

<b>7053173</b> with Belgian/French socket, stainless steel coloured	<b>178.99 €</b>
<b>7053174</b> with Belgian/French socket, black matt	<b>203.36 €</b>
<b>7053175</b> with Belgian/French socket, white matt	<b>203.36 €</b>





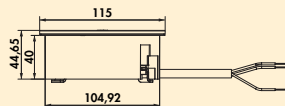
### Twist 2 plug socket

With its rounded corners, the high-quality square design variant of the Twist double socket blends harmoniously into kitchen worktops made of wood, laminate, natural stone or glass. The replaceable lid makes it easy to clean.

The automatic and cushioned opening of the slightly recessed cover allows convenient access to two earthed sockets or an additional USB A/C charger with quick-charging function.

Fixation via two clamping claws. Cable routing can be downwards or to the side. Plastic housing with replaceable cover made of die-cast zinc. As the installation depth is only approx. 40 mm, it can easily be installed above drawers.

- very low installation depth (approx. 40 mm)
- pre-mounted for plate thickness 25–40 mm
- by changing the fastening plates also for plate thickness 6–24 mm
- space-saving cable routing
- retrofitting possible, quick and easy installation
- **removable lid for cleaning or subsequent replacement**
- **automatically cushioned opening mechanism**
- integrated water outlet



### Twist 2 double plug socket



Socket element. 2-fold.

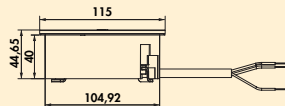
- 3680 watt/16 A, 250 VAC, IP20
- H05VV-F 3G1
- 3-pin with earthing contact
- with earthed plug sockets
- 2000 mm mains connection line, earthing contact plug enclosed loosely
- drill Ø 105 mm, for board thicknesses from 6–40 mm
- increased contact protection
- anti-fingerprint coating
- cable outlet below side

**7053190** round, Ø 115, D ca. 45 mm, stainless steel coloured **210.08 €**

**7053191** square, L 115, B 115, D ca. 45 mm, stainless steel coloured **210.08 €**

**7053194** round, Ø 115, D ca. 45 mm, black matt **277.31 €**

**7053195** square, L 115, B 115, D ca. 45 mm, black matt **277.31 €**



### Twist 2 USB A+C



Socket element. 1-fold and double USB charger A+C (charging station).

- 3680 watt/16 A, 250 VAC, IP20
- 1 x USB charger type A, 5 VDC, IA/I out: 1 x 3000 mA
- 1 x USB charger type C
- 3-pole with earthing contact
- 2000 mm mains connection line, with earthed plug enclosed loose
- drill Ø 105 mm, for plate thickness from 6–40 mm
- dimensions: round (H x W Ø 45 x 115 mm), square (H x W x L approx. 45 x 115 x 115 mm)
- increased contact protection
- anti-fingerprint coating
- cable outlet rear side

**7053192** round, with earthed plug socket, stainless steel coloured **330.25 €**

**7053193** square, with earthed plug socket, stainless steel coloured **330.25 €**

**7053196** round, with earthed plug socket, black matt **397.48 €**

**7053197** square, with earthed plug socket, black matt **397.48 €**





### Duplex

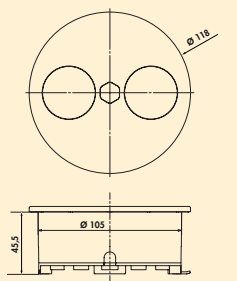

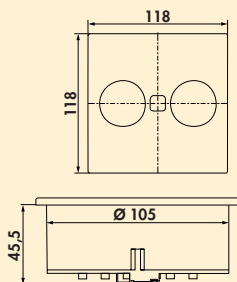

The built-in socket is made for use in almost all known kitchen worktops. It opens and closes simply – at the touch of a button. Both the fixed cover and the opening inner element are made of stainless steel.

Extremely simple installation – working from above with the Duplex built-in socket open, it is screwed or glued to the worktop with silicone using two clamping claws.

Since the installation depth is only approx. 48 mm, installation via drawers is possible without any problems.

- angular design: 118 x 118 (H x W)
- round design: Ø 118 mm

**Please follow the installation instructions!**



### Duplex double socket

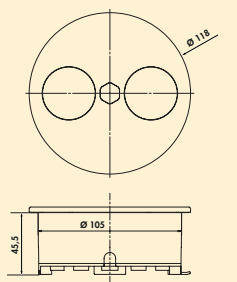

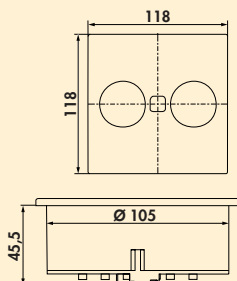


Socket element. Double. Electric opening at the push of a button.

- 3680 watt/16 A, 250 VAC, IP20
- H05VV-F 3G 1.5 mm<sup>2</sup>
- 3-pole with earthing contact
- 2000 mm mains connection line with earthing contact plug
- drill Ø 105 mm
- installation depth approx. 48 mm
- increased contact protection
- space-saving cable routing (downwards or side cable outlet)
- simple and quick installation
- retrofitting possible
- integrated water drain

<b>7054003</b> square, with earthen plug sockets, stainless steel	<b>159.66 €</b>
<b>7054005</b> square, with earthen plug sockets, black matt	<b>176.47 €</b>

<b>7054001</b> round, with earthen plug sockets, stainless steel	<b>159.66 €</b>
<b>7054008</b> round, with earthen plug sockets, black matt	<b>176.47 €</b>



### Duplex USB A+C



Socket element. Single and double USB A+C charger (charging station).

Electric opening at the push of a button.

- 1 x USB charger type A, 5 VDC, IA/I out: 1 x 2100 mA
- 1 x USB charger type C, 5 VDC, IA/I out: 1 x 3000 mA
- 3680 watt/16 A, 250 VAC, IP20
- H05VV-F 3G 1.5 mm<sup>2</sup>
- 3-pole with earthing contact
- 2000 mm mains connection line with earthen plug
- drill Ø 105 mm
- installation depth approx. 48 mm
- increased contact protection
- space-saving cable routing (downwards or side cable outlet)
- simple and quick installation
- retrofitting possible
- integrated water drain

<b>7054004</b> square, with earthen plug socket, stainless steel	<b>213.45 €</b>
<b>7054006</b> square, with earthen plug socket, black matt	<b>229.41 €</b>

<b>7054002</b> round, with earthen plug socket, stainless steel	<b>213.45 €</b>
<b>7054007</b> round, with earthen plug socket, black matt	<b>229.41 €</b>



**Hole saw**



- material HSS for wood/plastic
- cutting depth up to 38 mm
- with reception tool incl. centre drill

**7053024** Ø 105 mm, for Twist and Duplex

**73.46 €**

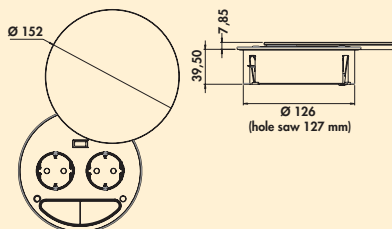


### Smile double socket USB

The Smile double socket is suitable for the worktop and the rear wall. The swivelling safety glass cover glass cover (optionally in white or black) is heat-resistant and can e.g. be used as a storage space for hot pots when closed.

Since the installation depth is only approx. 40 mm, installation via drawers is possible without any problems.

**Please follow the installation instructions!**



### Smile double socket USB A



Socket element. Double with USB charger (charging station) incl. storage shelf.

- plastic housing
- with round swivelling safety glass cover glass cover Ø 152 mm
- 1 x USB charger type A, 5 VDC, I/AI out: 1 x 2100 mA
- 1800 mm mains connection line, earthed plug supplied loose
- drill Ø 127 mm, for plate thicknesses from 20 mm
- installation depth approx. 40 mm
- by exchanging the enclosed clamps, also suitable for plate thicknesses from 8 mm
- increased contact protection
- cable outlet below side

**7053148** glass black

**155.29 €**

Socket



### Hole saw



- material HSS for wood/plastic
- cutting depth up to 38 mm
- with reception tool incl. centre drill

**7053149** Ø 127 mm, for Smile double socket

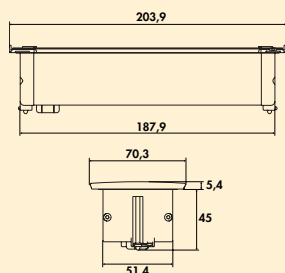
**79.41 €**



### Kapsa

Built-in socket element with elegant and shapely stainless steel coloured aluminium cover, which particularly protects against dust and dirt. Attachment is carried out using two mounted clamping claws for a board thickness of 30–40 mm.

- aluminium lid in high-quality look
- low installation depth (approx. 45 mm)
- retrofitting possible from above



### Kapsa



Socket element. 3-fold. For installation in worktop, front panel or side wall.

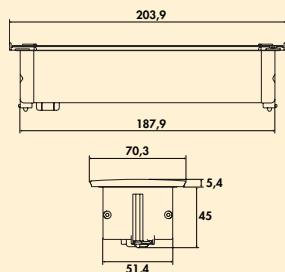
- cut-out dimensions ca. 189 x 53 mm
- installation depth approx. 45 mm
- 2000 mm mains connection line, two-pin earthed plug supplied loose
- cable outlet below left

**7053068** with two-pin earthed plugs, lid stainless steel coloured 178.15 €

**7053077** with two-pin earthed plugs, lid black matt 208.40 €

**7053078** with two-pin earthed plugs, lid white 208.40 €

**7053083** with Belgian/French sockets, lid stainless steel coloured 205.88 €



### Kapsa USB A



Socket element, 2-fold and double USB charger (charging station). For installation in worktop, front panel or side wall.

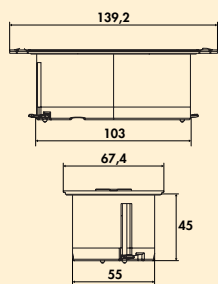
- cut-out dimensions ca. 189 x 53 mm
- installation depth approx. 45 mm
- 2 x USB charger type A, 5.2 VDC, IA/I out: 2 x 1075 mA
- 2000 mm mains connection line, two-pin earthed plug supplied loose
- cable outlet below left

**7053069** with two-pin earthed plugs, lid stainless steel coloured 208.40 €

**7053079** with two-pin earthed plugs, lid black matt 247.90 €

**7053080** with two-pin earthed plugs, lid white 247.90 €

**7053084** with Belgian/French sockets, lid stainless steel coloured 235.29 €



### Due double socket



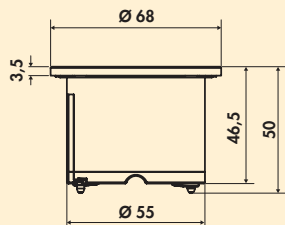
Socket element. 2-fold. With sliding lid. For installation in worktop, front panel or side wall.

- drill Ø 2 x 56 mm
- installation depth ca. 45 mm
- 2000 mm mains connection line, two-pin earthed plug supplied loose
- incl. drilling template
- lids can be opened separately
- cable outlet below centre

**7053067** with two-pin earthed plugs, stainless steel coloured **109.24 €**

**7053081** with two-pin earthed plugs, black **110.92 €**

**7053082** with two-pin earthed plugs, white **110.92 €**



### Pix single socket



Socket element, 1-fold. Ornamental ring stainless steel coloured, black and white. For installation in worktop, front panel or side wall.

- drill Ø 56 mm
- installation depth ca. 45 mm
- 2000 mm mains connection line, two-pin earthed plug supplied loose (permanently installed in swiss version)
- cable outlet back

**7053074** with two-pin earthed plug **72.69 €**

**7053087** with Belgian/French socket **73.11 €**

**7053088** with Swiss socket **72.52 €**

#### Optional accessories

**7053110** Lid, stainless steel coloured **23.78 €**

**7053111** Lid, black **14.37 €**

**7053112** Lid, white **14.37 €**

Socket

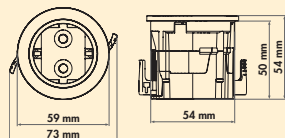


### Hole saw



- material HSS for wood/plastic
- cutting depth up to 38 mm
- with reception tool incl. centre drill

**7053153** Ø 57 mm, for Pix **42.65 €**



### Evoline® One single socket



Socket element, 1-fold. For installation in the worktop, front panel or side wall.

- drill Ø 54 mm
- installation depth 50 mm
- for plate thicknesses from 9 mm
- 2500 mm mains connection line, two-pin earthed plug supplied loose
- socket with contact protection
- flush mounting possible
- cable outlet on the side or bottom

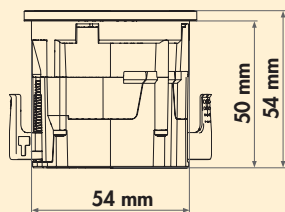
7053180 ring black 78.57 €

7053181 ring brushed stainless steel 86.47 €

#### Optional accessories

7053187 Evoline® One Lid with stainless steel inlay 19.08 €

7053188 Evoline® One Complete lid black 11.01 €



### Evoline® One double USB A+C



Socket element. Double USB charger A+C (charging station). For installation in the worktop, front panel or side wall.

- drill Ø 54 mm
- installation depth 50 mm
- for plate thicknesses from 9 mm
- USB charger type A+C, 5 V, 2.1 A
- 2500 mm mains connection line, two-pin earthed plug supplied loose
- flush mounting possible
- cable outlet on the side or bottom

7053182 ring black 141.60 €

7053183 ring brushed stainless steel 153.19 €

#### Optional accessories

7053187 Evoline® One Lid with stainless steel inlay 19.08 €

7053188 Evoline® One Complete lid black 11.01 €





**Hole saw**



- material HSS for wood/plastic
- cutting depth up to 38 mm
- with reception tool incl. centre drill

**7053159** Ø 54 mm, for One

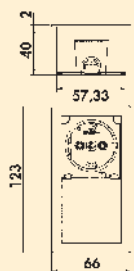
**41.72 €**





### Plaza

The double socket element Plaza offers a variety of connection options in a flush-designed housing. The sliding double covers reveal the sockets with slight pressure. For universal installation in worktop, front panel or side wall. The sockets are splash-proof in accordance with IP54.



### Plaza 1

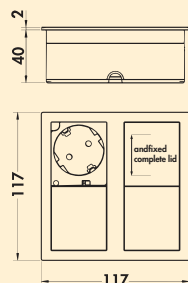


Socket element. 1-fold. Built-in socket with sliding cover.

- 3400 watts/16 A, 220–250 VAC, IP54
- 123 x 66 x 40 mm (H x W x D)
- cut-out dimensions approx. 114 x 58 mm, R 4 mm
- 2000 mm mains connection line, earthing contact plug supplied loosely
- very low installation depth (ca. 40 mm)
- increased contact protection

**7053164** brushed stainless steel **152.94 €**

**7053165** black matt **152.94 €**



### Plaza 2



Socket element. 2-fach. Built-in socket with double sliding cover.

- 3400 watts/16 A, 220–250 VAC, IP54
- 117 x 117 x 40 mm (H x W x D)
- cut-out dimensions approx. 108 x 108 mm, R 4 mm
- 2000 mm mains connection line, earthing contact plug supplied loosely
- very low installation depth (ca. 40 mm)
- increased contact protection

**7053160** brushed stainless steel **178.15 €**

**7053161** black matt **178.15 €**

Socket

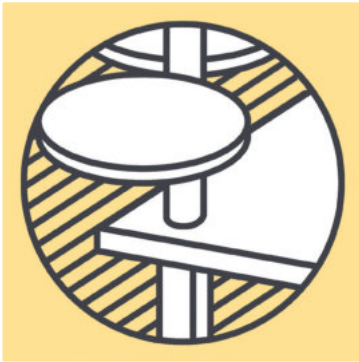
TRADUR®

Supporting  
elements



Balance

Supporting  
elements



They provide support wherever a strong hold is needed! TRADUR® supporting feet, base levellers and consoles are just as much at home in contemporary single kitchens, country kitchens or designer loft kitchens.

The supporting feet, base levellers, supporting consoles and pillars only appear in the background as design elements. Yet, in modern interior design, they literally play a supporting role and create a balanced effect. In a highly variable and nuanced language of shapes and colours, stable and versatile in use!

# TRADUR®

## Supporting elements


Nuanced shapes – the variable sides of the TRADUR® range



TRADUR® Supporting feet  
Classic, timeless and highly contemporary  
Page 449–456



TRADUR® Base levellers  
Ergonomic and flexible  
Page 457–458



TRADUR® Consoles  
Keep their promises  
Page 459–470



# TRADUR®

## Supporting feet

Standard, classic  
and modern



Standard	Page 451–452
Click round	Page 452
Move 1	Page 453
Trampolo round	Page 453–454
Tonda Quadra	Page 454
Quadra	Page 454
Trampolo 2 square	Page 455
Kreta	Page 455
Rhodos	Page 455
Colonna	Page 456

# TRADUR®

## Supporting feet

Colour meets shape –  
the colourful side of the TRADUR® range



white glossy




chrome polished



stainless steel coloured



black matt pearly

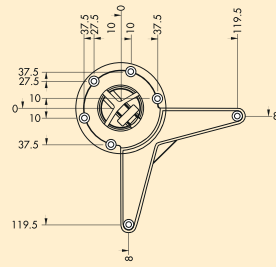


stainless steel



chrome matt



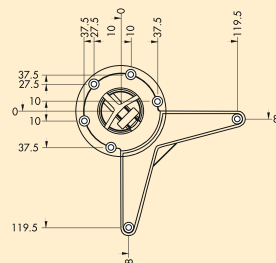


### Standard 6

Supporting foot. Classic pillar shape of the best and solid workmanship for universal use.

- tube-Ø 60 mm, may be shortened apart from stainless steel coloured
- height plus 30 mm height adjustment
- load-bearing capacity ca. 150 kg

<b>3010002</b> chrome polished, H 705 mm	<b>42.86 €</b>
<b>3010004</b> chrome polished, H 820 mm	<b>50.76 €</b>
<b>3010011</b> chrome polished, H 870 mm	<b>52.35 €</b>
<b>3011013</b> chrome polished, H 1100 mm	<b>68.49 €</b>
<b>3010022</b> chrome matt, H 705 mm	<b>53.87 €</b>
<b>3010023</b> chrome matt, H 820 mm	<b>57.82 €</b>
<b>3010024</b> chrome matt, H 870 mm	<b>63.28 €</b>
<b>3010025</b> chrome matt, H 1100 mm	<b>78.15 €</b>
<b>3010019</b> stainless steel, H 705 mm	<b>82.27 €</b>
<b>3010020</b> stainless steel, H 820 mm	<b>89.92 €</b>
<b>3010021</b> stainless steel, H 870 mm	<b>92.44 €</b>
<b>3011023</b> stainless steel, H 1100 mm	<b>110.92 €</b>
<b>3010036</b> stainless steel coloured, H 820 mm	<b>57.82 €</b>
<b>3010037</b> stainless steel coloured, H 870 mm	<b>61.60 €</b>
<b>3011038</b> stainless steel coloured, H 1100 mm	<b>75.38 €</b>
<b>3010001</b> white glossy, H 705 mm	<b>43.61 €</b>
<b>3010017</b> black matt pearly, H 705 mm	<b>56.39 €</b>

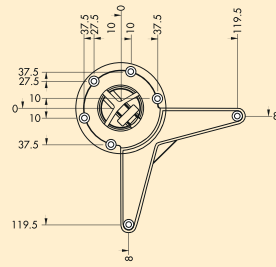


### Standard P 6/71

Supporting foot. Classic pillar shape in good, solid workmanship for universal use. The base surface is unpolished and is then coated as needed.

- tube Ø 60 mm, may be shortened apart from stainless steel coloured
- height 705 mm (plus 30 mm height adjustment)
- load-bearing capacity ca. 150 kg

<b>3012001</b> chrome polished	<b>31.01 €</b>
<b>3012002</b> stainless steel coloured	<b>38.32 €</b>

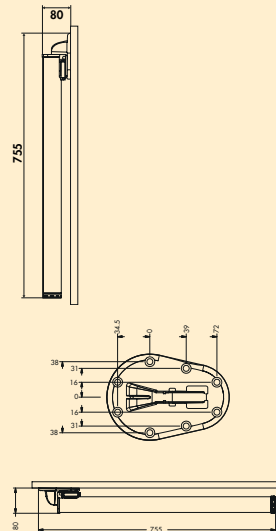


### Standard 8/71

Supporting foot. Classic pillar shape in good, solid workmanship for universal use.

- tube Ø 80 mm, may be shortened apart from stainless steel coloured
- height 705 mm (plus 30 mm height adjustment)
- load-bearing capacity ca. 150 kg

3011006	chrome polished	75.13 €
3011024	stainless steel	119.33 €
3011039	stainless steel coloured	79.41 €



### Click round

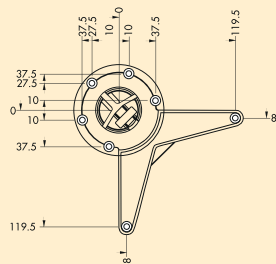
Supporting foot. Due to the integrated click technology, a table top can be folded away.

- tube-Ø 50 mm
- height 705 mm (plus 30 mm height adjustment)
- load bearing capacity ca. 150 kg

3011088	stainless steel coloured	54.45 €
---------	--------------------------	---------



Supporting elements

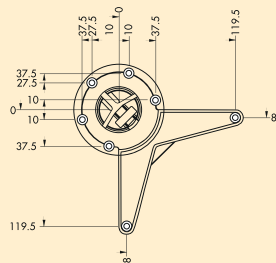


### Move 1

Supporting foot. Elegant functionality in mobile design with smooth roller technology, may not be shortened.

- tube Ø 60 mm
- height 638 mm (plus 100 mm height adjustment)
- load-bearing capacity ca. 150 kg

**3051037** chrome polished **114.29 €**



### Trampolo 1 round

Supporting foot. Due to the sliding sleeve of -85 mm and +95 mm different heights can be achieved.

- tube Ø 50 mm
- sleeve Ø 60 mm
- load-bearing capacity ca. 150 kg

**3011051** stainless steel coloured, H 620–800 mm **63.87 €**

**3011053** stainless steel coloured, H 800–980 mm **66.89 €**

**3011055** stainless steel coloured, H 920–1100 mm **69.08 €**

**3011050** chrome polished, H 620–800 mm **55.13 €**

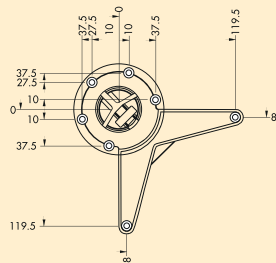
**3011052** chrome polished, H 800–980 mm **56.81 €**

**3011054** chrome polished, H 920–1100 mm **58.15 €**

**3011090** black matt pearly, H 620–800 mm **43.87 €**

**3011091** black matt pearly, H 800–980 mm **45.88 €**

**3011092** black matt pearly, H 920–1100 mm **56.47 €**



### Trampolo 50 round

Supporting foot. Due to the sliding sleeve, the height can be increased by 180 mm.

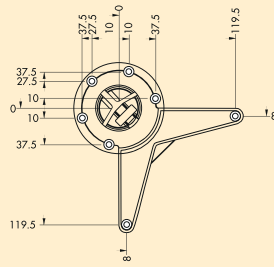
- tube Ø 50 mm
- sleeve Ø 60 mm
- load bearing capacity ca. 150 kg

**3011080** stainless steel coloured, H 705–885 mm **81.43 €**

**3011081** stainless steel coloured, H 890–1070 mm **98.32 €**

**3011082** chrome polished, H 705–885 mm **79.75 €**

**3011083** chrome polished, H 890–1070 mm **97.48 €**



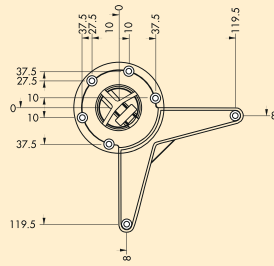
### Trampolo 80 round

Supporting foot. Due to the sliding sleeve, the height can be increased by 180 mm.

- tube Ø 80 mm
- sleeve Ø 90 mm
- load bearing capacity ca. 150 kg

**3011084** stainless steel coloured, H 705–885 mm **195.80 €**

**3011085** stainless steel coloured, H 880–1060 mm **222.69 €**

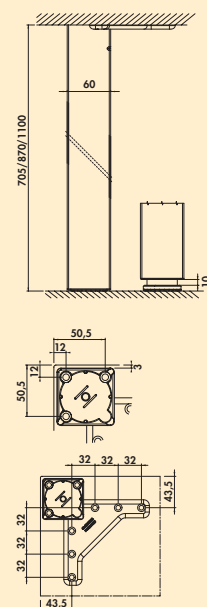


### Tonda Quadra

Supporting foot. From round to square, may not be shortened.

- height 705 mm (plus 10 mm height adjustment)
- top Ø 60 mm round
- bottom 47 x 47 mm square
- load-bearing capacity ca. 150 kg

**3011072** aluminium coloured, RAL 9006 **58.32 €**



### Quadra

Supporting foot. Square, may not be shortened.

- height plus 10 mm height adjustment
- 60 x 60 mm
- can be mounted flush to corner/centrally
- load-bearing capacity ca. 150 kg

**3011093** stainless steel coloured, H 705 mm **115.97 €**

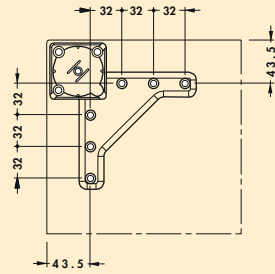
**3011095** stainless steel coloured, H 870 mm **126.05 €**

**3011097** stainless steel coloured, H 1100 mm **142.02 €**

**3011094** matt black pearly, H 705 mm **77.31 €**

**3011096** matt black pearly, H 870 mm **83.95 €**

**3011098** matt black pearly, H 1100 mm **86.55 €**

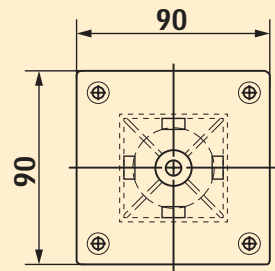


### Trampolo 2 square

Supporting foot. Due to the sliding sleeve of -85 mm and +95 mm different heights can be achieved, may not be shortened.

- tube 60 x 60 mm
- load-bearing capacity ca. 150 kg

<b>3011003</b>	stainless steel coloured, H 620-800 mm	<b>127.73 €</b>
<b>3011007</b>	stainless steel coloured, H 795-975 mm	<b>141.18 €</b>
<b>3011010</b>	stainless steel coloured, H 1015-1195 mm	<b>176.47 €</b>



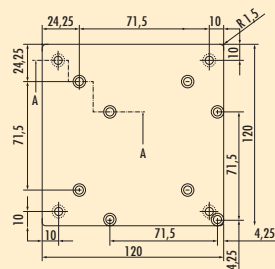
### Kreta square foot aluminium

Supporting foot. Sturdy square aluminium profile. Suitable for attachment tables, but not for free standing tables, may not be shortened.

- tube 50 x 50 mm
- height (plus 10 mm height adjustment)
- load-bearing capacity ca. 150 kg

See catalogue 1 page 465-466/24 EN for the matching consoles.

<b>3013010</b>	stainless steel coloured, H 700 mm	<b>105.97 €</b>
<b>3013012</b>	stainless steel coloured, H 870 mm	<b>128.49 €</b>
<b>3013013</b>	stainless steel coloured, H 1100 mm	<b>149.16 €</b>
<b>3013110</b>	black matt, H 700 mm	<b>113.19 €</b>
<b>3013112</b>	black matt, H 870 mm	<b>134.71 €</b>
<b>3013113</b>	black matt, H 1100 mm	<b>157.23 €</b>



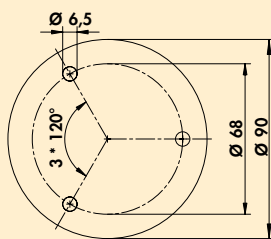

### Rhodos square foot aluminium

Supporting foot. Stainless-steel coloured square foot for fastening to wood. The mounting plate for wood may be installed centrally as well as in a corner, may be shortened.

- tube 80 x 80 mm
- height (plus 15 mm height adjustment)
- incl. mounting plate for wood
- load-bearing capacity ca. 250 kg

See catalogue 1 page 467-468/24 EN for the matching consoles.

<b>3013025</b>	stainless steel coloured, H 700 mm	<b>229.35 €</b>
<b>3013027</b>	stainless steel coloured, H 870 mm	<b>260.14 €</b>
<b>3013028</b>	stainless steel coloured, H 1070 mm	<b>282.95 €</b>
<b>3013029</b>	stainless steel coloured, H 1100 mm	<b>289.86 €</b>



### Colonna



Supporting foot. Linear in appearance, with washer, may be shortened. Suitable for: base leveller Cippo and console Capitello.

- tube Ø 45 mm
- plus 10 mm height adjustment
- load-bearing capacity ca. 200 kg

**When using the glass adapter disk (3021056) bonding should be carried out by a glazier. The disc should be bolted from the bottom.**

3013044	stainless steel, H 1055 mm	224.54 €
3013073	stainless steel, H 1160 mm	256.05 €

#### Optional accessories

3021056	Glass adapter disk, stainless-steel, Ø 90 mm	52.18 €
---------	--	---------

# TRADUR®

## Base levellers

Standard, classic  
and modern

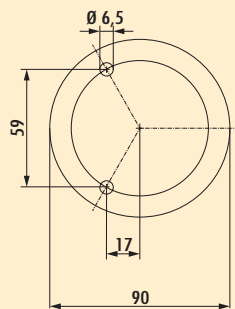


■ Cippo  
Kreta  
Cosa

Page 458

Page 458

Page 458



### Cippo

Base leveller. With washer, may be shortened. Suitable for supporting foot Colonna.

- tube-Ø 45 mm
- 10 mm height adjustment
- load-bearing capacity ca. 200 kg

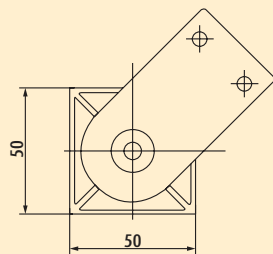
**3013040** stainless steel, H 145 mm **114.96 €**

**3013041** stainless steel, H 195 mm **116.81 €**



### Kreta

Aluminium base leveller as alternative to aluminium frames, stainless-steel coloured anodized. Flexible and versatile in use.



### Kreta

Base leveller. Aluminium, may not be shortened.

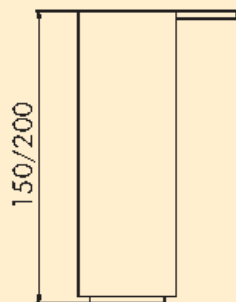
- tube 50 x 50 mm
- 10 mm height adjustment
- load-bearing capacity ca. 150 kg

**3013064** stainless steel coloured, H 150 mm **51.26 €**

**3013065** stainless steel coloured, H 200 mm **55.71 €**

**3013164** black matt, H 150 mm **53.78 €**

**3013165** black matt, H 200 mm **58.66 €**



Supporting elements



### Cosa 2

Base leveller, may not be shortened.

- tube Ø 50 mm
- 30 mm height adjustment
- load-bearing capacity ca. 150 kg

**3013047** chrome polished, H 150 mm **21.85 €**

**3013048** stainless steel coloured, H 150 mm **25.38 €**

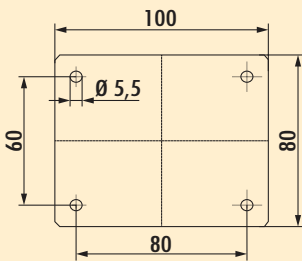
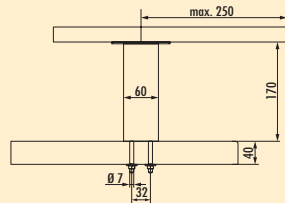


# TRADUR® Consoles

Keep their promises



■ Korfu	Page 460–461
Glass adapter disk	Page 461
Counter top	Page 462
Capitello	Page 463–464
Model 40, 41, 42	Page 464–465
Glass adapter disk	Page 465
Kreta	Page 465–466
Rhodos	Page 467–468
Model 50, 51	Page 468
Model 45	Page 469
Console rigid	Page 469
Folding console	Page 469
Vettore folding console	Page 469
Spruzzo	Page 470
Glass shelf	Page 470



### Korf 1

Console.

- straight
- elegant design 60 x 10 mm
- max. load per pair approx. 60 kg given even distribution, max. spacing of the consoles of 900 mm and max. projection of the plates of 250 mm

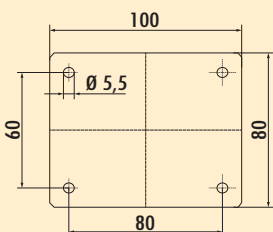
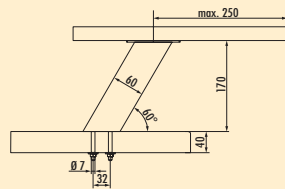
Suitable for base frame (see catalogue 3, p. 75–77/24 EN).

**When using the glass adapter disk (3021176) bonding should be performed by a glazier.**

3021177 stainless steel coloured, H 170 mm	56.89 €
--	---------

#### Optional accessories

3021176 Glass adapter disk, stainless steel, Ø 50 mm	46.64 €
--	---------



### Korf 2

Console.

- slanted
- elegant design 60 x 10 mm
- max. load per pair approx. 60 kg given even distribution, max. spacing of the consoles of 900 mm and max. projection of the plates of 250 mm

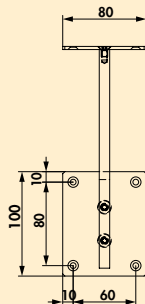
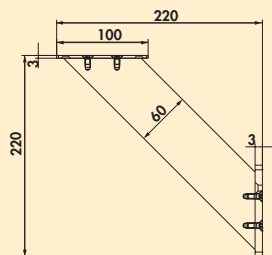
Suitable for base frame (catalogue 3, p. 75–77/24 EN).

**When using the glass adapter disk (3021176) bonding should be performed by a glazier.**

3021178 stainless-steel coloured, H 170 mm	58.15 €
--	---------

#### Optional accessories

3021176 Glass adapter disk, stainless steel, Ø 50 mm	46.64 €
--	---------



### Korfu 3

- Console.
- slanted
  - elegant design 60 x 10 mm
  - max. load per pair approx. 60 kg given even distribution, max. spacing of the consoles of 900 mm and max. projection of the plates of 250 mm

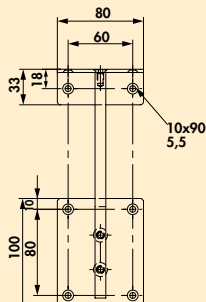
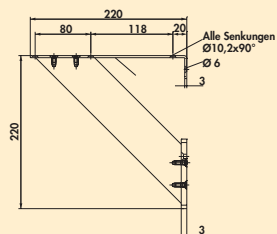
Suitable for base frame (catalogue 3, p. 75–77/24 EN).

**When using the glass adapter disk (3021176) bonding should be performed by a glazier.**

**3021191** stainless steel coloured, H 220 mm **73.36 €**

#### Optional accessories

**3021176** Glass adapter disk, stainless steel, Ø 50 mm **46.64 €**



### Korfu 4

- Console. With mounting plate.
- slanted
  - elegant design 60 x 10 mm
  - max. load per pair approx. 60 kg given even distribution, max. spacing of the consoles of 900 mm and max. projection of the plates of 250 mm

Suitable for base frame (catalogue 3, p. 75–77/24 NL EN).

**3021192** stainless-steel coloured, H 220 mm **84.96 €**



### Glass adapter disk

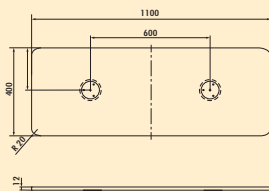



Optimal accessory for Korfu 1, Korfu 2 and Korfu 3.

- height 15 mm
- to be bolted from below

**Gluing should be performed by a glazier.**

**3021176** stainless steel, Ø 50 mm **46.64 €**



### Counter top

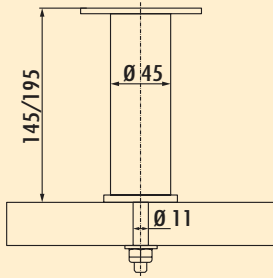
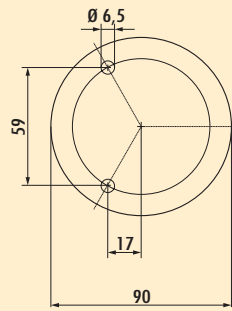
Optimal accessories for Capitello 1, 2, 3 (3013042/43, 3021072/73/74/75/76/79).

Rounded edges and round glass adaptors glued on.

- 12 x 1100 x 400 mm (H x W x D)
- glass adapter H 12 mm

**3023015** satinised glass

**589.92 €**



### Capitello 1



Console with washer and bolted connection. Suitable for supporting foot Colonna (see catalogue 1 pages 456/24 EN) and base leveller Cippo (see catalogue 1 pages 458/24 EN).

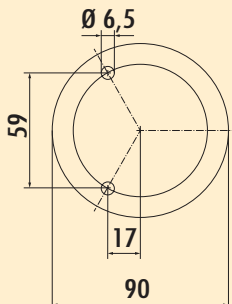
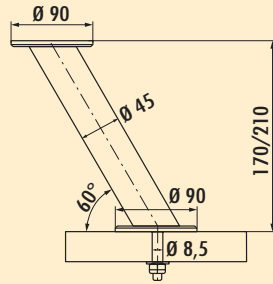

— max. load per pair approx. 60 kg given even distribution, max. spacing of the consoles of 900 mm and max. projection of the plates of 250 mm

**When using the glass adapter disk (3021056) bonding should be performed by a glazier.**

3013042	stainless steel, H 145 mm, tube Ø 45 mm	122.18 €
3013043	stainless steel, H 195 mm, tube Ø 45 mm	123.95 €

#### Optional accessories

3021056	Glass adapter disk, stainless-steel, Ø 90 mm	52.18 €
---------	--	---------



### Capitello 2

Console. With bolted connection.

— slanted

— max. load per pair approx. 40 kg given even distribution, max. spacing of the consoles of 900 mm and max. projection of the plates of 250 mm

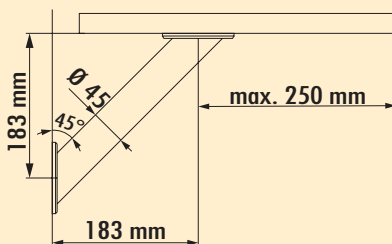
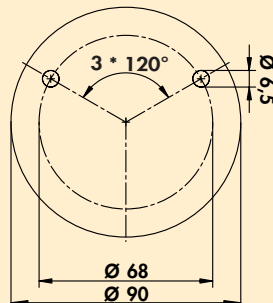
**When using the glass adapter disk (3021056) bonding should be performed by a glazier.**

3021075	stainless steel, H 170 mm, tube Ø 45 mm	128.49 €
3021076	stainless steel, H 210 mm, tube Ø 45 mm	130.25 €

3021072	chrome polished, H 170 mm, tube Ø 45 mm	103.28 €
3021073	chrome polished, H 210 mm, tube Ø 45 mm	111.43 €

#### Optional accessories

3021056	Glass adapter disk, stainless-steel, Ø 90 mm	52.18 €
---------	--	---------



### Capitello 3

Console.

— slanted

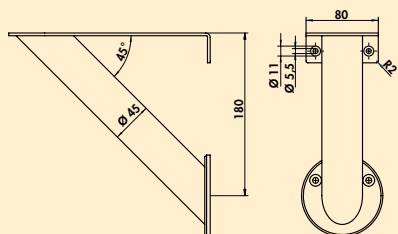
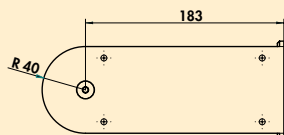
— max. load per pair approx. 40 kg given even distribution, max. spacing of the consoles of 900 mm and max. projection of the plates of 250 mm

**When using the glass adapter disk (3021056) bonding should be performed by a glazier.**

3021074	stainless steel, H 183 mm, tube Ø 45 mm	140.17 €
3021079	chrome polished, H 183 mm, tube Ø 45 mm	105.97 €

#### Optional accessories

3021056	Glass adapter disk, stainless-steel, Ø 90 mm	52.18 €
---------	--	---------



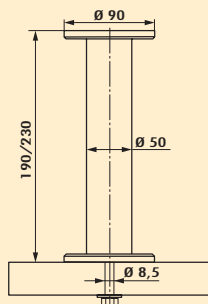
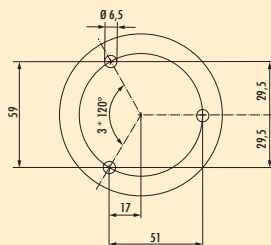
### Capitello 4



Console. With mounting plate.

- slanted
- max. load per pair approx. 60 kg given even distribution, max. spacing of the consoles of 900 mm and max. projection of the plates of 250 mm

**3021089** stainless steel, H 180 mm, tube Ø 45 mm **110.50 €**



### Model 41



Console. With bolted connection.

- max. load per pair approx. 60 kg given even distribution, max. spacing of the consoles of 900 mm and max. projection of the plates of 250 mm

**When using the glass adapter disk (3021056) bonding should be performed by a glazier.**

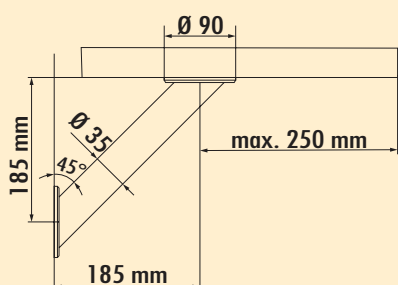
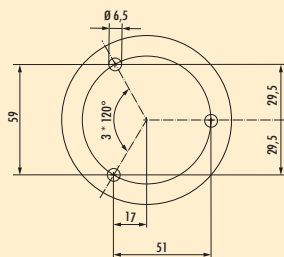

**3021063** stainless steel, H 190 mm, tube Ø 50 mm **140.17 €**

**3021066** stainless steel, H 230 mm, tube Ø 50 mm **157.23 €**

#### Optional accessories

**3021056** Glass adapter disk, stainless-steel, Ø 90 mm **52.18 €**

**3023050** Rotating adaptor, stainless steel, Ø 90 mm **133.61 €**



### Model 40



Console.

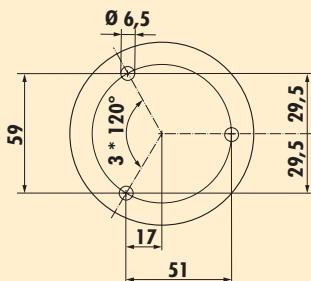
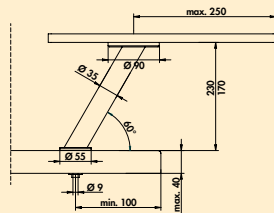

- max. load per pair approx. 40 kg given even distribution, max. spacing of the consoles of 900 mm and max. projection of the plates of 250 mm

**When using the glass adapter disk (3021056) bonding should be carried out by a glazier.**

**3021097** stainless steel, H 185 mm, tube Ø 35 mm **141.93 €**

#### Optional accessories

**3021056** Glass adapter disk, stainless-steel, Ø 90 mm **52.18 €**



### Model 42



Console. With bolted connection.

- slanted
- max. load per pair approx. 60 kg given even distribution, max. spacing of the consoles of 900 mm and max. projection of the plates of 250 mm

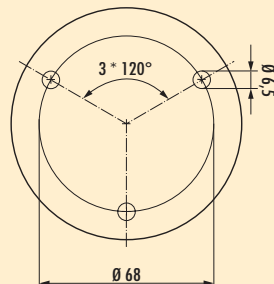
For granite tops, the Capitello series is better.

**When using the glass adapter disk (3021056) bonding should be performed by a glazier.**

3021083	stainless-steel, H 170 mm, tube Ø 35 mm	152.69 €
3021084	stainless-steel, H 230 mm, tube Ø 35 mm	157.23 €

#### Optional accessories

3021056	Glass adapter disk, stainless-steel, Ø 90 mm	52.18 €
---------	--	---------



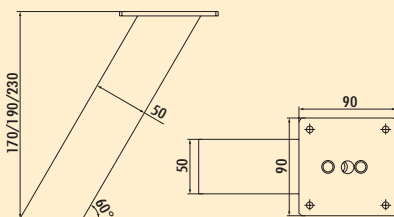
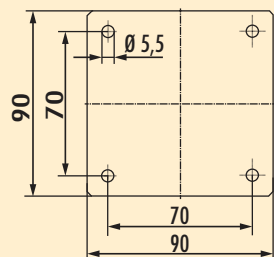
### Glass adapter disk

Optimal accessories for Colonna, Capitello 1, 2, 3, Turn Around and Model 40, 41, 42.

- height 12 mm
- to be bolted from below

**Gluing should be performed by a glazier.**

3021056	stainless-steel, Ø 90 mm	52.18 €
---------	--------------------------	---------



### Kreta 1 slanted

Console.

- slanted
- aluminium profile 50 x 50 mm, milled
- slant angle 60°
- max. load per pair approx. 60 kg given even distribution, max. spacing of the consoles of 900 mm and max. projection of the plates of 250 mm

May be used for fastening to wood and with adaptor for gluing to UV glass.

**When using the glass adapter disk (3023007) bonding should be performed by a glazier.**


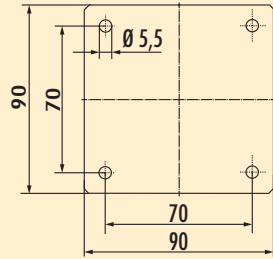
3023028	stainless steel coloured, H 170 mm	111.43 €
3023022	stainless steel coloured, H 190 mm	113.19 €
3023023	stainless steel coloured, H 230 mm	118.57 €

3023030	matt black, H 170 mm	109.58 €
3023031	matt black, H 190 mm	111.43 €
3023032	matt black, H 230 mm	116.81 €

#### Optional accessories

3023007	Glass adapter disk, stainless-steel	59.50 €
---------	-------------------------------------	---------

Supporting elements



### Kreta 2 straight

Console. Aluminium profile 50 x 50 mm.

- straight
- max. load per pair approx. 60 kg given even distribution, max. spacing of the consoles of 900 mm and max. projection of the plates of 250 mm

**3023029** stainless steel coloured, H 170 mm **46.13 €**

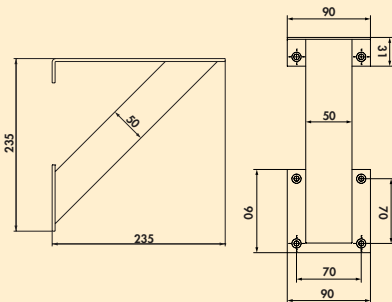
**3023026** stainless steel coloured, H 190 mm **49.08 €**

**3023027** stainless steel coloured, H 230 mm **53.78 €**

**3023033** matt black, H 170 mm **45.55 €**

**3023034** matt black, H 190 mm **48.40 €**

**3023035** matt black, H 230 mm **53.03 €**



### Kreta 3 slanted

Console. With mounting plat.


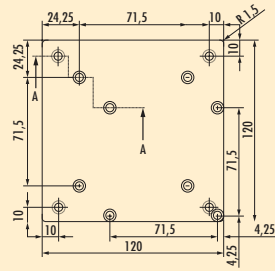
- slanted
- aluminium profile 50 x 50 mm, milled
- max. load per pair approx. 60 kg given even distribution, max. spacing of the consoles of 900 mm and max. projection of the plates of 250 mm

**3021190** stainless steel coloured, H 235 mm **105.97 €**

**3021193** black matt, H 235 mm **122.18 €**

Supporting  
elements





### Rhodos 1

Console.

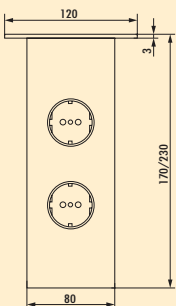
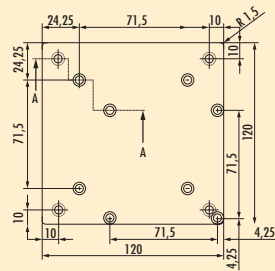
- aluminium profile 80 x 80 mm
- max. load per pair approx. 60 kg given even distribution, max. spacing of the consoles of 900 mm and max. projection of the plates of 250 mm

**3023046** stainless steel coloured, H 170 mm **145.55 €**

**3023044** stainless steel coloured, H 230 mm **150.00 €**

#### Optional accessories

**3013024** Glass adapter disk, stainless steel **127.56 €**



### Rhodos 2

Console.

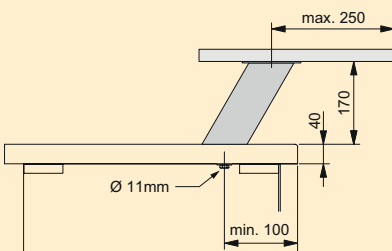
- aluminium profile 80 x 80 mm
- with **one or two** integrated earthing contact sockets
- supply line 1500 mm, 3-wire, free ends
- connection through the worktop
- max. load per pair approx. 60 kg given even distribution, max. spacing of the consoles of 900 mm and max. projection of the plates of 250 mm

**3023047** stainless steel coloured, H 170 mm, 1 socket **258.74 €**

**3023045** stainless steel coloured, H 230 mm, 2 sockets **266.81 €**

#### Optional accessories

**3013024** Glass adapter disk, stainless steel **127.56 €**

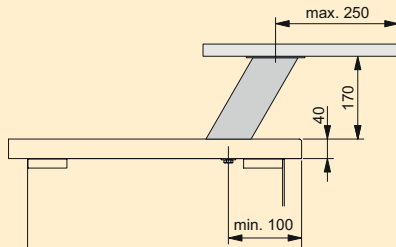


### Rhodos 3

Console.

- slanted
- aluminium profile 80 x 80 mm
- max. load per pair approx. 60 kg given even distribution, max. spacing of the consoles of 900 mm and max. projection of the plates of 250 mm

**3023040** stainless steel coloured, H 170 mm **157.23 €**



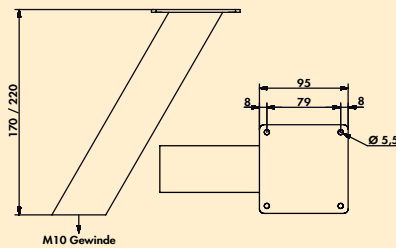
### Rhodos 4

Console.

- slanted
- aluminium profile 80 x 80 mm
- with **one** integrated earthing contact socket
- supply line 1500 mm, 3-wire, free ends
- connection through the worktop
- max. load per pair approx. 60 kg given even distribution, max. spacing of the consoles of 900 mm and max. projection of the plates of 250 mm

**3023041** stainless steel coloured, H 170 mm

**266.81 €**



### Model 50

Console.

- slanted
- aluminium profile 50 x 50 mm
- max. load per pair approx. 30 kg given even distribution, max. spacing of the consoles of 900 mm and max. projection of the plates of 250 mm

**3021183** aluminium anodised, H 170 mm

**52.02 €**

**3021185** aluminium anodised, H 220 mm

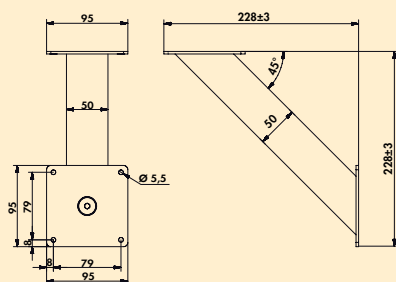
**54.45 €**

**3021184** stainless steel coloured, H 170 mm

**56.97 €**

**3021186** stainless steel coloured, H 220 mm

**60.17 €**



### Model 51

Console. For fastening to cabinet body.

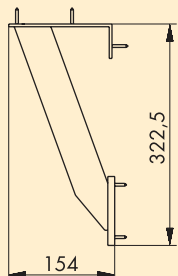
- slanted
- aluminium profile 50 x 50 mm
- max. load per pair approx. 30 kg given even distribution, max. spacing of the consoles of 900 mm and max. projection of the plates of 250 mm

**3021180** aluminium anodised, H 228 mm

**74.20 €**

**3021181** stainless steel coloured, H 228 mm

**85.38 €**

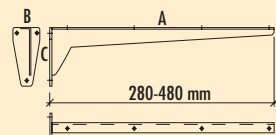


### Model 45

Console. For fastening to cabinet body.

- aluminium profile 50 x 10 mm
- max. load per pair approx. 30 kg given even distribution, max. spacing of the consoles of 900 mm and max. projection of the plates of 250 mm

**3021082** aluminium anodised, H 322.5 mm **71.34 €**



### Console rigid

Sturdy sheet-metal construction. Shelf support with welded mounting plate.

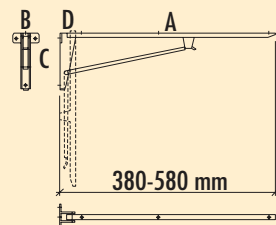
- primed in grey
- load-bearing capacity ca. 75 kg

**3021085** A 280, W 53, C 100 mm **35.29 €**

**3021086** A 330, W 53, C 100 mm **38.15 €**

**3021087** A 380, W 65, C 130 mm **51.09 €**

**3021088** A 480, W 65, C 130 mm **54.29 €**



### Folding console

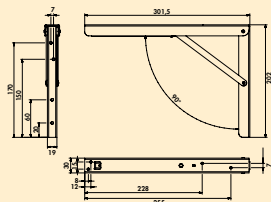
Robust steel construction. When opened, the folding console automatically engages and may be disengaged just as easily by lifting the locking arm.

- primed in grey
- load-bearing capacity ca. 75 kg

**3021093** A 380, W 82, C 134, D 50 mm **110.92 €**

**3021094** A 480, W 82, C 152, D 50 mm **121.01 €**

**3021095** A 580, W 82, C 178, D 50 mm **136.97 €**

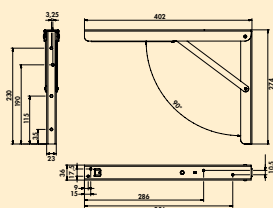


### Vettore folding console

- galvanised
- drill Ø 4 mm
- can be locked in three positions, 90°, 80°, 70°
- four fixing points each to the wall and countertop
- load bearing capacity approx. 100 kg
- 1 PU = 1 skid

**3021053** 300 x 200 x 30 mm, price per PU **57.73 €**

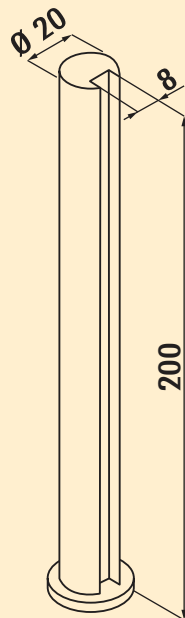
**3021055** 400 x 270 x 36 mm, price per PU **72.61 €**





### Spruzzo

Splash protection for fastening to the worktop. The bolted connection is fastened underneath the worktop. May be used for stove tops and sinks, also in gastronomy and shop construction. May also be used as a screen.



### Spruzzo

Console. Splash protection. Suitable for 8 mm glass plate thickness.

- drill Ø 6 mm
- **glass shelves to be ordered separately**

<b>3021132</b> stainless steel coloured, H 200 mm, Ø 20 mm, price per pair	<b>75.21 €</b>
<b>3021134</b> black matt, H 200 mm, Ø 20 mm, price per pair	<b>75.21 €</b>

Supporting elements



### Glass shelf

Optional accessories for Spruzzo (3021132, 3021134), Kaiman (3021078, 3021092), Prior (3021032, 3021035), Akro (3021009) and Moon (3021090, 3021091).

- high-quality glass plates with polished edges
- thickness 8 mm
- depth 200 mm

<b>3021014</b> clear glass, L 580 mm	<b>45.71 €</b>
<b>3021026</b> clear glass, L 880 mm	<b>67.14 €</b>
<b>3021124</b> clear glass, L 1140 mm	<b>74.20 €</b>
<b>3021114</b> satinised glass, L 580 mm	<b>69.83 €</b>
<b>3021126</b> satinised glass, L 880 mm	<b>98.91 €</b>
<b>3021125</b> satinised glass, L 1140 mm	<b>113.61 €</b>

STOREX®

Cabinet  
equipment



# Overview



Organisation systems that kitchens simply can't do without! With the clearly structured storage solutions of the STOREX® kitchen cabinet equipment, everything you need is well-organised and right at hand. In the kitchen, in the utility room, in the pantry, and even in the bathroom, the office and the workshop!

At the same time, each individual item stands for consistently secure and purposeful handling – so that things are always exactly where they should be. Drawers are used, cupboard pull-outs are opened, containers are picked up and filled. The rich spectrum of design elements offers a wealth of organised flexibility. The space available for storage is fully utilised, even hard-to-reach heights are accessed with flexible lift fittings.

STOREX® is at home wherever things need to be retrieved from or stowed in base cabinets, wall cabinets or tall cabinets. For quick and convenient organisation and separation at your fingertips!

# STOREX® Cabinet equipment

Well thought out and  
engineered



STOREX® Equipment for base units  
For space saving solutions Page 475–536

STOREX® Equipment for wall mounted  
cabinets  
Everything in its place Page 537–550

STOREX® Equipment for tall cabinets  
Convenient and easy access Page 551–564

STOREX® Accessories  
Things you always need Page 565–574





# STOREX®

## Equipment for base units

Space saving solutions



Storage systems  
Ingeniously deployed Page 477–484

Drawer inserts  
Flexible and adaptable Page 485–504

Pullouts for base units  
Exploited to the full Page 505–522

Holder and hooks  
Most welcome Page 523–530

Built-in appliances for drawers  
Concealed and immediately good to go Page 531–536



# STOREX® Storage systems

Ingeniously deployed



 Cox® Box

Page 478–484

# STOREX®

## Cox® Box 220



... keeps order everywhere

### Time for new "interior views"

Everything has its place and is found straight away without hours of searching.

With the innovative Cox® Box 220 storage system, a whole variety of configurations in small and large drawers is opened up by the freely combinable containers.

They convince in every kitchen through their quick handling and the highest possible level of organised flexibility – they provide food with optimum protection during storage.

What works for the kitchen, also works for other living areas; in the bathroom and the utility room, the hygienic aspect forms a useful addition to the storage space and access options thanks to the secure lid closure. The tidy workshop displays all tools in perfect order. No more time wasted searching the summer house and garage. The Cox® Box 220 – At home anywhere!

Cox® Box 220 container system solutions, available for all standard base cabinet widths, make optimum use of the available space. Matching one-piece anti-slip mats ensure that all the containers are securely positioned. Good organisation ideas such as Cox® Box 220 not only give orientation – they also create new spaces.

The Cox® Box 220 system finds its perfect match in the Cox Work® utensils box, which fits into the 13, 16, 22 and 28 liter containers of the Cox® container system with frame size 230 x 382 mm (W x D). See catalogue 1 BASIC pages 524–526/24 EN.

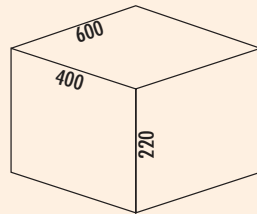




### Cox® Box 220

Flexible storage solution for all standard drawers. The anti-slip mat included guarantees firm positioning on the bottom of the drawer.

- the height of the total system amounts to only 220 mm
- with coated anti-slip mats on both sides
- closing and bio lid individually deliverable



### Cox® Box 220/600-2

Collection system.

Flexible storage solution. With coated anti-slip mat.

Lid not included in scope of delivery, please order separately.



– container volume 26 (2 x 13) liters

– suitable for Cox Work® utensils box (see catalogue 1 pages 524–526/24 EN)

8012501	light grey	73.35 €
8013501	anthracite	73.35 €

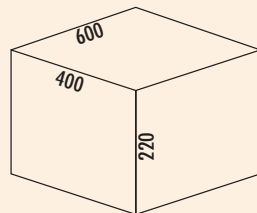
#### Optional accessories

8012342	Closing-lid, light grey, for 13/ 16/ 22/ 28 liters	9.41 €
8013342	Closing-lid, anthracite, for 13/ 16/ 22/ 28 liters	9.41 €



light grey

anthracite



### Cox® Box 220/600-3

Collection system.

Flexible storage solution. With coated anti-slip mat.

Lid not included in scope of delivery, please order separately.

– container volume 25 (1 x 13/2 x 6) liters

– suitable for Cox Work® utensils box (see catalogue 1 pages 524–526/24 EN)

8012500	light grey	89.61 €
8013500	anthracite	89.61 €


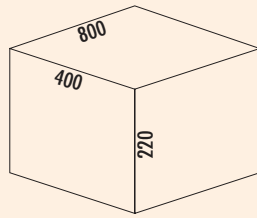
#### Optional accessories

8011312	Bio-lid, light grey, for 4/ 6/ 7/ 10/ 12.5 liters	14.79 €
8013312	Bio-lid, anthracite, for 4/ 6/ 7/ 10/ 12.5 liters	14.79 €
8012342	Closing-lid, light grey, for 13/ 16/ 22/ 28 liters	9.41 €
8013342	Closing-lid, anthracite, for 13/ 16/ 22/ 28 liters	9.41 €
8012338	Closing-lid, light grey, for 4/ 6/ 7/ 10/ 12.5 liters	5.97 €
8013338	Closing-lid, anthracite, for 4/ 6/ 7/ 10/ 12.5 liters	5.97 €



light grey

anthracite



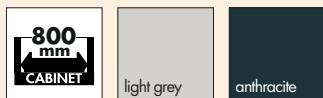
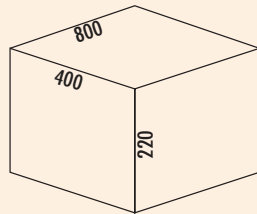
### Cox® Box 220/800-3

Collection system.  
Flexible storage solution. With coated anti-slip mat.  
Lid not included in scope of delivery, please order separately.  
— container volume 38 (1 x 18/2 x 10) liters

8012503	light grey	115.88 €
8013503	anthracite	115.88 €

#### Optional accessories

8012341	Closing-lid, light grey, for 10/ 12/ 16/ 21 liters	8.74 €
8013341	Closing-lid, anthracite, for 10/ 12/ 16/ 21 liters	8.74 €



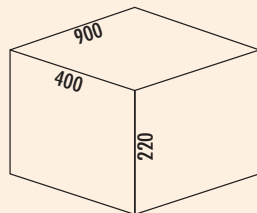
### Cox® Box 220/800-4

Collection system.  
Flexible storage solution. With coated anti-slip mat.  
Lid not included in scope of delivery, please order separately.  
— container volume 38 (2 x 13/2 x 6) liters  
— suitable for Cox Work® utensils box (see catalogue 1 pages 524–526/24 EN)

8012502	light grey	131.29 €
8013502	anthracite	131.29 €

#### Optional accessories

8011312	Bio-lid, light grey, for 4/ 6/ 7/ 10/ 12.5 liters	14.79 €
8013312	Bio-lid, anthracite, for 4/ 6/ 7/ 10/ 12.5 liters	14.79 €
8012342	Closing-lid, light grey, for 13/ 16/ 22/ 28 liters	9.41 €
8013342	Closing-lid, anthracite, for 13/ 16/ 22/ 28 liters	9.41 €
8012338	Closing-lid, light grey, for 4/ 6/ 7/ 10/ 12.5 liters	5.97 €
8013338	Closing-lid, anthracite, for 4/ 6/ 7/ 10/ 12.5 liters	5.97 €



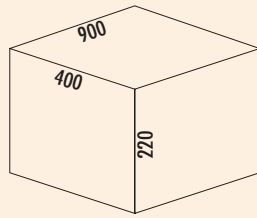
### Cox® Box 220/900-3

Collection system.  
Flexible storage solution. With coated anti-slip mat.  
Lid not included in scope of delivery, please order separately.  
— container volume 44.5 (3 x 13/1 x 5.5) liters  
— suitable for Cox Work® utensils box (see catalogue 1 pages 524–526/24 EN)

8012505	light grey	142.48 €
8013505	anthracite	142.48 €

#### Optional accessories

8012342	Closing-lid, light grey, for 13/ 16/ 22/ 28 liters	9.41 €
8013342	Closing-lid, anthracite, for 13/ 16/ 22/ 28 liters	9.41 €



light grey

anthracite

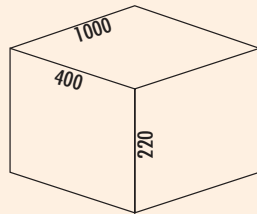
### Cox® Box 220/900-4

Collection system.  
Flexible storage solution. With coated anti-slip mat.  
Lid not included in scope of delivery, please order separately.  
— container volume 35 (2 x 10/2 x 7.5) liters

8012504	light grey	131.32 €
8013504	anthracite	131.32 €

#### Optional accessories

8012343	Bio-lid, light grey, for 7.5/ 9/ 12 liters	16.39 €
8013343	Bio lid, anthracite, for 7.5/ 9/ 12 liters	16.39 €
8012339	Closing-lid, light grey, for 7.5/ 9/ 12 liters	8.74 €
8013339	Closing-lid, anthracite, for 7.5/ 9/ 12 liters	8.74 €
8012341	Closing-lid, light grey, for 10/ 12/ 16/ 21 liters	8.74 €
8013341	Closing-lid, anthracite, for 10/ 12/ 16/ 21 liters	8.74 €



light grey

anthracite

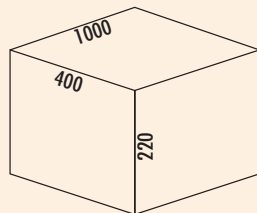
### Cox® Box 220/1000-4

Collection system.  
Flexible storage solution. With coated anti-slip mat.  
Lid not included in scope of delivery, please order separately.  
— container volume 46 (2 x 13/2 x 10) liters  
— suitable for Cox Work® utensils box (see catalogue 1 pages 524–526/24 EN)

8012507	light grey	136.72 €
8013507	anthracite	136.72 €

#### Optional accessories

8012342	Closing-lid, light grey, for 13/ 16/ 22/ 28 liters	9.41 €
8013342	Closing-lid, anthracite, for 13/ 16/ 22/ 28 liters	9.41 €
8012341	Closing-lid, light grey, for 10/ 12/ 16/ 21 liters	8.74 €
8013341	Closing-lid, anthracite, for 10/ 12/ 16/ 21 liters	8.74 €



light grey

anthracite

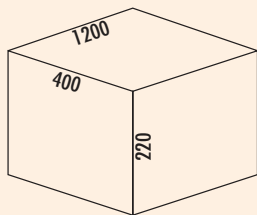
### Cox® Box 220/1000-5

Collection system.  
Flexible storage solution. With coated anti-slip mat.  
Lid not included in scope of delivery, please order separately.  
— container volume 45 (1 x 13/2 x 10/2 x 6) liters  
— suitable for Cox Work® utensils box (see catalogue 1 pages 524–526/24 EN)

8012506	light grey	158.82 €
8013506	anthracite	158.82 €

#### Optional accessories

8011312	Bio-lid, light grey, for 4/ 6/ 7/ 10/ 12.5 liters	14.79 €
8013312	Bio-lid, anthracite, for 4/ 6/ 7/ 10/ 12.5 liters	14.79 €
8012342	Closing-lid, light grey, for 13/ 16/ 22/ 28 liters	9.41 €
8013342	Closing-lid, anthracite, for 13/ 16/ 22/ 28 liters	9.41 €
8012341	Closing-lid, light grey, for 10/ 12/ 16/ 21 liters	8.74 €
8013341	Closing-lid, anthracite, for 10/ 12/ 16/ 21 liters	8.74 €
8012338	Closing-lid, light grey, for 4/ 6/ 7/ 10/ 12.5 liters	5.97 €
8013338	Closing-lid, anthracite, for 4/ 6/ 7/ 10/ 12.5 liters	5.97 €



light grey

anthracite

### Cox® Box 220/1200-6

Collection system.

Flexible storage solution. With coated anti-slip mat.

Lid not included in scope of delivery, please order separately.

— container volume 58 (2 x 13/2 x 10/2 x 6) liters

— suitable for Cox Work® utensils box (see catalogue 1 pages 524–526/24 EN)

**8012508** light grey **188.10 €**

**8013508** anthracite **188.10 €**

#### Optional accessories

**8011312** Bio-lid, light grey, for 4/ 6/ 7/ 10/ 12.5 liters **14.79 €**

**8013312** Bio-lid, anthracite, for 4/ 6/ 7/ 10/ 12.5 liters **14.79 €**

**8012342** Closing-lid, light grey, for 13/ 16/ 22/ 28 liters **9.41 €**

**8013342** Closing-lid, anthracite, for 13/ 16/ 22/ 28 liters **9.41 €**

**8012341** Closing-lid, light grey, for 10/ 12/ 16/ 21 liters **8.74 €**


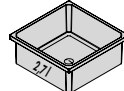

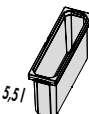

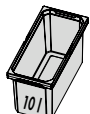


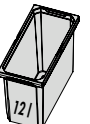

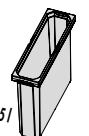
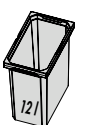
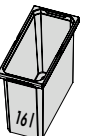

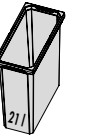






**8013341** Closing-lid, anthracite, for 10/ 12/ 16/ 21 liters **8.74 €**

**8012338** Closing-lid, light grey, for 4/ 6/ 7/ 10/ 12.5 liters **5.97 €**

**8013338** Closing-lid, anthracite, for 4/ 6/ 7/ 10/ 12.5 liters **5.97 €**



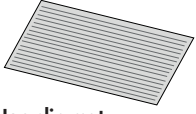


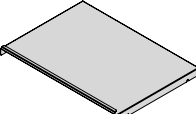


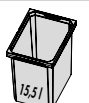

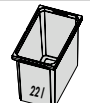










# Replacement bucket and lid overview for Cox® series

Width mm	102	113	183	183	204	230		
Depth mm	204	382	302	382	204	191		
	Order no. € per pc. excl. VAT	Order no. € per pc. excl. VAT	Order no. € per pc. excl. VAT	Order no. € per pc. excl. VAT	Order no. € per pc. excl. VAT	Order no. € per pc. excl. VAT		
Height mm	82	 8013363* 8012363 11.51				 8013362* 8012362 13.87		
	144					 8013309* 8012309 19.83		
	216		 8013325* 8012325 25.55	 8013327* 8012327 30.42	 8013329* 8012329 32.77		 8013326* 8012326 26.89	
	256			 8012493 32.27	 8013492* 8012492 37.31		 8013491* 8012491 28.07	
	326		 8012332 31.60	 8013333* 8012333 37.56	 8013321* 8012321 40.25		 8013320* 8012320 32.86	
	426				 8013323* 8012323 44.79		 8013319 8012319 37.48	
	460							
	550							
Cealing lid			 8013339* 8012339 8.74	 8013341* 8012341 8.74		 8013338* 8012338 5.97		
Bill lid			 8013343* 8012343 16.39			 8013312* 8011312 14.79		

\*anthracite

Cabinet equipment

# Replacement bucket and lid overview for Cox® series

Width mm	230	230	230	230	250	315	Accessories
Depth mm	302	151	340	382	340	382	
	Order no. € per pc. excl. VTA	Order no. € per pc. excl. VTA	Order no. € per pc. excl. VTA	Order no. € per pc. excl. VTA	Order no. € per pc. excl. VTA	Order no. € per pc. excl. VTA	Order no. € per pc. excl. VAT
Height mm	82						 <b>Non-slip mat</b> up to 600 mm 8013352* 11.93 8012352 11.93
	144						up to 1200 mm 8013353* 23.70 8012353 23.70
	216	 8012328 33.19			 8013330* 8012330 38.49		 <b>Complete lid</b> Width 400 mm 8013153* 8010153 79.75 Width 450 mm 8013154* 8010154 85.80
	256	 8012494 37.31			 8013490* 8012490 40.84		Width 500 mm 8013145* 8010145 95.21 Width 600 mm 8013146* 8010146 98.82
	326	 8013334* 8012334 39.66	 8013495* 8012495 29.58		 8013322* 8012322 46.55	 8013335* 8012335 49.75	Width 800 mm 8013356* 8012347 73.19 Width 900 mm 8013357* 8012348 78.49
	426				 8013324* 8012324 48.99		Width 1000 mm 8012349 85.46 Width 1200 mm 8012350 93.45
	460					 8012395 52.02	
	550			 8012398 54.62		 8012397 56.39	Width 500 mm, Depth 320 mm 8013345* 8012345 93.45 Width 600 mm, Depth 320 mm 8013346* 8012346 95.21
Sealing lid/ top frame	 8012340 9.41			 8013342* 8012342 9.41		 8012337 24.54	Width 600 mm, Depth 400 mm 8013351* 8012351 69.33
Bio lid	 8013344* 8012344 16.81	 8013497* 8012497 16.39					Width 300 mm, Depth 516 mm 8010160 74.20

\*anthracite

# STOREX®

## Drawer inserts

Flexible and adaptable



■ Drawer system Modify	Page 487–493
Cutlery insert Cuisio	Page 494–496
Tray insert Cuisio Flex	Page 497
Cutlery insert Ordine	Page 498
Cutlery insert Adesso	Page 499
Further cutlery inserts	Page 500–501
Water protection and anti-slide mats	Page 502
Passo Siphon protection	Page 503

# STOREX® Cutlery inserts

Frame system	BLUM Tandembox	BLUM Legrabox	Hettich ArciTech	GRASS Nova pro
Manufacturers	Nobia Group (SWE), DanKitchens (AT), JAKA-BKL, Impuls Kitchens, Alno AG, Pino-Kitchens, alma Kitchens, Nieburg Kitchens, Baufomat Kitchens, Beck- mann Kitchens, Schröder Kitchens, rwk Built-in kitchens, burger Kitchens, EWE-Kitchens (AT) <sup>1</sup> , Störmer Kitchens <sup>2</sup>	Schüller Kitchens, Warendorfer Kitchens (Störmer Kitchens, Ballerina Kitchens)	Nobilis-Werke, pronorm Built-in kitchens, Brigitte Kitchens, Beeck Kitchens, Express Kitchens, Nolte	Häcker Kitchens, SA Fournier (FR), Leicht Kitchens, Eggersmann Kitchens, Bax Küchenmanufaktur, SachsenKitchens, Rabe & Meyer, Ballerina Kitchens <sup>2</sup> , Zeyko, rotpunkt
	(Nominal depth – 27 mm) x (Cabinet width – 82 mm)	(Nominal depth – 27 mm) x (Cabinet width – 73 mm)	(Nominal depth – 27 mm) x (Nominal width – 106 mm)	(Nominal depth – 20 mm) x (Cabinet width – 90 mm)
Modify	✓	✓	✓	✓ (with compensation strip 8035038)
Cuisio	✓	does not entirely fill the drawer	only suitable for Nobilia	✓
Ordine	✓	✓		✓
Adesso 1			✓	
Adesso 2	✓	✓		✓
Cutlery insert 1	✓	✓		✓
Cutlery insert 2	✓	✓		✓
Multipurpose insert	✓	✓		✓
Cutlery insert 4	✓			
Cutlery insert 5				✓
Spice jar insert	✓	✓		✓
Cutlery insert Smart	✓	✓		✓

<sup>1</sup> EWE Kitchen: uses 18 gauge sides. I.e. standard dimensions BLUM Tandembox are 4 mm too wide!

<sup>2</sup> Störmer Kitchen/Ballerina Kitchen: kitchen furniture manufacturers use various frame systems. BLUM Legrabox is for in high quality range!  
Siematic Kitchen uses GRASS VIONARO (conversion at trade fair M.O.W. 2014) – Cutlery insert dimensions correspond to BLUM Legrabox.

All specifications are non-binding, subject to change.

# STOREX®


## Modify Drawer system

### The innovation in the kitchen

The Naber Modify drawer equipment system, designed for drawers with a depth of 472 mm or 572 mm incl. depth supplement, offers a variety of employment and extension options. Thanks to the clever system with equipment elements, drawers and pull-outs can be divided as needed. This flexibility makes Modify a real all-rounder among the drawer equipment systems.

The modules made of real wood are characterised by high-quality materials and excellent workmanship, giving every drawer an individual division structure. By means of continuous horizontal movement of the different elements, for example, sections of any size can be formed, enabling individual storage of various kitchen accessories.

Thanks to the use of non-slip mats on the drawer base, it is not necessary to fully equip the drawer with inserts. Here, the system manages with a few premium manufactured components and provides functional accessories for your daily needs. It is flexible in width and solves the problem of connection to drawer frames without a vertical inner profile.



**Bright oak, varnished**



**Ash-tree black, varnished**

**Variable dividers made of powder coated metal in graphite colours**



# STOREX®

## Modify Drawer system



The innovation in the kitchen


### All the advantages at a glance:

- dominant material: solid bright oak, varnished, ash-tree black, varnished
- focus on functionality
- diverse combinations & extensions possible
- comprehensive organisation solutions
- no compensating elements necessary
- designed for drawer depth of 472 mm or 572 mm incl. depth supplement

### Components: boxes, cutlery insert, trays etc.




### Additional special elements



### Components and special elements in combination





### Modify set 800/900

Suitable for 800 mm and 900 mm drawer.

Set consisting of:

- 1 Modify cutlery insert (8035021/8035121)
- 4 Modify trays (8035022/8035122)
- 1 Modify non-slip mat (8035040)

**8035050** bright oak **248.59 €**

**8035150** ash-tree black **248.59 €**



### Modify set 1000

Suitable for 1000 mm drawer.

Set consisting of:

- 1 Modify cutlery insert (8035021/8035121)
- 4 Modify trays (8035022/8035122)
- 1 Modify multifunctional insert (8035020/8035120)
- 1 Modify film holder (8035023/8035123)
- 1 Modify non-slip mat (8035040)

**8035051** bright oak **370.05 €**

**8035151** ash-tree black **370.05 €**



### Modify set 1200

Suitable for 1200 mm drawer.

Set consisting of:

- 1 Modify cutlery insert (8035021/8035121)
- 4 Modify trays (8035022/8035122)
- 1 Modify multifunctional insert (8035020/8035120)
- 1 Modify knife insert (8035024/8035124)
- 1 Modify non-slip mat (8035040)

**8035052** bright oak **391.52 €**

**8035152** ash-tree black **391.52 €**



### Modify cutlery insert

— 43 x 300 x 472 mm (H x W x D)

8035021	bright oak	92.44 €
8035121	ash-tree black	92.44 €



### Modify depth supplement

Suitable for oversized drawers. May be cut to size.  
— 43 x 100 mm (H x D)

8035041	bright oak, W 600 mm	69.92 €
8035042	bright oak, W 1200 mm	94.96 €
8035141	ash-tree black, W 600 mm	69.92 €
8035142	ash-tree black, W 1200 mm	94.96 €



### Modify bowl

— 43 x 117.5 x 300 mm (H x W x D)

8035022	bright oak	35.63 €
8035122	ash-tree black	35.63 €



### Modify U-divider

Metal, powder-coated. Suitable for tray (8035022).  
— 38 x 111 x 104.5 mm (H x W x D)

8035033	graphite	23.53 €
---------	----------	---------



### Modify multifunctional insert

Also suitable for film insert (8035023/8035123), knife insert (8035024/8035124), spice jar insert (8035025/8035125), spice inlay (8035026/8035126) and insert cross (8035027/8035127).  
— 43 x 150 x 472 mm (H x W x D)

8035020	bright oak	48.07 €
8035120	ash-tree black	48.07 €



### Modify film insert

With 2 lids aluminium and intermediate piece. Without films.  
— 37.5 x 137.5 x 472 mm (H x W x D)

Multifunctional insert (8035020/8035120) order separately.

8035023	bright oak	70.76 €
8035123	ash-tree black	70.76 €





### Modify knife insert

— 26 x 137.5 x 472 mm (H x W x D)

Multifunctional insert (8035020/8035120) order separately.

<b>8035024</b> bright oak	<b>92.44 €</b>
<b>8035124</b> ash-tree black	<b>92.44 €</b>



### Modify spice jar insert

With 6 sections Ø 60 mm, without spice jars.  
— 8 x 137.5 x 472 mm (H x W x D)

Multifunctional insert (8035020/8035120) order separately.

<b>8035025</b> bright oak	<b>54.45 €</b>
<b>8035125</b> ash-tree black	<b>54.45 €</b>




### Modify spice inlay

Slanted.  
— 26 x 137.5 x 472 mm (H x W x D)

Multifunctional insert (8035020/8035120) order separately.

<b>8035026</b> bright oak	<b>51.26 €</b>
<b>8035126</b> ash-tree black	<b>51.26 €</b>




### Modify insert cross

— 37.5 x 137.5 x 472 mm (H x W x D)

Multifunctional insert (8035020/8035120) order separately.


<b>8035027</b> bright oak	<b>34.20 €</b>
<b>8035127</b> ash-tree black	<b>34.20 €</b>



### Modify compensation strip

For deep drawers.  
— 43 x 8 mm (H x D)

<b>8035038</b> up to 1200 mm cabinet, bright oak	<b>39.92 €</b>
<b>8035138</b> up to 1200 mm cabinet, ash-tree black	<b>39.92 €</b>



### Modify clip

For additional connection of the inserts.  
— 9 x 14 x 40 mm (H x W x D)

<b>8035028</b> aluminium anodised	<b>2.86 €</b>
-----------------------------------	---------------



### Modify anti-slide mat

May be cut to size. Black.

<b>8035039</b> up to 600 mm cabinet, W 530, D 473 mm	<b>10.76 €</b>
<b>8035040</b> up to 1200 mm cabinet, W 1130, D 473 mm	<b>20.00 €</b>



### Modify box

Also in the pull-out, the flexible concept of Modify is consistently implemented. Horizontal sliding boxes in three sizes allow optimum use of the storage space. Due to the different dimensions of the boxes, these can, for example, be stacked to save space. Ergonomically designed handles provide for optimum handling of the boxes. Various divisions made of powder-coated metal round off the accessories range for the boxes.



### Modify box 1

– 110 x 236 x 472 mm (H x W x D)

<b>8035029</b> bright oak	<b>150.42 €</b>
<b>8035129</b> ash-tree black	<b>150.42 €</b>



### Modify box 2

– 110 x 236 x 236 mm (H x W x D)

<b>8035030</b> bright oak	<b>95.80 €</b>
<b>8035130</b> ash-tree black	<b>95.80 €</b>



### Modify U-divider with handle

Metal, powder-coated. Suitable for Box 1 (8035029/8035129) and 2 (8035030/8035130).

– 102 x 99 x 219 mm (H x W x D)

<b>8035035</b> graphite	<b>40.59 €</b>
-------------------------	----------------




**Modify box 3**

— 43 x 236 x 236 mm (H x W x D)

**8035031** bright oak **47.90 €**

**8035131** ash-tree black **47.90 €**



**Modify cross**

Metal, powder-coated. Suitable for Box 3 (8035031/8035131).

— 38 x 223 x 223 mm (H x W x D)

**8035034** graphite **47.90 €**



**Modify box 4**

— 90 x 117.5 x 300 mm (H x W x D)

**8035032** bright oak **66.81 €**

**8035132** ash-tree black **66.81 €**



**Modify anti-slide mat**

May be cut to size. Black.

**8035039** up to 600 mm cabinet, W 530, D 473 mm **10.76 €**

**8035040** up to 1200 mm cabinet, W 1130, D 473 mm **20.00 €**



### Cutlery insert Cuisio

- White and graphite translucent plastic in connection with **aluminium profiles** emanate high quality.
- May be employed for all grid widths from 300 mm and for all drawer makes.
- Individual subdivision options due to flexible dividing strips.
- easy to clean
- The different widths are supplied preassembled.
- height 55 mm
- Can be used for all grid widths from 300 mm and is suitable for the ArciTech frame (Nobilia) by shortening the rear seal to the total width of the insert and thus eliminating the lateral sealing lips.

Simple assembly.

Dividing strips may be flexibly positioned and plugged onto aluminium profiles – finished!



### Cuisio 30

Cutlery insert. For 300 mm drawer width. White translucent with aluminium profile and graphite translucent with stainless-steel coloured profile. Consisting of 1 x 200 mm bowl incl. subdivisions.

- W min./max. 195/220 mm
- D min./max. 463/480 mm

**8034090** white translucent **44.87 €**

**8034215** graphite translucent **44.87 €**



### Cuisio 40

Cutlery insert. For 400 mm drawer width. White translucent with aluminium profile and graphite translucent with stainless-steel coloured profile. Consisting of 1 x 200 mm bowl and 1 x 100 mm bowl incl. subdivisions and profile.

- W min./max. 295/320 mm
- D min./max. 463/480 mm

**8034091** white translucent **64.29 €**

**8034216** graphite translucent **64.29 €**



**Cuisio 45**

Cutlery insert. For 450 mm drawer width. White translucent with aluminium profile and graphite translucent with stainless-steel coloured profile. Consisting of 1 x 200 mm bowl and 1 x 150 mm bowl, incl. subdivisions and profile.

- W min./max. 345/370 mm
- D min./max. 463/480 mm

**8034092** white translucent **67.48 €**

**8034217** graphite translucent **67.48 €**



**Cuisio 50**

Cutlery insert. For 500 mm drawer width. White translucent with aluminium profile and graphite translucent with stainless-steel coloured profile. Consisting of 1 x 200 mm bowl and 2 x 100 mm bowls, incl. subdivisions and profile.

- W min./max. 395/420 mm
- D min./max. 463/480 mm

**8034093** white translucent **85.71 €**

**8034218** graphite translucent **85.71 €**



**Cuisio 60**

Cutlery insert. For 600 mm drawer width. White translucent with aluminium profile and graphite translucent with stainless-steel coloured profile. Consisting of 1 x 600 mm insert, divided into 1 x 200 mm bowl and 2 x 150 mm bowls, incl. subdivisions and profile.

- W min./max. 495/520 mm
- D min./max. 463/480 mm

**8034094** white translucent **93.61 €**

**8034219** graphite translucent **93.61 €**



**Cuisio 80**

Cutlery insert. For 800 mm drawer width. White translucent with aluminium profile and graphite translucent with stainless-steel coloured profile. Consisting of 1 x 600 mm insert and 2 x 100 mm inserts, divided into 1 x 200 mm bowl, 2 x 150 mm bowls and 2 x 100 mm bowls incl. subdivisions and profile.

- W min./max. 695/720 mm
- D min./max. 463/480 mm

**8034095** white translucent **139.50 €**

**8034220** graphite translucent **139.50 €**



**Cuisio 90**

Cutlery insert. For 900 mm drawer width. White translucent with aluminium profile and graphite translucent with stainless-steel coloured profile. Consisting of 1 x 600 mm insert and 2 x 150 mm inserts, divided into 1 x 200 mm bowl and 4 x 150 mm bowls incl. subdivisions and profile.

- W min./max. 795/820 mm
- D min./max. 463/480 mm

**8034096** white translucent **144.03 €**

**8034221** graphite translucent **144.03 €**



**Cuisio 100**

Cutlery insert. For 1000 mm drawer width. White translucent with aluminium profile and graphite translucent with stainless-steel coloured profile. Consisting of 1 x 600 mm insert, 2 x 150 mm inserts and 1 x 100 mm insert, divided into 1 x 200 mm bowl, 4 x 150 mm bowls and 1 x 100 mm bowl incl. subdivisions and profile.

- W min./max. 895/920 mm
- D min./max. 463/480 mm

**8034097** white translucent **176.47 €**


**8034222** graphite translucent **176.47 €**



**Cuisio 120**

Cutlery insert. For 1200 mm drawer width. White translucent with aluminium profile and graphite translucent with stainless-steel coloured profile.  
Consisting of 1 x 600 mm insert and 4 x 150 mm inserts, divided into 1 x 200 mm bowl and 6 x 150 mm bowls incl. subdivisions and aluminium profile.  
– W min./max. 1095/1120 mm  
– D min./max. 463/480 mm

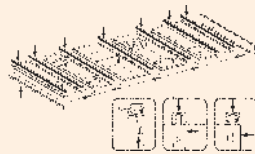
<b>8034098</b> white translucent	<b>179.16 €</b>
<b>8034223</b> graphite translucent	<b>179.16 €</b>



**Cuisio knife insert**

Grey, consisting of two blocks.

<b>8034059</b> for 100 mm bowl	<b>14.03 €</b>
<b>8034060</b> for 150 mm bowl	<b>15.71 €</b>



**Cuisio dividing strips/side end 2**

White translucent.

<b>8034114</b> dividing strips, for 100 mm bowl	<b>2.27 €</b>
<b>8034115</b> dividing strips, for 150 mm bowl	<b>2.77 €</b>
<b>8034116</b> dividing strips, for 200 mm bowl	<b>2.18 €</b>
<b>8034117</b> side end	<b>14.03 €</b>



**Cuisio dividing strips/side end 3**

Graphite translucent.

<b>8034227</b> dividing strips, for 100 mm bowl	<b>2.27 €</b>
<b>8034228</b> dividing strips, for 150 mm bowl	<b>2.77 €</b>
<b>8034229</b> dividing strips, for 200 mm bowl	<b>2.18 €</b>
<b>8034230</b> side end	<b>14.03 €</b>



**Cuisio 60 G**

Cutlery insert with spice insert. For 600 mm drawer width. White translucent with aluminium profile and graphite translucent with stainless-steel coloured profile.  
Consisting of 1 x 200 mm bowl and 1 x 300 mm spice pot insert.  
– W min./max. 495/520 mm  
– D min./max. 463/480 mm

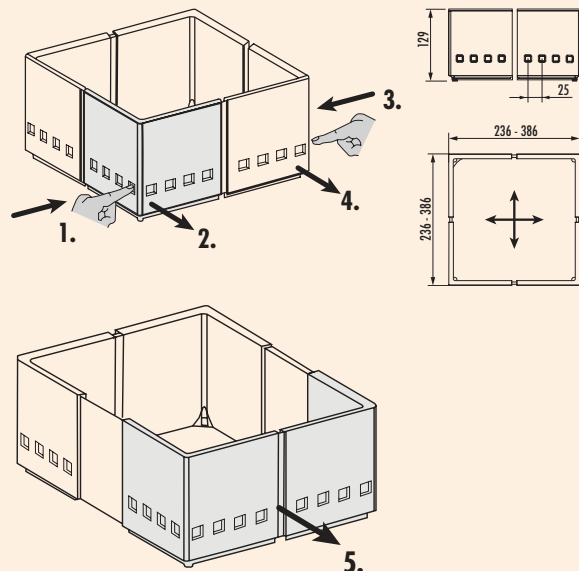
<b>8034101</b> white translucent	<b>96.64 €</b>
<b>8034106</b> graphite translucent	<b>96.64 €</b>



**Cuisio 80 G**

Cutlery insert with spice insert. For 800 mm drawer width. White translucent with aluminium profile and graphite translucent with stainless-steel coloured profile.  
Consisting of 1 x 200 mm bowl, 2 x 100 mm bowls and 1 x 300 mm spice pot insert.  
– W min./max. 695/720 mm  
– D min./max. 463/480 mm

<b>8034102</b> white translucent	<b>142.27 €</b>
<b>8034107</b> graphite translucent	<b>142.27 €</b>



### Tray insert Cuisio Flex

Dividing strip.

- progressively adjustable in two directions
- flexible placement in the pull-out with simultaneous creation of further storage space
- Anti-slide plugs guarantee secure stand on the surface.
- only one item is required for fitting all pull-out widths, because independent of width
- corners colour-painted white and black, central part white and graphite-translucent
- **available in three set variants**

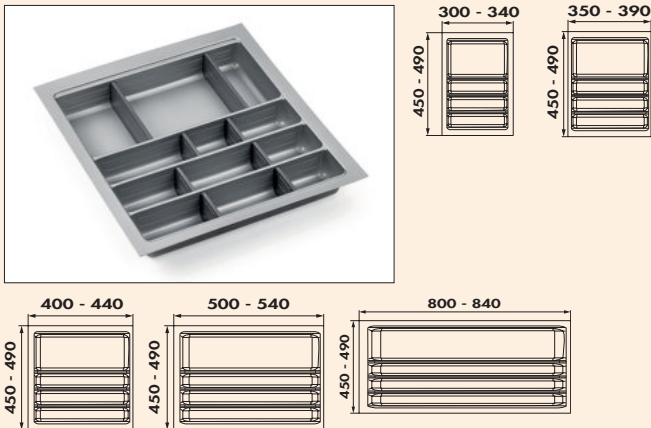
<b>8034064</b>	2-part set white translucent, corners white	<b>114.37 €</b>
<b>8034065</b>	3-part set white translucent, corners white	<b>161.09 €</b>
<b>8034066</b>	4-part set white translucent, corners white	<b>205.21 €</b>
<b>8034224</b>	2-part set graphite translucent, corners black	<b>114.37 €</b>
<b>8034225</b>	3-part set graphite translucent, corners black	<b>161.09 €</b>
<b>8034226</b>	4-part set graphite translucent, corners black	<b>205.21 €</b>



### Ordine

Cutlery insert with lateral subdivision. Due to the flexible insertion of the plastic subdivision strips, different sections may be set up. Simply clip into the lateral guide groove, and slide to the desired position – finished!

Due to the lateral subdivisions, objects, e.g. knives, can no longer bump into the material at each opening.



### Ordine

Cutlery insert.

- stainless-steel coloured
- edge cuttable
- H 60 mm
- min./max. widths and depths see dimension drawings
- dividing strip sets anthracite are included in the scope of delivery

<b>8034210</b> for 400 mm cabinet, 1 dividing strip set	<b>32.69 €</b>
<b>8034211</b> for 450 mm cabinet, 1 dividing strip set	<b>35.04 €</b>
<b>8034212</b> for 500 mm cabinet, 2 dividing strip sets	<b>43.95 €</b>
<b>8034213</b> for 600 mm cabinet, 2 dividing strip sets	<b>51.85 €</b>
<b>8034214</b> for 900 mm cabinet, 3 dividing strip sets	<b>92.44 €</b>



### Ordine dividing strip

Dividing strip set for Ordine cutlery insert.

Consisting of:

- 3 small dividers
- 1 large divider

For further divisions, this set of dividing strips can be reordered.

<b>8034175</b> anthracite	<b>8.49 €</b>
---------------------------	---------------



### Ordine spice pot insert

Made of plastic and clad with stainless-steel foil.

- holes-Ø 58 mm
- 179 x 484 mm (W x D)

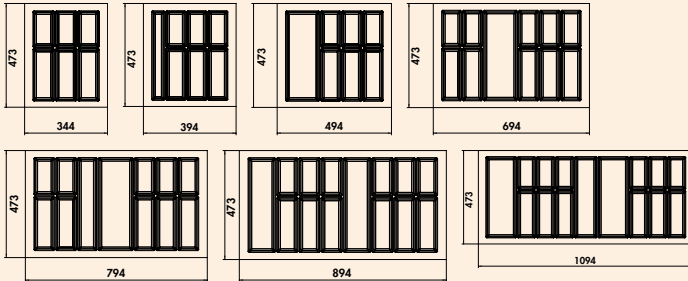
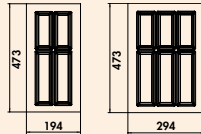
<b>8031178</b> as of 600 mm cabinet, stainless-steel coloured	<b>18.74 €</b>
---	----------------





### Cutlery insert Adesso

The design of this straightforward organizational talent is the perfect choice for today's modern kitchens. The compartment divisions with their continuous lines fit in harmoniously with the design of the rail systems.

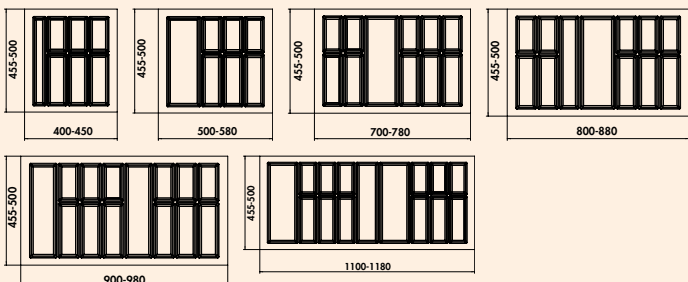


### Adesso 1

Cutlery insert suitable for Hettich ArciTech Zarge (Nobilis, Pronorm, Brigitte Kitchens, express Kitchens).

- colour grey
- widths and depths see dimension drawings
- H 50.5 mm

<b>8034264</b> for 300 mm cabinet	<b>14.71 €</b>
<b>8034265</b> for 400 mm cabinet	<b>15.38 €</b>
<b>8034266</b> for 450 mm cabinet	<b>16.89 €</b>
<b>8034267</b> for 500 mm cabinet	<b>19.16 €</b>
<b>8034268</b> for 600 mm cabinet	<b>24.03 €</b>
<b>8034269</b> for 800 mm cabinet	<b>29.24 €</b>
<b>8034270</b> for 900 mm cabinet	<b>41.68 €</b>
<b>8034271</b> for 1000 mm cabinet	<b>48.49 €</b>
<b>8034272</b> for 1200 mm cabinet	<b>52.94 €</b>

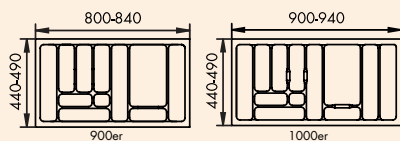
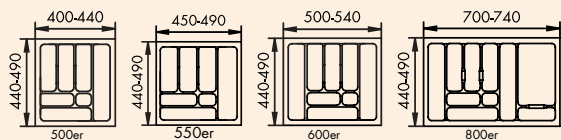
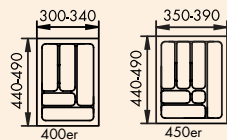


### Adesso 2

Cutlery insert.

- colour black matt
- edge cuttable
- min./max. widths and depths see dimension drawings
- H 50.5 mm

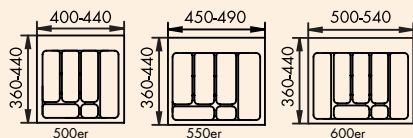
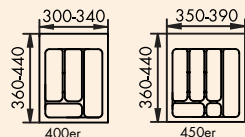
<b>8034274</b> for 400 mm cabinet	<b>16.47 €</b>
<b>8034275</b> for 450 mm cabinet	<b>17.23 €</b>
<b>8034276</b> for 500 mm cabinet	<b>18.49 €</b>
<b>8034277</b> for 600 mm cabinet	<b>21.93 €</b>
<b>8034278</b> for 800 mm cabinet	<b>41.01 €</b>
<b>8034279</b> for 900 mm cabinet	<b>47.39 €</b>
<b>8034280</b> for 1000 mm cabinet	<b>55.71 €</b>
<b>8034281</b> for 1200 mm cabinet	<b>70.00 €</b>



### Cutlery insert 1

- colour grey
- edge cuttable
- min./max. widths and depths see dimension drawings
- H 50 mm

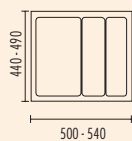
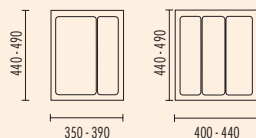
<b>8034125</b> for 400 mm cabinet	<b>15.13 €</b>
<b>8034126</b> for 450 mm cabinet	<b>16.05 €</b>
<b>8034127</b> for 500 mm cabinet	<b>17.39 €</b>
<b>8034128</b> for 550 mm cabinet	<b>19.75 €</b>
<b>8034129</b> for 600 mm cabinet	<b>20.92 €</b>
<b>8034130</b> for 800 mm cabinet	<b>36.22 €</b>
<b>8034131</b> for 900 mm cabinet	<b>42.18 €</b>
<b>8034132</b> for 1000 mm cabinet	<b>50.25 €</b>



### Cutlery insert 2

- colour grey
- edge cuttable
- min./max. widths and depths see dimension drawings
- H 50 mm

<b>8034120</b> for 400 mm cabinet	<b>29.75 €</b>
<b>8034121</b> for 450 mm cabinet	<b>30.00 €</b>
<b>8034122</b> for 500 mm cabinet	<b>31.85 €</b>
<b>8034123</b> for 550 mm cabinet	<b>35.13 €</b>
<b>8034124</b> for 600 mm cabinet	<b>36.39 €</b>

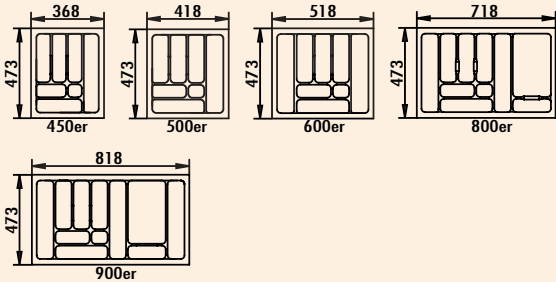
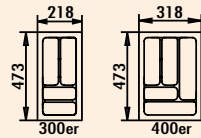


### Multi-purpose insert

Cutlery insert. For accomodating large kitchen appliances.

- colour grey
- edge cuttable
- min./max. widths and depths see dimension drawings
- H 50 mm

<b>8034134</b> for 450 mm cabinet	<b>19.92 €</b>
<b>8034135</b> for 500 mm cabinet	<b>20.67 €</b>
<b>8034136</b> for 600 mm cabinet	<b>22.44 €</b>

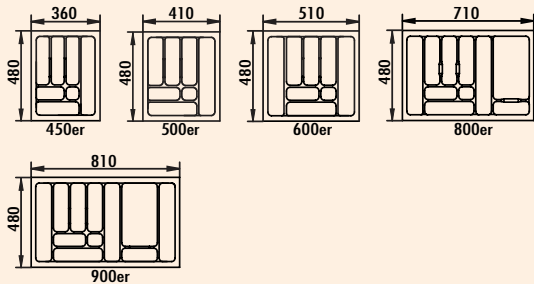
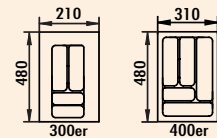


### Cutlery insert 4

Suitable for Blum Tandembox (Alno, Pino, Impuls, Beckermann Kitchens, bauformat, Störmer Kitchens, Schröder Kitchens, ewe Kitchens, rwk Einbauküchen, burger Kitchens).

- colour silver-grey
- H 50 mm

<b>8030008</b> for 300 mm cabinet, W 218, D 473 mm	<b>14.29 €</b>
<b>8030009</b> for 400 mm cabinet, W 318, D 473 mm	<b>14.29 €</b>
<b>8030010</b> for 450 mm cabinet, W 368, D 473 mm	<b>15.55 €</b>
<b>8030011</b> for 500 mm cabinet, W 418, D 473 mm	<b>18.07 €</b>
<b>8030012</b> for 600 mm cabinet, W 518, D 473 mm	<b>21.76 €</b>
<b>8030002</b> for 800 mm cabinet, W 718, D 473 mm	<b>37.65 €</b>
<b>8030007</b> for 900 mm cabinet, W 818, D 473 mm	<b>45.46 €</b>

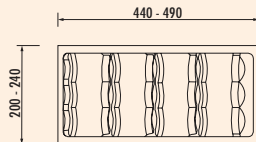


### Cutlery insert 5

Suitable for Grass Nova Pro (Leicht, Häcker, Zeyko, rotpunkt, Ballerina Kitchens, Sachsen Kitchens).

- colour silver-grey
- H 50 mm

<b>8034255</b> for 300 mm cabinet, W 210, D 480 mm	<b>14.29 €</b>
<b>8034256</b> for 400 mm cabinet, W 310, D 480 mm	<b>14.29 €</b>
<b>8034257</b> for 450 mm cabinet, W 360, D 480 mm	<b>15.55 €</b>
<b>8034258</b> for 500 mm cabinet, W 410, D 480 mm	<b>18.07 €</b>
<b>8034259</b> for 600 mm cabinet, W 510, D 480 mm	<b>21.76 €</b>
<b>8034260</b> for 800 mm cabinet, W 710, D 480 mm	<b>37.65 €</b>
<b>8034261</b> for 900 mm cabinet, W 810, D 480 mm	<b>45.46 €</b>




### Spice pot insert

For 300 mm drawers. For spice pots in 12-part set; small or large pots may be used. Pots are inserted aslant.

- colour silver-grey
- edge may be shortened
- H 50 mm

<b>8034069</b> W 240, D 490 mm	<b>27.31 €</b>
--------------------------------	----------------



### Water protection mat Protect

- Maximum safety: Protect is a closed system which provides maximum safety in case the siphon or containers leak, and thus protects the sink body against serious damage (swelling).
- Best cleaning properties: Protect is designed so that the system can be removed from the sink body at any time for cleaning or replacement.
- Best solution for the environment: Protect is made of recyclable polystyrene.

<b>8034232</b> for 500 mm cabinet, W 462, D 580 mm	<b>21.68 €</b>
<b>8034233</b> for 600 mm cabinet, W 562, D 580 mm	<b>23.28 €</b>



### Anti-slide mat 1

For pull-outs and carousel plates, colour: grey. Due to the great stability, crockery and pots no longer slide. Made of high-quality synthetic rubber with rhombus pattern surface, may be easily taken out for cleaning.

<b>8034014</b> for 500 mm cabinet, W 450, D 500 mm	<b>9.83 €</b>
<b>8034015</b> for 600 mm cabinet, W 550, D 500 mm	<b>11.18 €</b>
<b>8034016</b> for 800 mm cabinet, W 750, D 500 mm	<b>17.65 €</b>
<b>8034017</b> for 900 mm cabinet, W 850, D 500 mm	<b>20.25 €</b>



<b>8034019</b> rolled good, grey, W 500 mm, 5 RM	<b>106.39 €</b>
--	-----------------



### Anti-slide mat 2

For pull-outs.

- can be cut to size
- may be easily taken out for cleaning

<b>8012352</b> up to 600 mm cabinets, W 500, D 480 mm, light grey	<b>11.93 €</b>
<b>8012353</b> up to 1200 mm cabinets, W 1100, D 480 mm, light grey	<b>23.70 €</b>

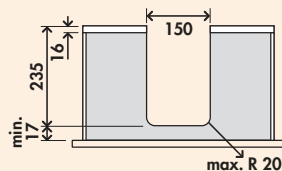
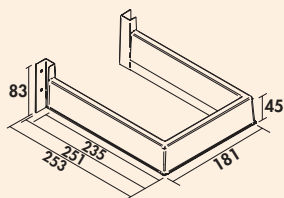
<b>8013352</b> up to 600 mm cabinets, W 500, D 480 mm, black	<b>11.93 €</b>
<b>8013353</b> up to 1200 mm cabinets, W 1100, D 480 mm, black	<b>23.70 €</b>





### Passo siphon protection

With freely plannable washing stand cabinet bases, the siphon protection enables free use of the space under the washing stand as storage space. For this, the siphon protection optimally covers the necessary cut-out and provides optional storage space for accessories.

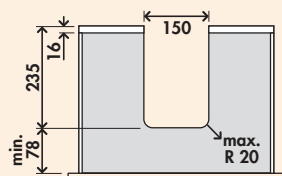
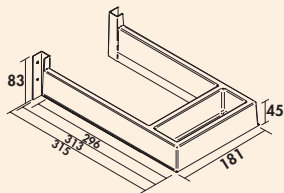


### Passo siphon protection 1

Covers the siphon cut-out, plastic.  
— 45 x 181 x 253 mm (H x W x D)

8032201 orion grey

8.32 €



### Passo siphon protection 2

Covers the siphon cut-out, incl. storage tray, plastic.  
— 45 x 181 x 313 mm (H x W x D)

8032203 orion grey

10.34 €

Cabinet  
equipment

# STOREX®

## Pullouts for base units

Exploited to the full

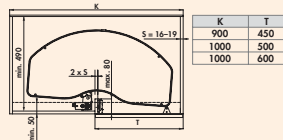


■ Cornerstone Swing	Page 506–507
■ Cornerstone Maxx	Page 508–509
■ VS COR Fold	Page 510–511
■ VS COR Wheel Pro	Page 512
■ VS SUB Slim	Page 513–514
■ VS SUB Side	Page 515
■ Internal pull-outs	Page 516
■ SpaceFlexx Set	Page 516
■ Swivel mechanics	Page 517
■ TopFlex pull-out table	Page 518
■ Laundry pull-outs	Page 519–521



### Cornerstone Swing

Cornerstone Swing moves the contents in front of the cabinet, thus opening up new perspectives. The trays are positioned well in front of the cabinet body, providing optimum accessibility. The trays can be mounted at different heights, and the lower shelf swings out automatically when the door is opened.



### Cornerstone Swing fitting set

Corner cupboard swivel fitting for accommodating shelves.

- for 900 mm cabinet width and 450 mm door width
- for 1000 mm cabinet width and 500 or 600 mm door width
- installation depth min. 490 mm
- telescopic up to 40 mm
- swivels out to the right or left
- swivel technology that slides straight out, no obstruction of the adjacent cabinet

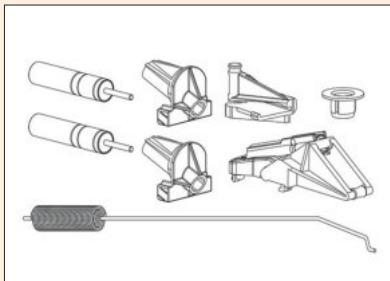
#### Set consisting of:

- standpipe
- 2 x swivel arm
- pipe fixture above
- 2 x mount for shelf

#### Please note:

**Shelves need to be ordered separately!**

<b>8037171</b> installation height 610–650 mm, silver	<b>277.31 €</b>
<b>8037172</b> installation height 651–690 mm, silver	<b>279.83 €</b>
<b>8037173</b> installation height 691–730 mm, silver	<b>281.51 €</b>
<b>8037174</b> installation height 731–770 mm, silver	<b>283.19 €</b>

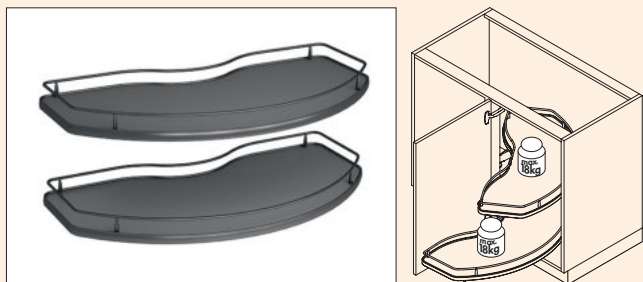


### Cornerstone Swing soft-closing set

The top shelf closes automatically and silently thanks to a self-closing mechanism with damping.

<b>8037175</b> grey	<b>35.29 €</b>
---------------------	----------------





### Cornerstone Swing shelf

Storage elements for corner cupboard swivel fitting Cornerstone Swing.

- symmetrical shelf for mounting on the right and left
- for 900 mm cabinet width and 450 mm door width
- for 1000 mm cabinet width and 500 or 600 mm door width
- installation depth min. 490 mm
- door opening angle 90° so that shelves can slide out fully
- shelf variant 2/4
- load capacity max. 18 kg per shelf
- simple height adjustment of the shelves
- shelves that slide straight out: no obstruction of the adjacent cabinet
- shelves can be swivelled in and out independently of each other
- rail silver, shelf grey, thickness 16 mm
- rail anthracite, shelf anthracite, thickness 16 mm

**Set consisting of:**

- 2 x 2/4 shelf

**Please note:**

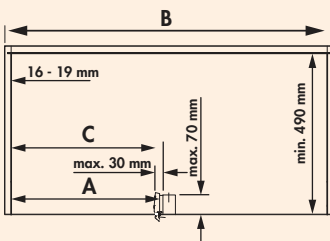
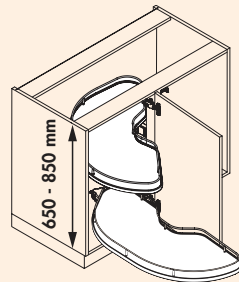

**Cornerstone Swing corner cupboard swivel fitting needs to be ordered separately!**

<b>8037176</b>	900 mm cabinet, 450 mm door, silver	<b>172.27 €</b>
<b>8037177</b>	900 mm cabinet, 450 mm door, anthracite	<b>172.27 €</b>
<b>8037178</b>	1000 mm cabinet, 500 mm door, silver	<b>180.67 €</b>
<b>8037179</b>	1000 mm cabinet, 500 mm door, anthracite	<b>180.67 €</b>
<b>8037180</b>	1000 mm cabinet, 600 mm door, silver	<b>193.28 €</b>
<b>8037181</b>	1000 mm cabinet, 600 mm door, anthracite	<b>193.28 €</b>



### Cornerstone Maxx

The Cornerstone Maxx convinces with shelves that slide straight out and a floating design with sturdy shelf areas. It enables direct access to the complete shelf content – without obstructing access to the adjoining cabinet.



A	B (min.)	C
450	900	min. 411
500	1000	min. 461
600	1000	min. 561

### Cornerstone Maxx fitting set

Corner cupboard swivel fitting for accommodating shelves.

- for 900 mm cabinet width and 450 mm door width
- for 1000 mm cabinet width and 500 or 600 mm door width
- installation height 650–850 mm
- installation depth min. 490 mm
- telescopic
- swivels out to the right or left
- swivel technology that slides straight out, no obstruction of the adjacent cabinet

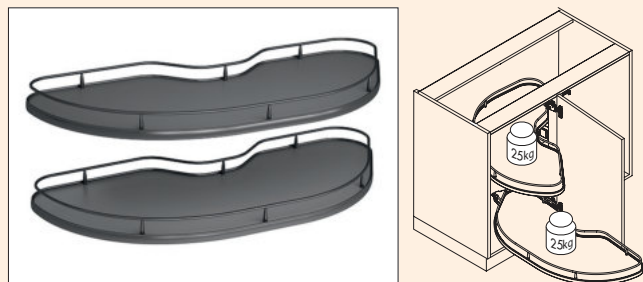
#### Set consisting of:

- standpipe
- 2 x swivel arm
- pipe fixture above

#### Please note:

**Shelves need to be ordered separately!**

8037098 silver	436.55 €
8037130 anthracite	436.55 €



### Cornerstone Maxx shelf

Storage elements for corner cupboard swivel fitting Cornerstone Maxx.

- right and left variants
- for 900 mm cabinet width and 450 mm door width
- for 1000 mm cabinet width and 500 or 600 mm door width
- installation depth min. 490 mm
- door opening angle 85° so that shelves can slide out fully
- shelf variant 2/4
- load capacity max. 25 kg per shelf
- simple height adjustment of the shelves
- shelves that slide straight out: no obstruction of the adjacent cabinet
- shelves can be swivelled in and out independently of each other
- rail silver, shelf grey, thickness 16 mm
- rail anthracite, shelf anthracite, thickness 16 mm
- **door end stop right = left shelf**
- **door end stop left = right shelf**

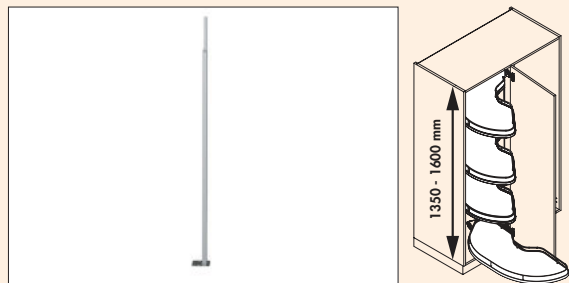
**Set consisting of:**

- 2 x 2/4 shelf

**Please note:**

**Cornerstone Maxx corner cupboard swivel fitting needs to be ordered separately!**

<b>8037101</b>	900 mm cabinet, 450 mm door, right, silver	<b>206.64 €</b>
<b>8037131</b>	900 mm cabinet, 450 mm door, right, anthracite	<b>206.64 €</b>
<b>8037100</b>	900 mm cabinet, 450 mm door, left, silver	<b>206.64 €</b>
<b>8037132</b>	900 mm cabinet, 450 mm door, left, anthracite	<b>206.64 €</b>
<b>8037103</b>	1000 mm cabinet, 500 mm door, right, silver	<b>220.08 €</b>
<b>8037133</b>	1000 mm cabinet, 500 mm door, right, anthracite	<b>220.08 €</b>
<b>8037102</b>	1000 mm cabinet, 500 mm door, left, silver	<b>220.08 €</b>
<b>8037134</b>	1000 mm cabinet, 500 mm door, left, anthracite	<b>220.08 €</b>
<b>8037105</b>	1000 mm cabinet, 600 mm door, right, silver	<b>229.08 €</b>
<b>8037135</b>	1000 mm cabinet, 600 mm door, right, anthracite	<b>229.08 €</b>
<b>8037104</b>	1000 mm cabinet, 600 mm door, left, silver	<b>229.08 €</b>
<b>8037170</b>	1000 mm cabinet, 600 mm door, left, anthracite	<b>229.08 €</b>



### Cornerstone Maxx standpipe

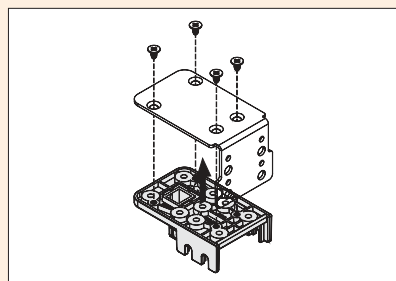
System component for height extension for corner cupboard swivel fitting Cornerstone Maxx.

- for attaching up to four swivel arms
- for 900 mm cabinet width and 450 mm door width
- for 1000 mm cabinet width and 500 or 600 mm door width
- installation height 1350–1600 mm, installation depth min. 490 mm

**Please note:**

**Corner cupboard swivel fitting and shelves need to be ordered separately!**

<b>8037099</b>	zinc	<b>56.39 €</b>
----------------	------	----------------



### Cornerstone Maxx blind attachment

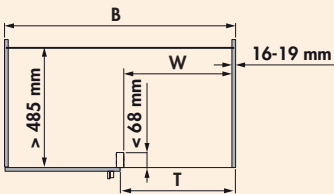
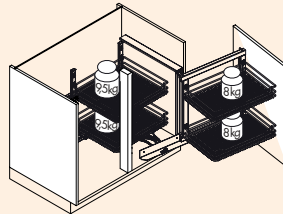
System component for attachment of the corner cupboard swivel fittings using a blind front instead of a central post.

<b>8037128</b>	silver	<b>22.10 €</b>
----------------	--------	----------------



### VS COR Fold

The VS COR Fold makes optimum use of the storage space in the corner cupboard. When opened, the front baskets swivel out freely and enable access to the rear baskets, which automatically move forward into the front part of the cupboard. The integrated damping with self-closing ensures silent closing.



	K800	K900
B	min. 800	min. 900
T	min. 400	min. 450
W	≥361	≥411

### VS COR Fold frame

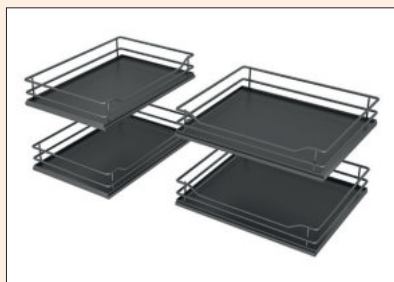
Corner cupboard swivel fitting for 800 mm and 900 mm cabinet widths.

- for 800 mm cabinet width and 400 mm door width
- for 900 mm cabinet width and 450 mm door width
- installation depth min. 485 mm
- installation height min. 530 mm
- swivels out to the right or left
- full pull-out with damping
- tool-free mounting of the front on the drawer
- 3D front adjustment
- load capacity of the system: max. 35 kg
- **frame right = swivels out to the right**
- **frame left = swivels out to the left**

**Please note:**

**Baskets need to be ordered separately!**

<b>8037073</b>	800 mm cabinet, 400 mm door, right, silver	<b>406.97 €</b>
<b>8037074</b>	800 mm cabinet, 400 mm door, left, silver	<b>406.97 €</b>
<b>8037136</b>	800 mm cabinet, 400 mm door, right, anthracite	<b>406.97 €</b>
<b>8037137</b>	800 mm cabinet, 400 mm door, left, anthracite	<b>406.97 €</b>
<b>8037075</b>	900 mm cabinet, 450 mm door, right, silver	<b>415.04 €</b>
<b>8037076</b>	900 mm cabinet, 450 mm door, left, silver	<b>415.04 €</b>
<b>8037138</b>	900 mm cabinet, 450 mm door, right, anthracite	<b>415.04 €</b>
<b>8037139</b>	900 mm cabinet, 450 mm door, left, anthracite	<b>415.04 €</b>



### VS COR Fold Premea basket set

Storage elements for VS COR Fold frame.

- for 800 mm and 900 mm cabinet widths
- dimensions front baskets 84 x 450 x 230/305 mm (H x W x D)
- dimensions back baskets 84 x 330/430 x 370 mm (H x W x D)
- load capacity front baskets max. 8 kg per basket
- load capacity back baskets max. 9.5 kg per basket
- rail silver, shelf grey, thickness 8 mm
- rail anthracite, shelf anthracite, thickness 8 mm

**Set consisting of:**

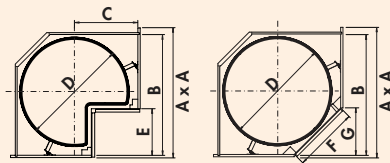
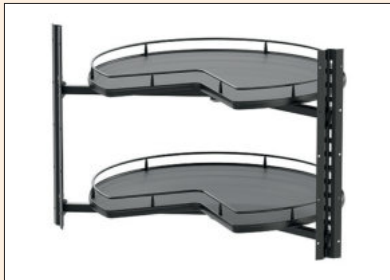
- 2 front baskets
- 2 back baskets

<b>8037077</b>	800 mm cabinet, silver	<b>323.36 €</b>
<b>8037140</b>	800 mm cabinet, anthracite	<b>323.36 €</b>
<b>8037078</b>	900 mm cabinet, silver	<b>340.50 €</b>
<b>8037141</b>	900 mm cabinet, anthracite	<b>340.50 €</b>



### VS COR Wheel Pro

The corner cupboard solution VS COR Wheel Pro is characterised by its unique design. The otherwise standard, space-consuming standpipe is now superfluous. This creates up to 20 percent more storage space in the centre of the shelf.



A x A mm	B mm	C mm	D mm	E mm	F mm	G mm
900 x 900	> 835	440	760	< 335	< 455	< 321

### VS COR Wheel Pro

Corner cupboard swivel fitting for optimum space utilisation.

- for 900 x 900 mm cabinet widths
- installation height 620 mm
- body side depth min. 490 mm
- shelf variants 3/4 or 4/4
- load capacity max. 27.5 kg per shelf
- invisible mechanics
- individual height adjustment of the shelves
- tool-free installation of the shelves on the support arms
- rail silver, shelf grey, thickness 16 mm
- rail anthracite, shelf anthracite, thickness 16 mm

**8037114** 900 x 900 mm cabinet, 3/4, 2 pc., silver **494.03 €**

**8037142** 900 x 900 mm cabinet, 3/4, 2 pc., anthracite **494.03 €**

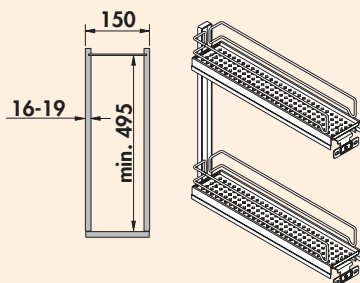
**8037122** 900 x 900 mm cabinet, 4/4, 2 pc., silver **475.21 €**

**8037143** 900 x 900 mm cabinet, 4/4, 2 pc., anthracite **475.21 €**



### VS SUB Slim

The VS SUB Slim tiered pull-out makes optimum use of the niches in the kitchen. As a shelf, towel holder or baking tray holder, it makes use of even the smallest gaps.

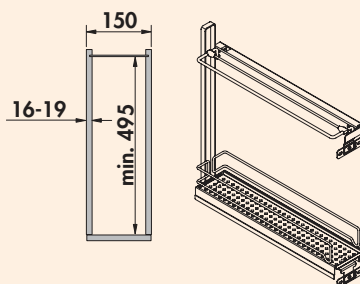


### VS SUB Slim shelf

Tiered pull-out incl. two storage elements and complete pull-out runner.

- cabinet width 150 mm
- installation depth min. 495 mm
- installation height min. 530 mm
- end stop only right
- 2 storage elements
- load capacity max. 6 kg per storage element
- integrated damping and self-closing in both runners
- rail silver or anthracite
- 3D front adjustment

<b>8037001</b> silver	<b>149.16 €</b>
<b>8037144</b> anthracite	<b>149.16 €</b>

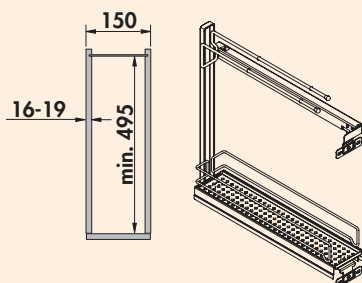


### VS SUB Slim baking tray holder

Tiered pull-out with baking tray holder and storage element, incl. complete pull-out runner.

- cabinet width 150 mm
- installation depth min. 495 mm
- installation height min. 530 mm
- end stop only right
- 1 baking tray holder and 1 storage element
- load capacity max. 6 kg per storage element
- integrated damping and self-closing in both runners
- rail silver or anthracite
- 3D front adjustment

<b>8037002</b> silver	<b>165.29 €</b>
<b>8037145</b> anthracite	<b>165.29 €</b>



### VS SUB Slim towel holder

Tiered pull-out with towel holder and storage element, incl. complete pull-out runner.

- cabinet width 150 mm
- installation depth min. 495 mm
- installation height min. 530 mm
- end stop only right
- 2-fold towel holder and 1 storage element
- load capacity max. 6 kg per storage element
- integrated damping and self-closing in both runners
- rail silver or chrome
- 3D front adjustment

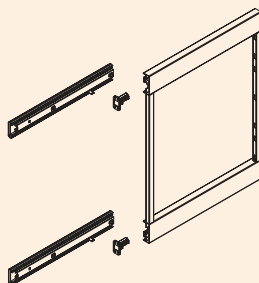
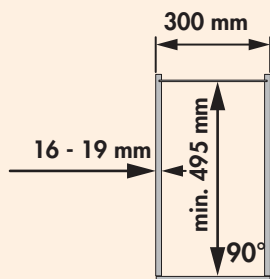
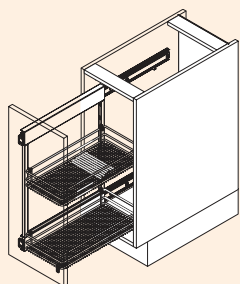
<b>8037003</b> silver	<b>158.99 €</b>
<b>8037146</b> anthracite	<b>158.99 €</b>





### VS SUB Side

The VS SUB Side pull-out allows you to make maximum use of the storage space in a 300 mm wide cabinet.



### VS SUB Side frame

Pull-out drawer incl. runners.

- cabinet width 300 mm
- installation depth min. 495 mm
- installation height min. 619 mm
- end stop left or right
- 2 runners
- integrated damping and self-closing in both runners
- load capacity of the system max. 20 kg
- individual height adjustment of the baskets
- 3D front adjustment
- tool-free mounting of the front on the drawer

**Please note:**

**Baskets need to be ordered separately!**

<b>8037007</b> H 619 mm, for 2 baskets, silver	<b>149.16 €</b>
<b>8037147</b> H 619 mm, for 2 baskets, anthracite	<b>149.16 €</b>



### VS SUB/TAL Side Premea basket set

Storage elements for VS SUB/TAL Side frame.

- basket dimensions 84 x 220 x 470 mm (H x W x D)
- suitable for cabinet width 300 mm
- set consisting of two baskets
- rail silver, shelf grey, thickness 8 mm
- rail anthracite, shelf anthracite, thickness 8 mm

<b>8037010</b> silver	<b>118.57 €</b>
<b>8037148</b> anthracite	<b>118.57 €</b>



### Internal pull-out Classic

Pull-out basket. With integrated damping and self-closing (Grass Nova pro runner).

Suitable for wall thickness 16/18/19 mm.

- installation depth min. 500 mm
- installation height 120 mm incl. runner
- spacer strip for mounting behind the door
- load-bearing capacity max. 20 kg

<b>8031180</b>	450 mm cabinet, chrome-plated	<b>136.55 €</b>
<b>8031181</b>	500 mm cabinet, chrome-plated	<b>141.01 €</b>
<b>8031182</b>	600 mm cabinet, chrome-plated	<b>146.39 €</b>

<b>8031183</b>	450 mm cabinet, anthracite	<b>131.18 €</b>
<b>8031184</b>	500 mm cabinet, anthracite	<b>136.55 €</b>
<b>8031185</b>	600 mm cabinet, anthracite	<b>141.01 €</b>



### SpaceFlexx set

The flexible organising system SpaceFlexx solves the chaos of disorderly storage jars in drawers. It convinces with its optimal use of storage space and perfect adaptation to the contents and drawer.

The flexible division nesttex®, straps made of a special high-tech textile, adapts perfectly to the geometry of the jars. The belt straps are machine washable, German engineering und made in Germany.



### SpaceFlexx set

Organising system. Suitable for all drawers from a width of 600 mm.

**Set consisting of:**

- 1 frame
- 5 flexible divisions nesttex®
- dimensions 130 x 472/520 x 472 mm (H x W x D)
- **width adjustment with 472 or 520 mm, for optimum adjustment to the drawer**

<b>8031078</b>	anthracite	<b>136.81 €</b>
----------------	------------	-----------------



### Swivel mechanics 1

Suitable for any cabinet width, for electric slicer from 450 mm cabinet width. Swings larger appliances stored in the base unit, for instance electric slicers parallel-horizontally to the level of the worktop, by employing two springs.

- load bearing capacity 8 kg
- useable height 310 mm
- swivelling depth 505 mm

1111036 white	152.94 €
---------------	----------

#### Spare parts

1110003 Spring for swivel mechanism, L ca. 165 mm	9.33 €
---	--------



### Swivel mechanics 2

Infinitely variable adjustment from 410–570 mm cab. width.

Swings larger appliances stored in the base unit, for instance electric slicers, parallel-horizontally to the level of the worktop, by employing four springs.

- load bearing capacity 10 kg
- useable height 240 mm
- swivelling depth 505 mm

1111037 white	185.46 €
---------------	----------


#### Spare parts

1110003 Spring for swivel mechanism, L ca. 165 mm	9.33 €
---	--------



### TopFlex pull-out table

Hidden invisibly and compactly behind a drawer front plate, the pull-out table is activated only when needed.



### TopFlex pull-out table fitting

Freely suspended and without table top.  
 – with lowerable front  
 – extendable up to 810 mm  
 – independent of width from 450–900 mm  
 – body depth min. 500 mm  
 – load bearing capacity max. 30 kg

1111033 silver

266.39 €



### TopFlex pull-out table

Preassembled with white melamine resin coated table top.  
 – with lowerable front  
 – 16 x 546 x 422 mm (H x W x D)  
 – load bearing capacity max. 30 kg

Not suitable for kitchens without handles.

1111034 for 600 mm cabinet, white

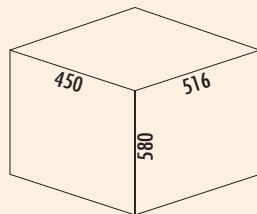
351.01 €



### Cox® Wash laundry container pull-outs

Cox® Wash is the clean solution for dirty washing. Because with our laundry system, dirty washing can be neatly sorted, stored and transported. Completely invisibly. The hidden chute fits perfectly into any housekeeping area. Technically and visually, the Cox® Wash is based on our tried-and-tested waste separation systems from the Cox-Clan® range. This gives recycling and laundry a uniform look. The new laundry containers in a unique variety of models have rounded openings for optimum air circulation and thus help to protect the laundry.

- soft retraction and damping
- "quick & easy" mounting frame for different body thicknesses (16/19 mm)
- "nova Pro" guide rail 510 mm deep
- available for 45, 50 and 60 cm base units
- handles light grey
- installation depth 516 mm
- installation height 580 mm

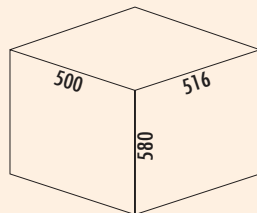
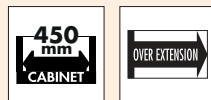


### Cox® Wash laundry container pull-out 580/450-2

- Laundry container pull-out.
- frame white/guide silver
  - technology: over extension
  - mounting: cabinet side panel and front panel
  - container volume 70 (2 x 35) litres
  - **with soft retraction and damping**
  - installation depth 516 mm

8031194 white

414.29 €





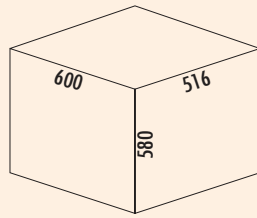
### Cox® Wash laundry container pull-out 580/500-2

- Laundry container pull-out.
- frame white/guide silver
  - technology: over extension
  - mounting: cabinet side panel and front panel
  - container volume 70 (2 x 35) litres
  - **with soft retraction and damping**
  - installation depth 516 mm

8031195 white

414.29 €



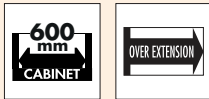
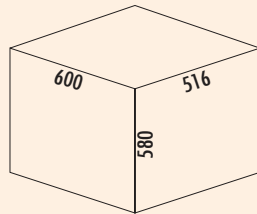


### Cox® Wash laundry container pull-out 580/600-2

- Laundry container pull-out.
- frame white/guide silver
  - technology: over extension
  - mounting: cabinet side panel and front panel
  - container volume 88 (2 x 44) litres
  - **with soft retraction and damping**
  - installation depth 516 mm

8031196 white

466.39 €

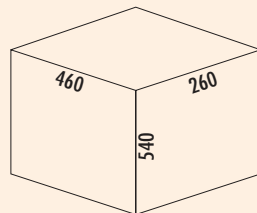


### Cox® Wash laundry container pull-out 580/600-3

- Laundry container pull-out.
- frame white/guide silver
  - technology: over extension
  - mounting: cabinet side panel and front panel
  - container volume 91 (2 x 35/1 x 21) litres
  - **with soft retraction and damping**
  - installation depth 516 mm

8031197 white

466.39 €



### Laundry pull-out 30

- Laundry pull-out.
- guide silver
  - technology full pull-out
  - installation cupboard bottom
  - container volumes 40 (1 x 40) liters
  - installation depth 460 mm

**When installing in 30-gauge cupboard pay attention to the hinge position.**

8031111 white

161.68 €



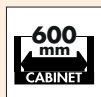
### Tidy laundry container pull-out 500

2-fold.

- for 500 mm cabinet width
- container volume 2 x 33 l
- metal parts sheet steel white, plastic parts white/light blue
- 545 x 462–468 x 528 mm (H x W x D)
- side wall mounting 16–19 mm
- **with covered, damped self-closing mechanism including synchronised over-extension**

8035211 white/light blue

397.98 €



### Tidy laundry container pull-out S 600

2-fold.

- for 600 mm cabinet width
- container volume 2 x 33 l
- metal parts sheet steel white
- plastic parts white/light blue
- 545 x 562–568 x 448 mm (H x W x D)
- side wall mounting 16–19 mm
- sytem depth only 448 mm
- **with covered, damped self-closing mechanism including synchronised over-extension**

8035213 white/light blue

456.39 €

Cabinet  
equipment



# STOREX®

## Holders and hooks

Most welcome



■ Cox Work®	Page 524–526
Cleaning Agent	Page 527
Vario organising system	Page 527
Cleaning agent pull-outs	Page 528
Spacer strip	Page 528
Towel holder	Page 528–529
Ventilation grids	Page 530
Hook strip	Page 530
Cleaning agent basket	Page 530

# STOREX® Cox Work® container system

All your utensils  
at your fingertips

The many useful little things of everyday life also need a place where they are always to hand. Cox Work® was developed as a practical kitchen aid and will quickly gain a fixed place as a well-designed supplementary tool in the Cox® container programme.

Aesthetic and constructive "stand-alone qualities" and an intelligent division system extend the range of applications far beyond the kitchen and household. In the office, in the workshop, in the garden and in many other hobby areas, Cox Work® saves unnecessary time spent searching for the right utensil.

- Cox Work® includes the following system parts (scope varies per set): box, small part box, 2 U-dividers and 2 V-dividers
- Cox Work® can be fittingly inserted into the 13, 16, 22 and 28 litre containers of the Cox®-container system with the system dimension 230 x 382 mm (W x D)
- Cox Work® is available in the colours light grey and anthracite
- material: ABS plastic
- dimensions 161.5 x 361 x 209 mm (H x W x D)



## Applications

- toolbox insert for the Cox® container system
- office utensils box
- toolbox
- hobby box
- garden helper box
- BBQ cleaner box
- bottle box



reddot award 2019  
winner



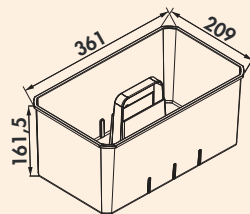
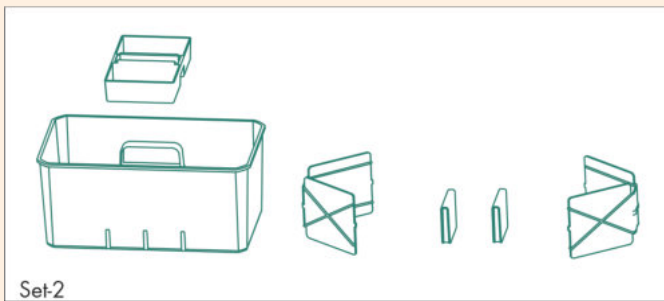
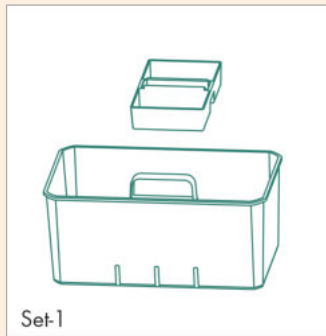


### Cox Work®

Functional and well-organised storage space is becoming increasingly important, not only at the kitchen workplace. The well-designed Cox Work® utensil box is a practical organisation aid and can be intelligently used as a free-standing element or behind front pull-outs in Cox® systems for the orderly placement of various work materials and accessories.

Cox Work® is offered in three different versions:

- Version 1 includes Cox Work® Box in the desired colour.
- Version 2 includes a small parts box, in addition to the Cox Work® Box, which is elegantly fitted via the integrated handle and provides space for many little things.
- Version 3 also includes two V- and U-shaped dividers. These subdivide Cox Work® and create clearly structured storage space.




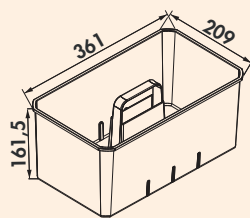
### Cox Work® Concrete

Utensil box. For storage of, e.g. brushes, cleaners, tabs and cloths.

- mobile utensil box, light grey
- various applications
- can be integrated into all Cox® container systems with Cox® system dimensions 230 x 382 mm

<b>8012530</b> Cox Work® Box	<b>57.06 €</b>
<b>8012531</b> set 1, incl. small parts box	<b>71.60 €</b>
<b>8012532</b> set 2, incl. small parts box, 2 x U-divider/V-divider	<b>118.57 €</b>
<b>Optional accessories</b>	
<b>8012533</b> small parts box Concrete/Carbon	<b>16.64 €</b>
<b>8012534</b> U-divider Concrete/Carbon	<b>5.21 €</b>
<b>8012535</b> V-divider Concrete/Carbon	<b>21.85 €</b>





### Cox Work® Carbon

Utensil box. For storage of, e.g. brushes, cleaners, tabs and cloths.

- mobile utensil box, anthracite
- various applications
- can be integrated into all Cox® container systems with Cox® system dimensions 230 x 382 mm

<b>8012540</b> Cox Work® Box	<b>57.06 €</b>
<b>8012541</b> set 1, incl. small parts box	<b>71.60 €</b>
<b>8012542</b> set 2, incl. small parts box, 2 x U-divider/V-divider	<b>118.57 €</b>

#### Optional accessories

<b>8012533</b> small parts box Concrete/Carbon	<b>16.64 €</b>
<b>8012534</b> U-divider Concrete/Carbon	<b>5.21 €</b>
<b>8012535</b> V-divider Concrete/Carbon	<b>21.85 €</b>



### Cleaning Agent

**Absolutely practical**, very solid and extremely compact in design. In the smallest of spaces, Cleaning Agent offers many practical details and plenty of space to carry everything you need for cleaning. Sponges, brushes and other tools are always at hand on the top tray.

It can be pulled out with one finger – thanks to the Softstopp it closes gently and quietly.

Especially handy: the cleaning agent basket with ergonomic handle. All plastic bowls can be removed and cleaned in the dishwasher – so that the Cleaning Agent is always clean.



### Cleaning Agent

Cleaning agent pull-out. With ergonomic carrying handle.

Consisting of:

- 1 system support
- 1 insertable basket with carrying handle
- 2 large and 1 small container
- 6 separating hoops
- 480 x 298 x 480 mm (H x W x D)

8031103 grey

148.49 €



### Vario organising system

The consistent elliptic design of the anodised aluminium profiles in connection with the square, perforated base plate and the high-quality, stable plastic elements gives the organising system Vario its exclusive character.

Vario may be installed on the right or left in the floor cabinet.



### Vario organizing system 3909

Pull-out for installation on the side wall, 3-part, with one large and two narrow trays.

- 481 x 158 x 483 mm (H x W x D)

8035010 aluminium

232.69 €



### Cleaning agent pull-out model 1

Two levels, complete with pull-out guide.  
Enables better use of the storage space below the sink.  
— 420 x 190 (205 mm incl. guide) x 425 mm (H x W x D)

For each pull-out, 2 spacer strips are required for bridging the door hinges. Order separately if needed.

8031023 chrome 145.80 €




### Cleaning agent pull-out model 3

Pull-out basket. For clear placing of cleaning and dishwashing agents.  
— 400 x 117 (140 mm incl. guide) x 470 mm (H x W x D)

For each pull-out, 2 spacer strips are required for bridging the door hinges. Order separately if needed.

8031042 chrome 140.42 €



### Spacer strip

Plastic, for ball guide, to bridge the door hinges.  
2 spacer strips are needed per pull-out.

8031041 width 25 mm 13.95 €



### Towel holder Secco AluLine

Two or three armed version available.  
Universal installation, installation from a width of 150 mm, extendable.  
— length 457 mm

8032015 2-armed, W 122 mm, aluminium/graphite-grey 50.76 €

8032016 3-armed, W 184 mm, aluminium/graphite-grey 57.48 €



### Towel holder Secco S

One-armed version.  
Installation for all front pull-outs, adjustable to fit all cabinet situations. The towel disappears aesthetically and discretely into the pull-out cabinet when not in use.  
— length 457 mm  
— height 200 mm

8032017 1-armed, lightgrey 29.83 €



### Towel holder De Luxe S

Two or three armed version available. Universal installation on the side wall or underneath, 495 mm long, extendable.

Cover not included in scope of delivery, please order separately.

8031048 2-armed, W 102 mm, chrome 64.03 €

8031049 3-armed, W 145 mm, chrome 69.08 €

### Optional accessories

8031009 Cover for towel holder 7.90 €



### Towel holder De Luxe 1

Two or three armed version available. Aluminium version.  
Universal installation on the side wall or underneath, L 465 mm, extendable.

<b>8032005</b> 2-armed, W 95 mm, silver	<b>52.02 €</b>
<b>8032008</b> 3-armed, W 143 mm, silver	<b>65.97 €</b>



### Towel holder De Luxe 2

Two or three armed version available. Universal installation on the side wall or underneath, L 410 mm, extendable.

Cover not included in scope of delivery, please order separately.

<b>8032014</b> 2-armed, anthracite	<b>70.08 €</b>
<b>8032018</b> 3-armed, anthracite	<b>73.70 €</b>

#### Optional accessories

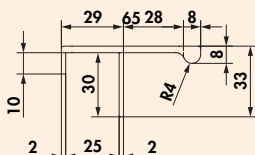
<b>8032019</b> Cover for De Luxe 2 towel rail	<b>8.32 €</b>
---	---------------



### Towel holder for bathrooms with cover

One or two armed version available.  
For installation on the side, 325 mm long, extendable.

<b>8031089</b> 1-armed, W 65 mm, chrome	<b>60.42 €</b>
<b>8031090</b> 2-armed, W 105 mm, chrome	<b>70.08 €</b>



### Towel holder for handle-less kitchens

- aluminium anodised
- for handle-less kitchens, with front thickness of 16–21 mm
- no installation work, simply push-on
- felt insert supplied loose, glue in prior to fitting

<b>8032009</b> L 320 mm, stainless steel coloured	<b>41.43 €</b>
<b>8032023</b> L 320 mm, black matt	<b>41.43 €</b>
<b>8032010</b> L 520 mm, stainless steel coloured	<b>69.41 €</b>
<b>8032013</b> L 520 mm, black matt	<b>69.41 €</b>



### Ventilation grid 1

Metal ventilation grid. Ventilation shaft 313 cm<sup>2</sup>/m.

- (1) W 250 mm, D 70 mm, cut-out dimension W 225 mm x D 58 mm
- (2) W 500 mm, D 70 mm, cut-out dimension W 475 mm x D 58 mm
- (3) W 750 mm, D 70 mm, cut-out dimension W 725 mm x D 58 mm
- (4) W 900 mm, D 70 mm, cut-out dimension W 875 mm x D 58 mm

<b>8033050</b> (1) silver	<b>14.03 €</b>
<b>8033051</b> (1) stainless steel col.	<b>16.30 €</b>
<b>8033052</b> (1) black matt	<b>15.29 €</b>
<b>8033053</b> (2) silver	<b>22.35 €</b>
<b>8033054</b> (2) stainless steel col.	<b>30.92 €</b>
<b>8033055</b> (2) black matt	<b>29.08 €</b>
<b>8033056</b> (2) white	<b>31.76 €</b>
<b>8033057</b> (3) silver	<b>32.69 €</b>
<b>8033058</b> (3) stainless steel col.	<b>39.16 €</b>
<b>8033059</b> (3) black matt	<b>36.81 €</b>
<b>8033060</b> (4) silver	<b>36.64 €</b>
<b>8033061</b> (4) stainless steel col.	<b>43.95 €</b>
<b>8033062</b> (4) black matt	<b>43.95 €</b>

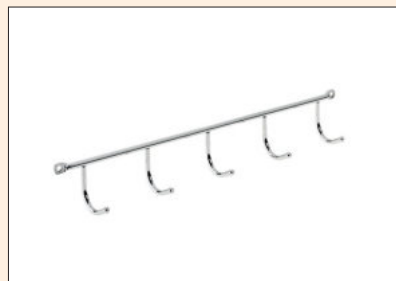


### Ventilation grid 2

Metal ventilation grid.

- 500 x 110 mm (W x D)
- cut-out dimension 475 x 98 mm (W x D)
- ventilation area ca. 496 cm<sup>2</sup>

<b>8033005</b> silver	<b>24.71 €</b>
<b>8033028</b> stainless steel col.	<b>29.41 €</b>
<b>8033027</b> black matt	<b>27.39 €</b>



### Hook strip

For wall mounting. 5 hooks.

- 49 x 350 x 43 mm (H x W x D)

<b>8031031</b> chrome	<b>11.51 €</b>
-----------------------	----------------



### Cleaning agent basket 1

Closed on three sides, may be bolted. With hooks for cloths and dusters.

- 100 x 330 x 115 mm (H x W x D)

<b>8031117</b> silver	<b>17.90 €</b>
-----------------------	----------------



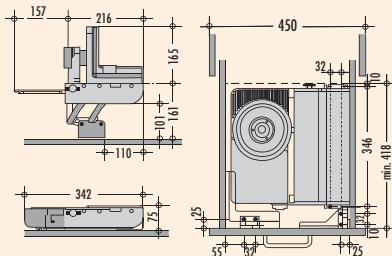
# STOREX®

## Built-in appliances for drawers

Concealed and immediately  
good to go



Multi-slicers	Page 532–534
Metal crossbar	Page 533
Evoline® Wing	Page 534
Built-in toaster	Page 535
Built-in hand blender	Page 535



**ritter multi-cutter AES 72 SR**



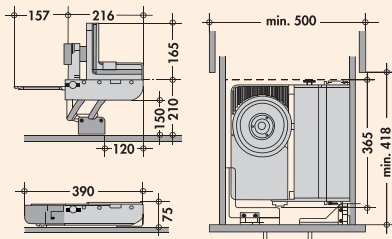

For installation in drawers from 450 mm cabinet width. Prerequisite: clear internal dimension: >344 mm. Stands in front of the worktop. Distance from drawer bottom to upper worktop edge min. 116 mm, max. 161 mm.

- high-quality all-metal design
- drive: high-performance energy-saving motor 230 V, 65 watt short-time, operation 5 minutes
- 2 finger safety switching system
- circular blade: electrolytically polished edge Ø 170 mm, serrated
- bayonet quick lock for tool-free blade removal
- cutting width adjustment: up to approx. 14 mm
- fold-in lock when slice thickness set
- stand fitting locks automatically
- cable length 80 cm
- 75 x 342 x 365 mm (H x W x D), weight 4.3 kg
- accessories: cuttings tray made of stainless steel, fixing bracket for finger protection and left-overs holder
- 5 years manufacturer's warranty (see [www.ritterwerk.de/garantie](http://www.ritterwerk.de/garantie))

**1111044** silver metallic, cuttings guided on the right **760.50 €**

**Optional accessories**

**1111067** Ham slicer, smooth **97.48 €**



**ritter multi-cutter AES 72 SR-H**



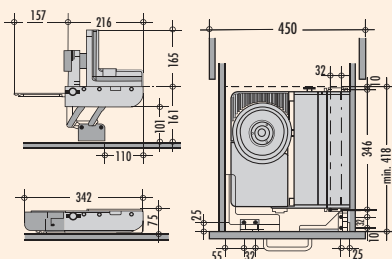
High version for installation in drawers from 500 mm cabinet width. Prerequisite: clear internal dimension: >392 mm. Stands in front of the worktop. Distance from drawer bottom to countertop top min. 165 mm, max. 210 mm. Particularly suitable for handle-less kitchens or thicker work surfaces.

- high-quality all-metal design
- drive: high-performance energy-saving motor 230 V, 65 watt short-time, operation 5 minutes
- child safety lock with 2-finger activation system
- circular blade: polished edge, Ø 170 mm, serrated, the scissor lift and stand fitting locks automatically
- bayonet quick lock for tool-free blade removal
- cutting width adjustment: up to approx. 14 mm
- fold-in lock when slice thickness set
- set-up fitting locks automatically
- cable length 80 cm
- 75 x 390 x 365 mm (H x W x D), weight 4.3 kg
- accessories: cuttings tray made of stainless steel, fixing bracket for finger protection and left-overs holder
- 5 years manufacturer's warranty (see [www.ritterwerk.de/garantie](http://www.ritterwerk.de/garantie))

**1111030** silver metallic, cuttings guided on the right **845.38 €**

**Optional accessories**

**1111067** Ham slicer, smooth **97.48 €**



**ritter multi-cutter model AES 62**



For installation in drawers from 450 mm cabinet width. Prerequisite: clear internal dimension: >344 mm. Stands in front of the worktop. Distance from drawer bottom to upper worktop edge: min. 116 mm, max. 161 mm.

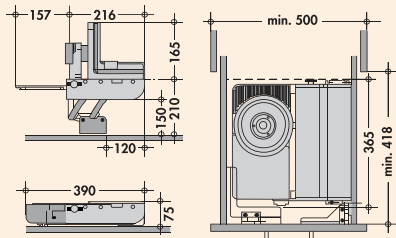
- drive: high-performance energy-saving motor 230 V, 65 watt, safety-brief and continuous operation switch, short-time operation 5 minutes
- metal design
- round blade: polished blade Ø 170 mm, with serrated edge
- cutting width adjustment: up to approx. 14 mm
- fold-in lock when slicethickness set
- stand fitting locks automatically
- cable length 80 cm
- 75 x 342 x 365 mm (H x W x D), weight: 4.1 kg
- accessories: cuttings tray made of stainless steel, fixing bracket for finger protection and left-overs holder
- 5 years manufacturer's warranty (see [www.ritterwerk.de/garantie](http://www.ritterwerk.de/garantie))

**1111051** silver-metallic, cuttings guided on the left **636.13 €**

**1111062** silver-metallic, cuttings guided on the right **636.13 €**

**Optional accessories**

**1111058** Ham and cold cuts knife, smooth **82.18 €**



**ritter multi-cutter AES 62-H**



High version for installation in drawers from 500 mm cabinet width. Prerequisite: clear internal dimension: >392 mm. Stands in front of the worktop.

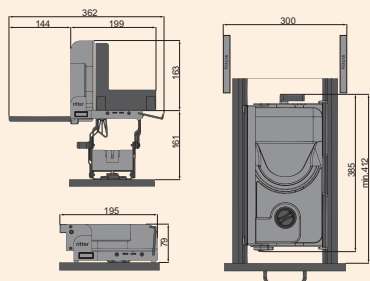
**Distance from drawer bottom to countertop top min. 165 mm, max. 210 mm. Particularly suitable for handle-less kitchens or thicker work surfaces.**

- drive: high-performance energy-saving motor 230 V, 65 watt short-time, operation 5 minutes
- metal design
- circular blade: polished edge, Ø 170 mm, serrated, the scissor lift and stand fitting locks automatically
- cutting width adjustment: up to approx. 14 mm, fold-in lock when slice thickness set
- cable length 80 cm
- 75 x 390 x 365 mm (H x W x D), weight 4.1 kg
- accessories: cuttings tray made of stainless steel, fixing bracket for finger protection and left-overs holder
- 5 years manufacturer's warranty (see [www.ritterwerk.de/garantie](http://www.ritterwerk.de/garantie))

1111031 silver metallic, cuttings guided on the left	724.37 €
1111032 silver metallic, cuttings guided on the right	724.37 €

**Optional accessories**

1111058 Ham and cold cuts knife, smooth	82.18 €
---	---------



**ritter multi-cutter model AES 52**



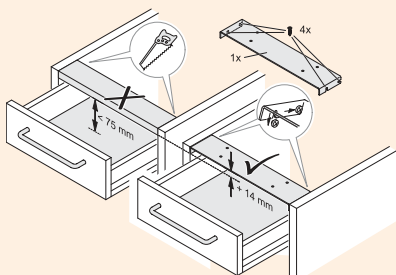
For installation in drawers from 300 mm cabinet width. Prerequisite: clear internal dimension >197 mm. Stands in front of the worktop.

- drive: high-performance energy-saving motor 230 V, 65 watt, safety, brief and continuous operation switch, short-time operation 5 minutes.
- metal design
- round blade: polished blade, Ø 170 mm, with serrated edge
- cutting thickness setting: up to approx. 14 mm
- fold-in lock when slice thickness set
- stand fitting locks automatically
- device can be removed from the draw without tools for cleaning
- cable length 80 cm
- 79 x 195 x 385 mm (H x W x D), poids 4.3 kg
- accessories: cuttings tray, plastic
- 5 years manufacturer's warranty (see [www.ritterwerk.de/garantie](http://www.ritterwerk.de/garantie))

1111043 silver-metallic, cuttings guided on the right	726.89 €
---	----------

**Optional accessories**

1111058 Ham and cold cuts knife, smooth	82.18 €
---	---------



**Metal crossbar**

Suitable for all built-in multi-cutters and built-in toasters. The metal crossbars are needed if the clearance height is not sufficient for mounting, e.g. for under-floor guides or, to some extent, in case of handleless kitchens. If the standard crossbars are replaced by the thin metal crossbars, as a rule, 14 mm clearance height is gained. Only suitable for cabinets with 16 mm wall thickness.

1111046 for 300 mm cabinet	44.71 €
1111057 for 400 mm cabinet	47.82 €
1111068 for 450 mm cabinet	49.66 €
1111069 for 500 mm cabinet	53.70 €
1111070 for 600 mm cabinet	57.48 €
1111071 for 800 mm cabinet	86.55 €
1111077 for 900 mm cabinet	88.24 €
1111078 for 1000 mm cabinet	96.64 €
1111084 for 1200 mm cabinet	110.92 €



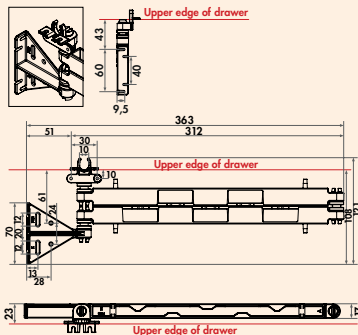
### Evoline® Wing

The electrical connection right in the drawer: movable and extendable furniture parts can be equipped with the Evoline® Wing cable management system. Available in the variants single socket plus charger and double socket without charger. The cable duct without socket is also available, as well as the socket element without cable duct.

The system offers individual mounting options, the cable ducting is carried out in a space-saving manner, for example behind the drawer. Cables are neither twisted nor pinched.

Product variants with cable ducting contain fastening elements for furniture parts made of wood and metal. Evoline® Wing is suitable for all types of cables such as HDMI, LAN etc., even wire cords for securing drawer pull-outs can be safely accommodated in the cable duct arm.

**Suitable for drawers from 400 mm wide and up to an pull-out length of 590 mm.**



### Evoline® Wing



Cable routing. Mounting elements for wooden and metal furniture items are included in the scope of delivery.

- L 363 mm (closed)
- D 17 mm (closed)
- **Suitable for drawers from 400 mm wide and up to an pull-out length of 590 mm.**

8031191 without earthed plug sockets, black matt

64.03 €



### ritter multi-slicer E118



For installation on swivel systems in floor cabinets from 400 mm width.

- drive: high-performance energy-saving motor 230 V, 65 watt, safety, brief and continuous operation switch, short-time operation 5 minutes
- metal design
- round blade: polished blade, Ø 170 mm, with serrated edge
- cutting thickness setting: up to approx. 14 mm
- cable length 73 cm
- 210 x 205 x 330 mm (H x W x D), weight 3 kg
- accessories: cuttings tray, mounting accessories
- 5 years manufacturer's warranty (see [www.ritterwerk.de/garantie](http://www.ritterwerk.de/garantie))

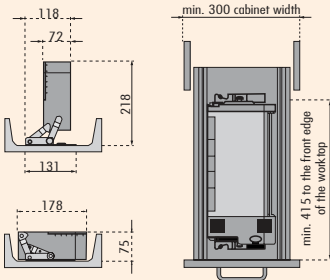

1111054 silver-metallic, cuttings guided on the left

256.30 €

#### Optional accessories

1111058 Ham and cold cuts knife, smooth

82.18 €



**ritter built-in toaster ET 10**

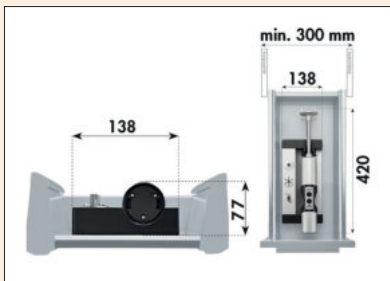


Built-in toaster for mounting in drawers **from 300 mm cabinet width**. Prerequisite: clear internal dimension >180 mm.

- dimensions when retracted: 75 x 178 x 400 mm (H x W x D)
- stand mechanism in metal
- safety automatic switchoff, when toaster folded in
- toasting setting with LED display
- stop button
- defrost and reheat function
- bread centring
- integrated warming rack in stainless steel
- thermally insulated stainless steel housing
- crumb catching tray can be removed in standing and in lying position
- device can be removed from the draw without tools for cleaning
- cable length 105 cm
- 220–240 volts, 850–950 watts
- weight 2 kg
- 5 years manufacturer's warranty (see [www.ritterwerk.de/garantie](http://www.ritterwerk.de/garantie))

**1111045** stainless-steel/black

**428.57 €**



**ritter built-in hand blender ESM 50**



For installation in drawers from 300 mm cabinet width. Required: clear width >145 mm.

- cordless, battery operated hand blender
- charger securely mounted into cabinet drawer
- LED charge indicator

**4 stainless steel attachments:**

- utility knife: standard attachment for pureeing most foods
- whipping disk: for fluffy whipped foods
- stirring disc: for stirring thick creamy foods
- cutting knife: for cutting meat and fibrous fruit and vegetables
- 3 speeds: ca. 12,000 rpm, ca. 9,000 rpm, ca. 6,000 rpm
- aluminium housing, ergonomic plastic handle
- safety-2 finger-switch on system
- automatic safety shutdown in case of overload or overheating
- plug-in power supply 120 cm for charging station: input voltage 100–240 volts
- battery: 7.2 V, lithium-ion battery, 2.1 Ah
- 77 x 138 x 420 mm (H x W x D), weight 1.4 kilogram (including 400 g charging station)
- Ø 62 mm
- L 420 mm

**1111090** aluminium/black

**668.07 €**

Cabinet  
equipment

# STOREX®

## Equipment for wall mounted cabinets

Everything in its place



Storage systems  
Stable and elegant storage Page 539–544

Lift fittings  
Clever use of storage space Page 545–550





# STOREX®

## Storage systems

Stable and elegant storage



■ Drawer container	Page 540–541
Tray for hood cabinet	Page 542
Boundary rail for wall mounted cabinets	Page 542
Broom cupboard shelf	Page 542
Hose holder	Page 542
Spice racks	Page 543



### Drawer container box

Made of solid beech wood for drawer containers made of ceramic.



### Drawer container box 3

For three ceramic drawer containers. With covered wall mount.

- **drawer containers have to be ordered separately**
- 134 x 378 x 155 mm (H x W x D)
- can only be inserted horizontally

8022016 beech

178.15 €



### Drawer container box 4

For four ceramic drawer containers. With covered wall mount.

- **drawer containers have to be ordered separately**
- 134 x 500 x 155 mm (H x W x D)
- can only be inserted horizontally

8022017 beech

196.64 €



### Ceramic drawer container

- weight ca. 400 g
- capacity 0.75 l
- 106 x 116 x 145 mm (H x W x D)
- can only be inserted horizontally

8022005 smooth, white

40.50 €



### De Luxe 3

Drawer container. Three slim drawer containers in white stackable housing. The drawer container housing fits into all standard cabinets from 300 mm width with 16 mm thick side walls.

- 146 x 267 x 150 mm (H x W x D)
- can only be inserted horizontally

8021012 drawer containers crystal clear

45.80 €



### De Luxe 6

Drawer container. Six slim drawer containers in white stackable housing. The drawer container housing fits into all standard cabinets from 300 mm width with 16 mm thick side walls.

- 292 x 267 x 150 mm (H x W x D)
- can only be inserted horizontally

**8021020** drawer containers crystal clear

**80.76 €**



### Individual drawer container De Luxe

Suitable for De Luxe 3 and De Luxe 6.

- volume capacity 1 l
- 130 x 83 x 143 mm (H x W x D)
- can only be inserted horizontally

**8021026** crystal clear

**11.68 €**



### Tray for hood cabinet

The sections are simply clipped onto the base supports.



### Tray for hood cabinet

Complete with base supports, for 16 mm and 19 mm side walls.  
— 40 x 560 x 70 mm (H x W x D)

8031027 silver

14.03 €



### Boundary rail for wall mounted cabinets

For 600 mm tall cabinets. With this rail, even smaller pots or bottles won't go overboard (rail for drilling).  
— 35 x 504 mm (H x W)

8031060 chrome

10.76 €



### Broom cupboard shelf

Turns every common tall cabinet into a space wonder on four levels.  
— 872 x 350 x 174 mm (H x W x D)

8031063 silver

81.26 €



### Hose holder

Suitable for storing various hoses.  
— 100 x 198 x 55 mm (H x W x D)

8031066 silver

10.25 €



### Spice rack chrome 1

For 4 x 3 or 4 x 6 spice pots.

<b>8031035</b> for 4 x 3 pots, H 425, W 202, D 66 mm	<b>44.87 €</b>
<b>8031036</b> for 4 x 6 pots, H 425, W 375, D 66 mm	<b>58.49 €</b>



### Spice rack silver 1

Available in two varieties with different dimensions.

<b>8031116</b> for 4 x 3 pots, H 425, W 202, D 66 mm	<b>19.41 €</b>
<b>8031119</b> for 4 x 6 pots, H 425, W 375, D 66 mm	<b>24.45 €</b>

Cabinet  
equipment

# STOREX® Lift fittings

Clever use of storage space



■ FREEslide	Page 546
Appliance holder	Page 546
Gas pressure spring	Page 547
iMove	Page 548–549



### Door lift fitting FREEslide

"Form follows function" – in a particularly aesthetic way. With FREEslide, the front moves straight up, which opens up a wide range of design options in kitchen planning.

FREEslide is also the perfect choice for cabinets hanging one above the other or wall cabinets with light or cornice profiles. All storage items are easily accessible and the integrated multi-position STOP guarantees an immediate and secure hold in any position. This means plenty of convenience behind a visually consistent cabinet front – not just in the kitchen, but throughout the entire house.

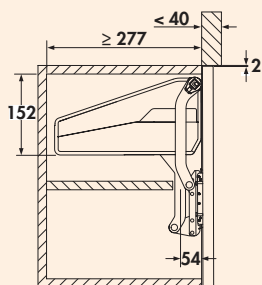
Adjust easily and safely:

The spring force is adjusted to different front weights for a feather-light run using a cordless screwdriver.

Minimal assembly effort:

The integrated positioning tabs ensure quick and perfect installation. With the subsequent screwing, you also save time and effort thanks to the pre-assembled Euro screws. The Euro screws grip directly on the base plate, which guarantees high stability of the movement system. As with the entire lifter family, the front connection is made using ClickFixx.

- front weight for 600-gauge width 3.4–6.7 kg
- suitable for cabinet heights 380–500 mm
- with opening support and closing damping



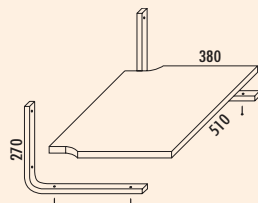
### Door lift fitting FREEslide

Parallel lift fitting for hinge-free connection of front doors. Suitable for 16 mm and 19 mm side walls.

8031082 for 600 mm width

224.37 €

Cabinet equipment



### Appliance holder

Multi-functional use for microwave ovens, television sets, radios and other small appliances, max. load bearing capacity 30 kg. with white fixing plate, melamine resin coated, with 2 mm PVC front edge.

- 19 x 510 x 380 mm (H x W x D)

8031120 holder silver coloured

141.93 €





### Gas pressure spring

- with protecting cap grey
- for door lift fittings
- Ø 19 mm
- L 210 mm

<b>8030101</b>	200 N	<b>25.55 €</b>
<b>8030102</b>	250 N	<b>25.55 €</b>
<b>8030103</b>	380 N	<b>25.55 €</b>



### iMove

Lift fitting. In many kitchen designs, the desire for lots of storage space and a continuous cornice height leads to wall cupboard solutions where the upper levels are not within everyone's reach. As a result, either items or even supplies are stored here that are rarely, if ever needed - or the stepladder is a regularly used kitchen aid. Both variants are far from optimal.

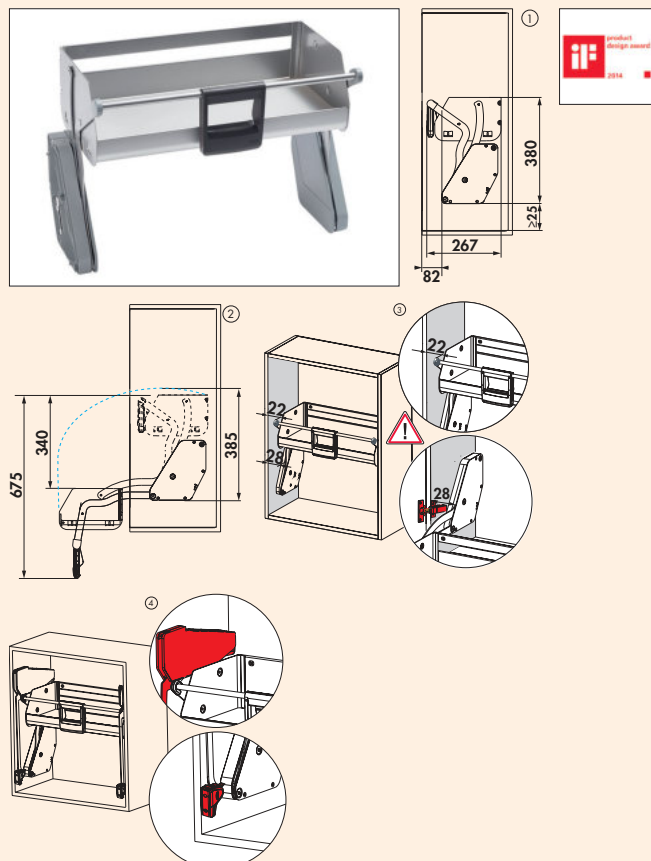
High time for a pull-out system which makes the contents of a wall cupboard conveniently accessible: iMove. Can be operated with one hand. The entire top shelf level is conveyed down in front of the cabinet body in one elegant movement. In this way, the items stored can be reached even more conveniently than those on the lower level of the wall cupboard. This is further facilitated by the simultaneous lowering of the shelf rail.

At the end of the movement, removing the desired objects is child's play. A tremendous benefit, especially for the youngest members of the household.

The big height differences between the wall cupboards are equalled out by iMove through a high degree of built-in flexibility - and through the choice of models with one or two levels. The iMove Single covers cabinet heights from 520 mm (no upwards limit), the iMove Double is used in cabinet heights from 710 mm. Body differences, for example the thickness of the side walls, are easily compensated by the system. Suitable for hinged doors and lifting doors. Incl. an integrated softstop. This gently decelerates the iMove and also cushions it in the closing direction.

#### Advantages:

- no adjustment necessary
- load capacity up to 8 kg
- gentle lowering
- simple lifting
- mature technology
- best materials
- safe (finger protection)



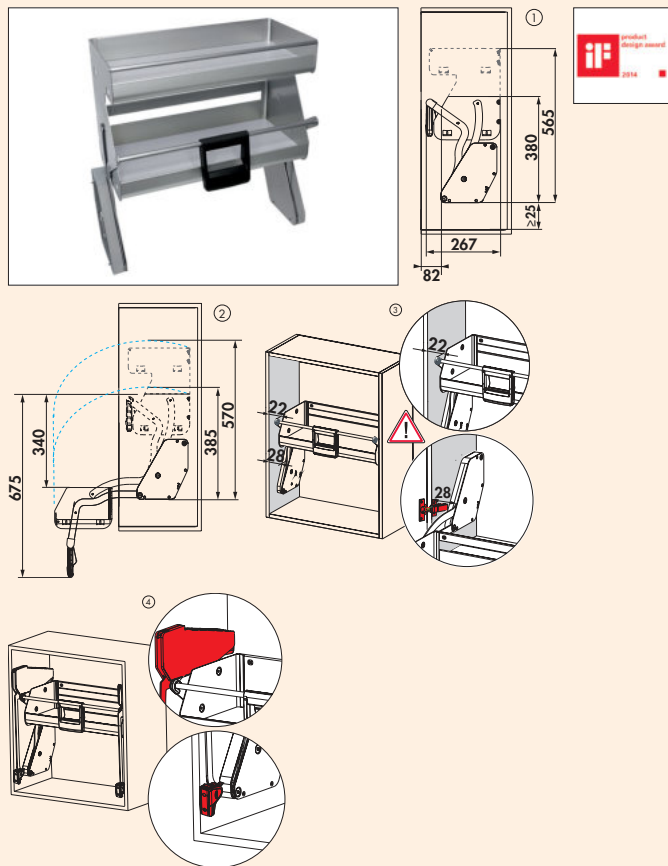
### iMove set Single Tray

Lift fitting. Silver. Incl. fittings (1 drilling template, 8 wood screws 4.5 x 50 mm). Suitable for retrofitting.

- minimum cabinet height\* (no upward limit)
- with hinged door: 520 mm
- with use of lift fittings: 650 mm
- suitable for 16 mm and 19 mm side walls
- load capacity up to 8 kg
- 380 x 267 mm (H x L)

\*cabinet height depends on hinge position, hinge protrusion or lift fitting (see illustrations 1-4).

8031104 for 600 mm cabinet, W 562 mm	354.62 €
8031105 for 900 mm cabinet, W 862 mm	376.22 €



### iMove set Double Tray

Lift fitting. Silver. Incl. fittings (1 drilling template, 8 wood screws 4.5 x 50 mm). Suitable for retrofitting.

- minimum cabinet height\* (no upward limit)
- with hinged door: 710 mm
- with use of lift fittings: 710 mm
- suitable for 16 mm and 19 mm side walls
- load capacity up to 8 kg
- 565 x 267 mm (H x L)

\*Cabinet height depends on hinge position, hinge protrusion or lift fitting (see illustrations 1–4).

8031106 for 600 mm cabinet, W 562 mm

449.08 €

Cabinet  
equipment

# STOREX®

## Equipment for tall cabinets

Convenient and easy access



 Pullouts for tall cabinets

For the record

Page 553–558

 Storage systems

A variety of items perfectly sorted Page 559–564



# STOREX®

## Pullouts for tall cabinets

For the record



- VS TAL Side
- VS TAL Larder
- VS TAL Gate

Page 554

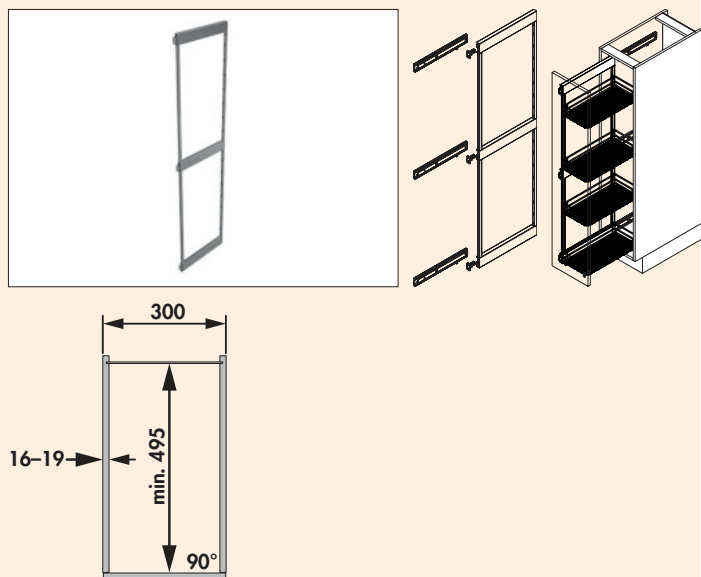
Page 555–556

Page 557–558



### VS TAL Side

The VS TAL Side pull-out allows you to make maximum use of the storage space in a 300 mm wide cabinet.



### VS TAL Side frame

Pull-out drawer incl. runners.

- cabinet width 300 mm
- installation depth min. 495 mm
- installation height min. 1222 or 1824 mm
- end stop left or right
- 3 runners
- integrated damping and self-closing in the runners
- load capacity of the system: max. 40 kg
- individual height adjustment of the baskets
- 3D front adjustment
- tool-free mounting of the front on the drawer

**Please note:**

**Baskets need to be ordered separately!**

<b>8037008</b>	H 1222 mm, for 4 baskets, silver	<b>220.08 €</b>
<b>8037009</b>	H 1824 mm, for 6 baskets, silver	<b>240.76 €</b>
<b>8037149</b>	H 1222 mm, for 4 baskets, anthracite	<b>220.08 €</b>
<b>8037150</b>	H 1824 mm, for 6 baskets, anthracite	<b>240.76 €</b>



### VS SUB/TAL Side Premea basket set

Storage elements for VS SUB/TAL Side frame.

- basket dimensions 84 x 220 x 470 mm (H x W x D)
- suitable for cabinet width 300 mm
- set consisting of two baskets
- rail silver, shelf grey, thickness 8 mm
- rail anthracite, shelf anthracite, thickness 8 mm

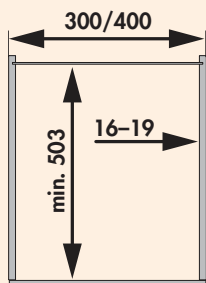
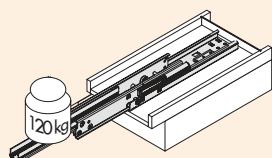

<b>8037010</b>	silver	<b>118.57 €</b>
<b>8037148</b>	anthracite	<b>118.57 €</b>





### VS TAL Larder

The VS TAL Larder is a classic apothecary cabinet. It allows well-conceived storage and organising of food in the kitchen. When open, the VS Tal Larder provides a good overview and quick access to the contents of the cabinet.



### VS TAL Larder runners

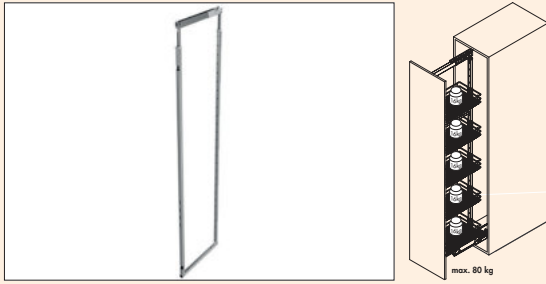
For tall cupboard pull-out VS TAL Larder.

- for 300 and 400 mm cabinet widths
- top and bottom runners
- installation depth min. 503 mm
- load capacity max. 120 kg
- drawer runner with synchronisation, self closing and damping

**Please note:**

**Support frame and baskets need to be ordered separately!**

8037014	light grey	173.36 €
8037152	anthracite	173.36 €



### VS TAL Larder frame

- For tall cupboard pull-out VS TAL Larder.
- cabinet width 300 and 400 mm
  - installation depth min. 503 mm
  - installation height 1200 to 2140 mm
  - support frame height telescopic
  - tool-free mounting of the frame on the lower and upper runners
  - load capacity max. 80 Kg
  - individual height adjustment of the baskets
  - 3D front adjustment

**Please note:**

**Runners and baskets need to be ordered separately!**

<b>8037015</b>	H 1200–1450 mm, up to 4 baskets, silver	<b>170.67 €</b>
<b>8037016</b>	H 1450–1700 mm, up to 4 baskets, silver	<b>185.04 €</b>
<b>8037017</b>	H 1700–1950 mm, up to 5 baskets, silver	<b>199.41 €</b>
<b>8037018</b>	H 1900–2140 mm, up to 5 baskets, silver	<b>208.40 €</b>
<b>8037153</b>	H 1200–1450 mm, up to 4 baskets, anthracite	<b>170.67 €</b>
<b>8037154</b>	H 1450–1700 mm, up to 4 baskets, anthracite	<b>185.04 €</b>
<b>8037155</b>	H 1700–1950 mm, up to 5 baskets, anthracite	<b>199.41 €</b>
<b>8037156</b>	H 1900–2140 mm, up to 5 baskets, anthracite	<b>208.40 €</b>



### VS TAL Larder Premea basket

- Storage elements for VS TAL Larder frame.
- basket width 250 mm for 300 mm cabinet width
  - basket width 350 mm for 400 mm cabinet width
  - basket dimensions 80 x 250/350 x 460 mm (H x W x D)
  - including attachment clip
  - load capacity max. 16 kg per basket
  - rail silver, shelf grey, thickness 8 mm
  - rail anthracite, shelf anthracite, thickness 8 mm

<b>8037019</b>	300 mm cabinet, 1 pc., silver	<b>60.08 €</b>
<b>8037020</b>	300 mm cabinet, 4 pc., silver	<b>239.83 €</b>
<b>8037157</b>	300 mm cabinet, 1 pc., anthracite	<b>60.08 €</b>
<b>8037158</b>	300 mm cabinet, 4 pc., anthracite	<b>239.83 €</b>
<b>8037021</b>	400 mm cabinet, 1 pc., silver	<b>79.33 €</b>
<b>8037022</b>	400 mm cabinet, 4 pc., silver	<b>312.61 €</b>
<b>8037159</b>	400 mm cabinet, 1 pc., anthracite	<b>79.33 €</b>
<b>8037160</b>	400 mm cabinet, 4 pc., anthracite	<b>312.61 €</b>



### Power-Move drive rod

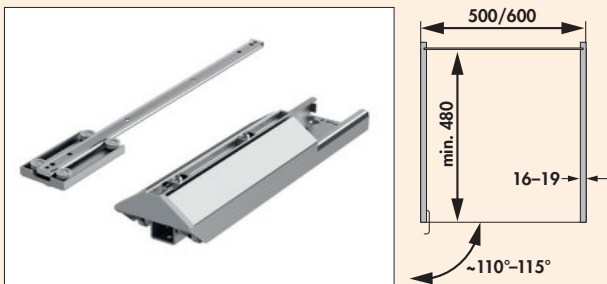
- System component for opening support for VS TAL Larder.
- for 300 and 400 mm cabinet widths
  - max. 120 kg extension force
  - reacts to pressure or tension
  - simple installation on the existing pull-out
  - subsequent installation possible
  - 220 volt connection required

<b>8037035</b>	grey	<b>617.14 €</b>
----------------	------	-----------------



### VS TAL Gate

The VS Tal Gate impresses through maximum storage space, easy access and optimal overview. The VS TAL Gate sets new standards in convenience and design. Opening the revolving door automatically moves the cupboard contents towards the user in one go.



### VS TAL Gate runner

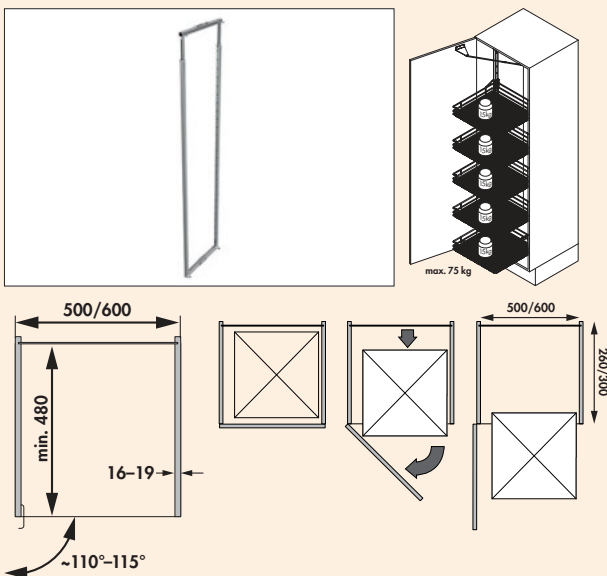
For larger cupboard drawer VS TAL Gate.

- top and bottom runner
- for cabinet with revolving door
- installation depth min. 480 mm
- load capacity max. 75 kg

**Please note:**

**Support frame and baskets need to be ordered separately!**

8037036 silver	173.36 €
8037161 anthracite	173.36 €



### VS TAL Gate frame

For larger cupboard drawer VS TAL Gate.

- cabinet widths 500 and 600 mm
- installation depth min. 480 mm
- installation height 1700 to 2140 mm
- support frame height telescopic
- tool-free mounting of the frame on the lower runner
- tool-free connection between the cam and support frame
- load capacity of the system max. 75 kg
- individual height adjustment of the 5 baskets
- can be mounted left or right

**Please note:**

**Runners and baskets need to be ordered separately!**

8037043 500 mm cabinet, H 1700–1950 mm, up to 5 baskets, silver	199.41 €
8037044 500 mm cabinet, H 1900–2140 mm, up to 5 baskets, silver	200.34 €
8037162 500 mm cabinet, H 1700–1950 mm, up to 5 baskets, anthracite	199.41 €
8037163 500 mm cabinet, H 1900–2140 mm, up to 5 baskets, anthracite	200.34 €
8037047 600 mm cabinet, H 1700–1950 mm, up to 5 baskets, silver	200.34 €
8037048 600 mm cabinet, H 1900–2140 mm, up to 5 baskets, silver	205.71 €
8037164 600 mm cabinet, H 1700–1950 mm, up to 5 baskets, anthracite	200.34 €
8037165 600 mm cabinet, H 1900–2140 mm, up to 5 baskets, anthracite	205.71 €



### VS TAL Gate Premea basket

- Storage elements for VS TAL Gate larder cupboard drawer.
- basket width 400 mm for 500 mm cabinet width
  - basket width 500 mm for 600 mm cabinet width
  - basket dimensions 84 x /400/500 x 395 mm (H x W x D)
  - including attachment clip
  - load capacity max. 16 kg per basket
  - rail silver, shelf grey, thickness 8 mm
  - rail anthracite, shelf anthracite, thickness 8 mm
  - incl. door cam (only with basket set 4 pieces)

<b>8037051</b>	500 mm cabinet, 1 pc., silver	<b>96.13 €</b>
<b>8037052</b>	500 mm cabinet, 4 pc., silver	<b>377.31 €</b>
<b>8037166</b>	500 mm cabinet, 1 pc., anthracite	<b>96.13 €</b>
<b>8037167</b>	500 mm cabinet, 4 pc., anthracite	<b>377.31 €</b>
<b>8037053</b>	600 mm cabinet, 1 pc., silver	<b>98.82 €</b>
<b>8037054</b>	600 mm cabinet, 4 pc., silver	<b>395.29 €</b>
<b>8037168</b>	600 mm cabinet, 1 pc., anthracite	<b>98.82 €</b>
<b>8037169</b>	600 mm cabinet, 4 pc., anthracite	<b>395.29 €</b>

# STOREX® Storage systems

A variety of items perfectly sorted



 Tidy organising system    Page 560–563

# STOREX®

## Tidy organisation system

The complete solution for kitchen, bath or utility room



### **Tidy – the storage space concept**

- for tidy cupboards: everything neatly stowed and yet quickly to hand
- 60 cm wide cabinets of different heights can be individually equipped
- in just a few simple steps, components can quickly be changed, retrofitted or extended at any time
- various built-in modules that can be individually combined as required
- robust construction and durable materials for daily use
- made in Germany



### Tidy organising system

The comprehensive Tidy organising system uses the storage space available in the kitchen, bathroom or utility room as efficiently as possible. Above all in flats and houses without a basement or attic, special solutions are needed to create space for storing, washing and drying clothes.



### Tidy universal shelf

For various utensils (e.g. beverage crates, laundry baskets etc.). Pull-out function incl. pull-out rails.

- for 600 mm cabinet width
- corrosion-resistant coated steel sheet, white
- plastic parts white
- 68 x 568 x 510 mm (H x W x D)
- internal dimension: 445 x 500 mm (H x D)
- sidewall mounting (only suitable for 16 mm side walls)
- bearing capacity up to approx. 40 kg

8035216 white

265.88 €



### Tidy laundry basket

Laundry basket. Plastic.

- volume 41 liters
- 304 x 520 x 462 mm (H x W x D)

8035217 blue

107.82 €



### Tidy shoe rack

Built-in modules for storage of shoes.

- as attachment on universal shelf
- corrosion-resistant coated steel sheet, white
- 158 x 496 x 356 mm (H x W x D)

8035218 white

160.84 €




### Tidy utensils container

Utensils container. 2-fold with wall holder. Can be hooked in and removed.

- for 600 mm cabinet width
- for mounting to the outside of the cabinet or on the wall
- corrosion-resistant coated sheet steel, white
- plastic parts blue
- 241 x 436 x 198 mm (H x W x D)

8035200 white/blue

84.29 €



### Tidy broom/wipe holder

2-fold.

- corrosion-resistant coated steel sheet, white
- 262 x 137 x 352 mm (H x W x D)
- mounting with only four screws

8035219 white

81.18 €



### Tidy shelf

Shelf incl. dustpan and brush set.

- corrosion-resistant coated steel sheet, white
- 158 x 289 x 480 mm (H x W x D)
- mounting with only four screws

8035220 white

161.68 €



### Tidy clothes dryer attachment

For attaching to the outside of the cabinet or on the wall.

- for 600 mm cabinet width
- corrosion-resistant coated sheet steel, white
- folding
- 300 x 525 x 820 mm (H x W x D)

8035209 white

130.25 €



### Tidy wall bracket

For ironing board or household ladder.

- powder coated steel sheet, white
- 50 x 155 x 350 mm (H x W x D)

8035215 white

29.50 €



### Tidy laundry container pull-out 500


2-fold.

- for 500 mm cabinet width
- container volume 2 x 33 l
- metal parts sheet steel white, plastic parts white/light blue
- 545 x 462–468 x 528 mm (H x W x D)
- side wall mounting 16–19 mm
- with covered, damped self-closing mechanism including synchronised over-extension

8035211 white/light blue

397.98 €





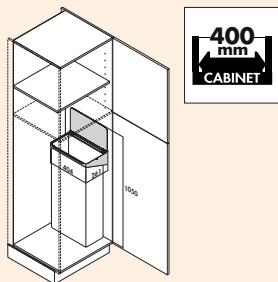
### Tidy laundry container pull-out S 600

2-fold.

- for 600 mm cabinet width
- container volume 2 x 33 l
- metal parts sheet steel white
- plastic parts white/light blue
- 545 x 562–568 x 448 mm (H x W x D)
- side wall mounting 16–19 mm
- sytem depth only 448 mm
- **with covered, damped self-closing mechanism including synchronised over-extension**

8035213 white/light blue

456.39 €



### Tidy bin bag holder

Suspension device for bin bags or cloth bags.

- powder coated steel sheet
- incl. cotton sack
- installation in cabinets or outside on the cabinet wall
- mounted with only 2 screws, recommended clearance height 1050 mm
- 125 x 404 x 261 mm (H x W x D)

8035214 white


211.09 €

Cabinet  
equipment

# STOREX® Accessories

Things you always need



 Ladders  
Supports heavy loads without  
being in the way Page 567–568

 Miscellaneous  
What also helps Page 569–574



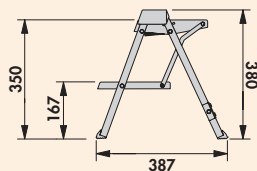
# STOREX® Ladders

Supports heavy loads  
without being in the way



Stepfix

Page 568



### Stepfix

Folding step. Two step hinged step especially designed for use in built-in kitchens. For storage behind front pull-outs or in the base area from a height of 100 mm.

- only 90 mm deep
- **load bearing capacity ca. 150 kg**
- **step height 380 mm**
- **dimensions installation 100 x 403 x 470 mm (H x W x D)**
- **dimensions product 380 x 403 x 387 mm (H x W x D) open**

8034030 aluminium

170.67 €



### Fastening bracket

As accessories for individual base pieces. Suitable for Stepfix. Due to clip-on technology, the base may be taken off.

8034032 chrome

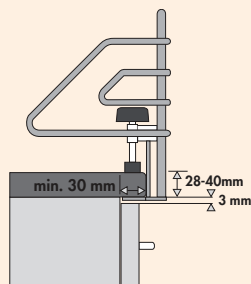
40.17 €

# STOREX® Miscellaneous

What also helps



■ Stove protection grid	Page 570
Decotop	Page 571
Radios for installation	Page 572
INTUBLU	Page 573



### Stove protection grid

Chrome. For simple mounting on the worktop in front of a 600 mm or 900 mm hob.  
— 175 x 140 mm (H x D)

<b>8031005</b> for 600 mm cabinet, W 678 mm	<b>94.45 €</b>
<b>8031008</b> for 900 mm cabinet, B 978 mm	<b>145.80 €</b>






Galaxy Star

### Decotop

Inserted in a stainless-steel tray form granite surface Decotop. All types of granite are expressive and high quality. So everyone can find the type that suits them, and give their creativity free rein. And all that at a convincing price.

Our tip: Damaged work surfaces, e.g. due to burn marks, can be quickly and creatively remedied.



### Decotop 1

- Granite section.
- dimensions 250 x 250 mm (incl. stainless-steel pan)
  - cut-out dimensions 236 x 236 mm
  - installation depth 13 mm

3012005 Galaxy Star

176.47 €



### Decotop 2

- Granite section.
- dimensions 510 x 325 mm (incl. stainless-steel pan)
  - cut-out dimensions 496 x 311 mm
  - installation depth 13 mm

3012012 Galaxy Star

281.51 €



### Fonico 2022

DAB+/VHF-RDS radio. For installation from below. With fixed station memory, dimmable LCD display, LED workstation lighting on the underside, foldable stand, two alarm times, radio or alarm tone, sleep and snooze function, two kitchen timers, incl. mains adapter, power in operation 2 x 1 watt RMS.  
— 58 x 257 x 162 mm (H x W x D)

8031219 silver

127.73 €

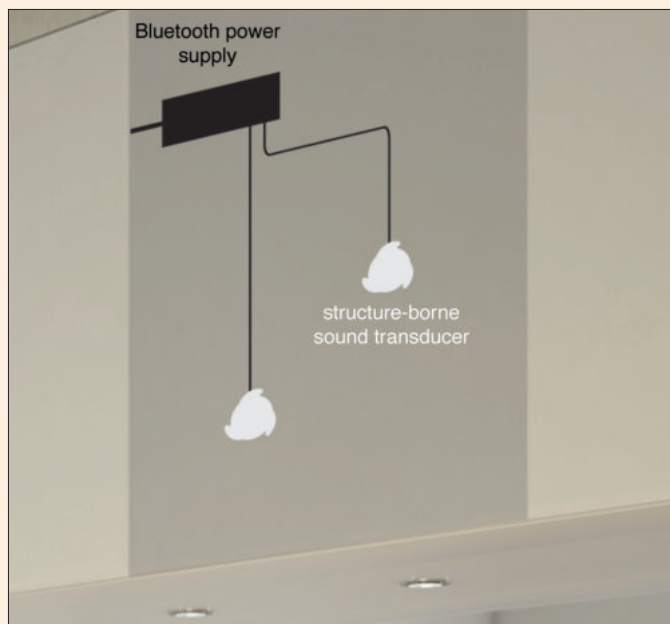



### Fonico 2045

DAB+/FM-PLL radio. For installation from below. With pre-set memory, Bluetooth® function, music streaming from mobile phone, hands-free function, LED light strips (underside of the device), kitchen timer, two alarm times can be set, timer function, incl. AD/DC mains adapter 7 V 2A. Power consumption in operation 2 x 5 watt RMS.  
— 45 x 260 x 157 mm (H x W x D)

8031218 silver

163.03 €



### INTUBLU

INTUBLU combines music and good design. This makes visible speakers a thing of the past, because from now on, furniture in the kitchen and living room play the music.

The sophisticated room concept is no longer interrupted by the appearance of inappropriate speakers.

The small Exciter elements can be easily integrated into kitchen drawers, cabinet doors or behind every mirror and played via smartphone, tablet or laptop in the best sound quality.



### INTUBLU

Built-in furniture speaker. With Bluetooth power supply and two structure-borne sound transducers. **For surfaces and furniture.** The invisible INTUBLU **speaker system** includes a Bluetooth receiver and two speakers that can be installed in furniture or on surfaces. The music is controlled and played by tablets, laptops or smartphones via Bluetooth.

Technical data:

- structure-borne sound transducer dimensions Ø 68 mm
- materia aluminium
- control via Bluetooth
- Bluetooth power supply dimensions 62 x 140 x 30 mm (H x W x D)
- radio frequency (unidirectional) 2.4. 2.83 MHz
- max. contrast load (ohm) 20 W
- max. range 10 m
- 3 screw-on points on the speaker
- appealing sound quality
- space-saving design
- cable length of the two structure-borne sound transducers 2 m | PVC connecting cable
- cable length Bluetooth power adapter 1.5 m | H03VVH2-F | 2 x 0.75 mm<sup>2</sup>
- no cables or speakers visible
- simple mounting by gluing or screwing

8031220 silver

326.05 €

Cabinet  
equipment

ACCO-  
MODA®

Niche  
equipment



Space for  
ideas



Niches provide room for creativity! As an area in the kitchen, they are so taken for granted, that their functional and aesthetic benefits have long been overlooked. ACCOMODA® makes it easy to make skilful use of this potential. Visual features become a charming focal point, railing or shelving systems create storage options. The kitchen gains new charisma.

Niche rear walls can be used to create boldly colourful, elegant and unobtrusive or nuanced and minimalist eye-catchers. The niche rear wall configurator, accessible free of charge on [naber.com](http://naber.com), provides freedom for individual design ideas and allows you to use your own picture motifs.


Everything you need close at hand can be arranged on multi-functional railing systems. Extremely flexible wall shelving systems convince with their design and flexible configuration options.

And in the end, it is often the most inconspicuous components that give the kitchen the right finish: for example, precisely placed wall connection profiles. This is how to set the tone!

# ACCOMODA

## Niche equipment

Perfectly designed and used



■ ACCOMODA® Niche rear walls  
The detail completes the kitchen Page 579–622

■ ACCOMODA® Rail and shelf systems  
Some solutions are right at hand Page 623–662

■ ACCOMODA® Shelf Support  
Concise, but subtly in the background Page 663–670

■ ACCOMODA® Suspended shelf systems  
Fixed, versatile and flexible Page 671–674

■ ACCOMODA® Profiles  
Secure joints for all corners and edges Page 675–682





# ACCOMODA®

## Niche rear walls

The detail completes the kitchen



- Niche rear walls  
Aluminium composite/  
acrylic glass Page 580–611
- Niche rear walls  
Spazzolato/Strutturato Page 612–616
- Niche rear walls  
Accessories Page 617–622

# Niche rear walls

## Aluminium composite, acrylic glass

The creative kitchen scene has discovered free surfaces such as backsplash, wall cabinet subdivisions, partitions and dividers for decorative, customised niche rear walls integrated into the kitchen planning. Also in the context of renovations, old tiled surfaces can now show colour with strong motifs or reserved nuances.

PICit® acrylic glass niche rear walls set new highlights in high-quality niche design. They offer brilliant and true colour reproduction of your selected motifs. The light weight, the high break resistance and the individual processing on site, including drill holes and cut-outs, facilitate the planning, transport and installation of this brilliant kitchen highlight. They are precisely fitting, easy to install and durable.

We carry out the entire production to your specifications. Printed on high performance foil, equipped with UV-stable protective laminate, and applied to a sturdy aluminium composite plate, **we guarantee five years colourfastness.**

The imaginative designs of the **PICit®** range and tailored panels in glossy or matt single colours in the **BASICit®** palette magic an individual mood into any kitchen. With **MySCENEit®** we offer the opportunity to create and implement niche rear walls in the personal style of your customers.

### PICit® niche rear walls

A fascinating selection of witty and graphically striking motifs in "kitchen art style" makes it easy for you in the consultation to inspire your customers who want to express their lifestyle through casual and creative vitality.

### BASICit® niche rear walls

Nuanced colouring is effective everywhere where exclusivity is sought. With a trendy tailored selection of RAL colours available in glossy or matt finish, niche rear walls become harmonious eye-catchers. Naturally, you can also order your niche rear wall in your own preferred colour. In the **BASICit®** range, we offer all the available RAL CLASSIC colours for free selection.

### Magnetic niche rear walls (aluminium composite only)

Optionally, all aluminium composite niche rear walls in 3.5 mm and 16 mm thickness can be equipped with a magnetic function. This allows your customers to use the niche rear wall as a sophisticated pin board.



### Formats

- Standard format: the designs are formatted at a maximum height of 700 mm/length maximum 3050 mm
- Special formats on request
- Agreement of the image section is required
- **Minimum unit charged 1 m<sup>2</sup> per commission/order**

### Material structure aluminium composite




Digital print including UV print protection laminate (wipe clean and splash proof). **Optionally with magnetic foil.**

**3.5 mm:** aluminium composite plate (heat proof), weight approx. 4 kg/m<sup>2</sup>

**16 mm:** 3.5 mm aluminium composite plate (heat proof) on 12.5 mm expanded plastic slab (flame-resistant), weight approx. 10.5 kg/m<sup>2</sup>

### Material structure acrylic glass

Digital print including UV print protection laminate (wipe clean and splash proof).



**3.5 mm:** 2.5 mm acrylic glass, scratch-resistant coating (HC) (heat proof). Digital printing on the rear of UV pressure protection laminate 1 mm one-sided self-adhesive, full-surface cover, weight approx. 3.97 kg/m<sup>2</sup>

**16 mm:** 2.5 mm acrylic glass, scratch-resistant coating (HC) (heat proof). Digital printing on the rear of UV pressure protection laminate 13.5 mm expanded plastic slab (flame-resistant), weight approx. 8.88 kg/m<sup>2</sup>

# Niche rear walls

## Aluminium composite, acrylic glass

### Installation instructions

- Aluminium composite: Mechanical processing with standard tools for wood and plastic processing.
- Acrylic glass: Mechanical processing with standard tools for wood and plastic processing. For mechanical processing, we recommend using cutting tools at a low speed
- The surface should be dry, dust and grease free before the rear wall is glued on.
- The rear wall can be mounted with standard mirror tape or silicone. Furthermore, we also recommend sealing the edges with silicone.
- **For installation behind hobs, please observe the required minimum distance of 50 mm according to the installation instructions. Furthermore, as additional protection in case of gas hobs, we recommend installing the "Spruzzo" glass splash guard (Catalogue 1 BASICS page 618/24 EN).**
- Cut-outs and corner joints can be performed on site by cutting to mitre.

### Cleaning

- Do not clean with cleaning agents which contain solvent.
- Use soft cotton cloths and soapy water without additives.

### Accessories for niche rear walls

Accessories such as wall connection profiles, splash protection etc. can be found in Catalogue 1 BASICS from page 617/24 EN.

### Configurator

Online at [naber.com](http://naber.com) in the menu option "Service" you will find our free niche rear wall configurator. Here you can edit all the catalogue motifs, as well as your own images and motifs. When using your own image motifs, however, for optimal image quality, a minimum resolution of 8 mega-pixels should be ensured. Your design can be optionally downloaded for free and entered into the planning software. In this way, the proportions are instantly recognisable and can easily be adjusted using the configurator. This helps you and us to optimally design the niche rear wall! If you have any questions, your personal REGIO-TEAM is happy to assist.



### Your online advantage

If designed with our configurator, the layout fee does not apply – unless you are using your own images and motifs.

### Layout package and notches

The layout package (order no. 8060001) is charged when catalogue motifs need to be mirrored or if part cut-outs need to be retouched, duplicated or supplemented by other motifs. Send us a picture for the **MySCENEit®** rear wall; to have the correction design completed by us, this fee is also charged. The layout package includes two proofs. Notches (order no. 8060002), for example, for extractor hoods, also incur additional fees.

### Preparing images, texts and logos

The following image formats are processed: tiff, eps, jpg, pdf in the colour spaces CMYK or RGB. RGB data is converted to CMYK data for printing, which leads to visible colour variations in the respective image. For images up to print format A1 (594 x 841 mm), an image resolution of 300 dpi based on the final format is recommended. For larger final print formats 200 dpi is sufficient. If texts and logos are to be inserted into the design, vectorised data needs to be provided. Please embed fonts into paths in advance.

### Organising data delivery

The data can be stored on CD, DVD, and on all popular memory cards and USB flash drives. Larger amounts of data can be conveniently forwarded to us via data upload using one of the many providers on the Internet. Your personal REGIO-TEAM is happy to assist.

### Checking the quotation, layout and dimensions

After viewing the photo material, as the client you receive a detailed quotation that includes the cost of the layout package if required (separately charged). At the same time, as an attachment, you receive a non-colour-binding proof copy for checking the proportions and the dimensions. After careful checking of the quotation, please send us the binding order and print release. Alteration requests relating to dimensions, image sections and other design corrections are only possible within 24 hours of the order release. Any changes are calculated with the layout package 8060001.

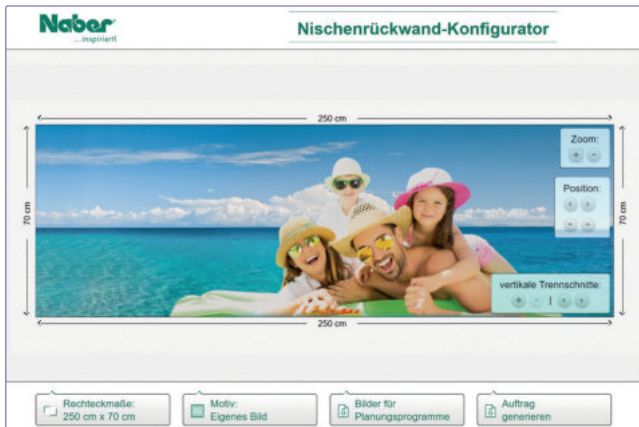

The delivery time is approx. 4 weeks after order release.

Data delivered is subject to a layout package:

Order no.	Item/Description	per pc. excl. VAT
8060001	layout package	97.48 €
8060002	notch	97.48 €

# Niche rear walls

MySCENEit®



MySCENEit®: Unique  
with the customer's own motifs



Your customer wishes to express his own personal taste when designing a niche rear wall? Offer him all the possibilities to insert his favourite pictures with MySCENEit®. You contribute your expertise in the kitchen studio or directly on site and use the design functions of our free niche rear wall configurator.

With the configurator, it is quite simple to customise the individual motifs to the desired wall size, taking into account cut-outs and holes. In this way, a jointly developed design solution produces a rear wall with a very individual character. A unique item that gives every kitchen a distinctive flair!

We charge a layout fee (8060001) for the format and production-appropriate design implementation, data checking and a maximum of two proofs. Cutting and shaping work (e.g. for extractor hoods and sockets) are charged at an additional fee (8060002).

### Prerequisites for the MySCENEit® decoration highlight with that personal touch:

- Accurate on-site measurement
- Maximum of 3 image files can be combined
- File formats: JPG, PDF, TIFF, PSD, PNG and EPS



For formats outside of the width-to-height ratio of 1:4, cut-out consultation is required. The scale shown above is not printed on the niche rear wall.

### PiCi® 61

Niche rear wall.

- aluminium composite or acrylic glass plate
- UV pressure protection laminate
- **H max. 700 mm**
- **L max. 3050 mm**
- **special sizes available on request**

<b>8061123</b>	aluminium, 3.5 mm, matt, price per m <sup>2</sup>	<b>535.29 €</b>
<b>8061124</b>	aluminium, 3.5 mm, glossy, price per m <sup>2</sup>	<b>535.29 €</b>
<b>8062123</b>	aluminium, 16 mm, matt, price per m <sup>2</sup>	<b>852.94 €</b>
<b>8062124</b>	aluminium, 16 mm, glossy, price per m <sup>2</sup>	<b>852.94 €</b>

<b>8063124</b>	acrylic, 3.5 mm, glossy, price per m <sup>2</sup>	<b>907.56 €</b>
<b>8064124</b>	acrylic, 16 mm, glossy, price per m <sup>2</sup>	<b>1109.24 €</b>

#### Optional accessories

<b>8060007</b>	magnetic film, for aluminium, price per m <sup>2</sup>	<b>312.61 €</b>
----------------	--	-----------------



For formats outside of the width-to-height ratio of 1:4, cut-out consultation is required. The scale shown above is not printed on the niche rear wall.

### PiCi® 74

Niche rear wall.

- aluminium composite or acrylic glass plate
- UV pressure protection laminate
- **H max. 700 mm**
- **L max. 3050 mm**
- **special sizes available on request**

<b>8061149</b>	aluminium, 3.5 mm, matt, price per m <sup>2</sup>	<b>535.29 €</b>
<b>8061150</b>	aluminium, 3.5 mm, glossy, price per m <sup>2</sup>	<b>535.29 €</b>
<b>8062149</b>	aluminium, 16 mm, matt, price per m <sup>2</sup>	<b>852.94 €</b>
<b>8062150</b>	aluminium, 16 mm, glossy, price per m <sup>2</sup>	<b>852.94 €</b>

<b>8063150</b>	acrylic, 3.5 mm, glossy, price per m <sup>2</sup>	<b>907.56 €</b>
<b>8064150</b>	acrylic, 16 mm, glossy, price per m <sup>2</sup>	<b>1109.24 €</b>

#### Optional accessories

<b>8060007</b>	magnetic film, for aluminium, price per m <sup>2</sup>	<b>312.61 €</b>
----------------	--	-----------------



For formats outside of the width-to-height ratio of 1:4, cut-out consultation is required. The scale shown above is not printed on the niche rear wall.

### PICi® 60

Niche rear wall.

- aluminium composite or acrylic glass plate
- UV pressure protection laminate
- H max. 700 mm
- L max. 3050 mm
- special sizes available on request

8061121	aluminium, 3.5 mm, matt, price per m <sup>2</sup>	535.29 €
---------	---	----------

8061122	aluminium, 3.5 mm, glossy, price per m <sup>2</sup>	535.29 €
---------	---	----------

8062121	aluminium, 16 mm, matt, price per m <sup>2</sup>	852.94 €
---------	--	----------


8062122	aluminium, 16 mm, glossy, price per m <sup>2</sup>	852.94 €
---------	--	----------

8063122	acrylic, 3.5 mm, glossy, price per m <sup>2</sup>	907.56 €
---------	---	----------

8064122	acrylic, 16 mm, glossy, price per m <sup>2</sup>	1109.24 €
---------	--	-----------

#### Optional accessories

8060007	magnetic film, for aluminium, price per m <sup>2</sup>	312.61 €
---------	--	----------



For formats outside of the width-to-height ratio of 1:4, cut-out consultation is required. The scale shown above is not printed on the niche rear wall.

### PICi® 67

Niche rear wall.

- aluminium composite or acrylic glass plate
- UV pressure protection laminate
- H max. 700 mm
- L max. 3050 mm
- special sizes available on request

8061135	aluminium, 3.5 mm, matt, price per m <sup>2</sup>	535.29 €
---------	---	----------

8061136	aluminium, 3.5 mm, glossy, price per m <sup>2</sup>	535.29 €
---------	---	----------

8062135	aluminium, 16 mm, matt, price per m <sup>2</sup>	852.94 €
---------	--	----------

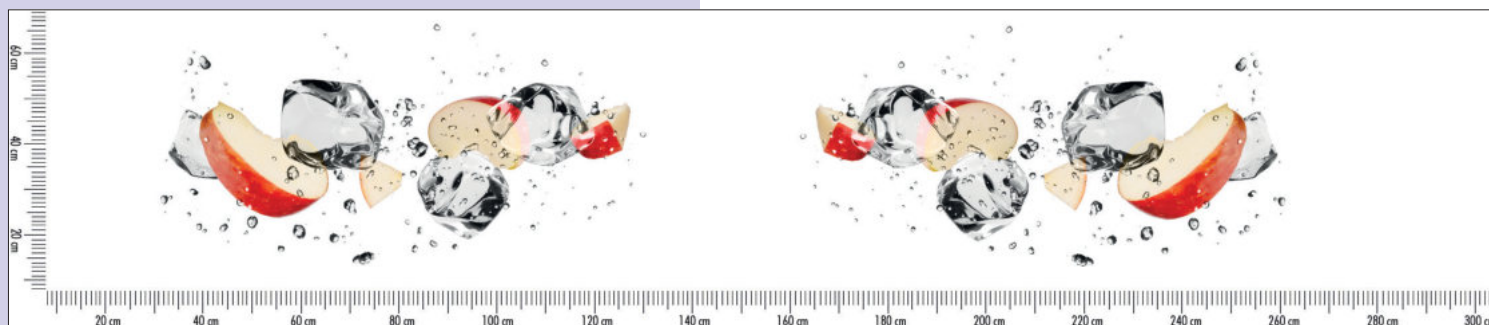
8062136	aluminium, 16 mm, glossy, price per m <sup>2</sup>	852.94 €
---------	--	----------

8063136	acrylic, 3.5 mm, glossy, price per m <sup>2</sup>	907.56 €
---------	---	----------

8064136	acrylic, 16 mm, glossy, price per m <sup>2</sup>	1109.24 €
---------	--	-----------

#### Optional accessories

8060007	magnetic film, for aluminium, price per m <sup>2</sup>	312.61 €
---------	--	----------



**Note:**

Individual designs can be freely selected, combined and positioned. Many other individual designs can be found in one of the many Internet media libraries such as Fotolia. The scale shown above is not printed on the niche rear wall.

**For this motif, a layout flat rate has to be charged for changes.**

For more information, see page 580–582/24 EN.

**PICi® 84**

Niche rear wall.

- aluminium composite or acrylic glass plate
- UV pressure protection laminate
- H max. 700 mm
- L max. 3050 mm
- special sizes available on request

8061170 aluminium, 3.5 mm, matt, price per m<sup>2</sup> 535.29 €

8061171 aluminium, 3.5 mm, glossy, price per m<sup>2</sup> 535.29 €

8062170 aluminium, 16 mm, matt, price per m<sup>2</sup> 852.94 €

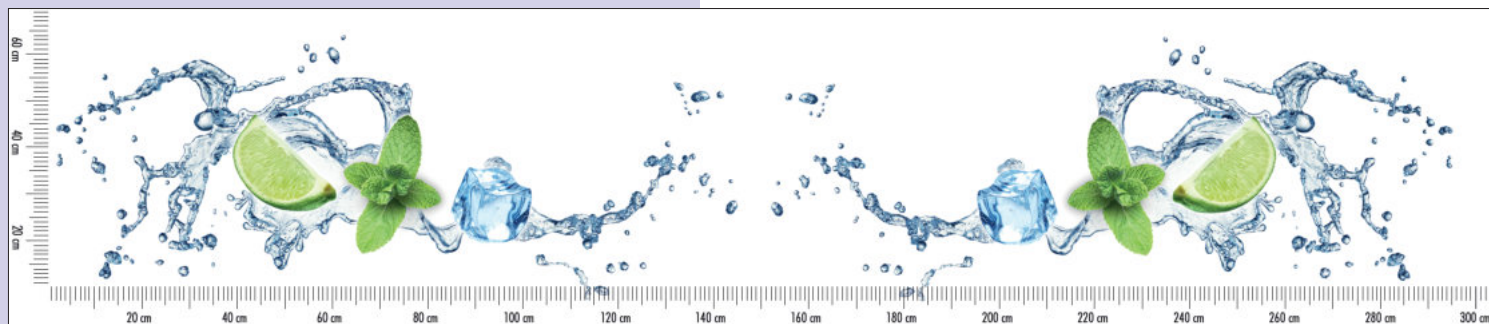
8062171 aluminium, 16 mm, glossy, price per m<sup>2</sup> 852.94 €

8063171 acrylic, 3.5 mm, glossy, price per m<sup>2</sup> 907.56 €

8064171 acrylic, 16 mm, glossy, price per m<sup>2</sup> 1109.24 €

**Optional accessories**

8060007 magnetic film, for aluminium, price per m<sup>2</sup> 312.61 €



**Note:**

Individual designs can be freely selected, combined and positioned. Many other individual designs can be found in one of the many Internet media libraries such as Fotolia. The scale shown above is not printed on the niche rear wall.

**For this motif, a layout flat rate has to be charged for changes.**

For more information, see page 580–582/24 EN.

**PICi® 86**

Niche rear wall.

- aluminium composite or acrylic glass plate
- UV pressure protection laminate
- H max. 700 mm
- L max. 3050 mm
- special sizes available on request

8061174 aluminium, 3.5 mm, matt, price per m<sup>2</sup> 535.29 €

8061175 aluminium, 3.5 mm, glossy, price per m<sup>2</sup> 535.29 €

8062174 aluminium, 16 mm, matt, price per m<sup>2</sup> 852.94 €


8062175 aluminium, 16 mm, glossy, price per m<sup>2</sup> 852.94 €

8063175 acrylic, 3.5 mm, glossy, price per m<sup>2</sup> 907.56 €

8064175 acrylic, 16 mm, glossy, price per m<sup>2</sup> 1109.24 €

**Optional accessories**

8060007 magnetic film, for aluminium, price per m<sup>2</sup> 312.61 €



**Note:**

Individual designs can be freely selected, combined and positioned. Many other individual designs can be found in one of the many Internet media libraries such as Fotolia. The scale shown above is not printed on the niche rear wall.

**For this motif, a layout flat rate has to be charged for changes.**

For more information, see page 580–582/24 EN.

**PiCi® 89**

Niche rear wall.

- aluminium composite or acrylic glass plate
- UV pressure protection laminate
- **H max. 700 mm**
- **L max. 3050 mm**
- **special sizes available on request**

**8061180** aluminium, 3.5 mm, matt, price per m<sup>2</sup> **535.29 €**

**8061181** aluminium, 3.5 mm, glossy, price per m<sup>2</sup> **535.29 €**

**8062180** aluminium, 16 mm, matt, price per m<sup>2</sup> **852.94 €**

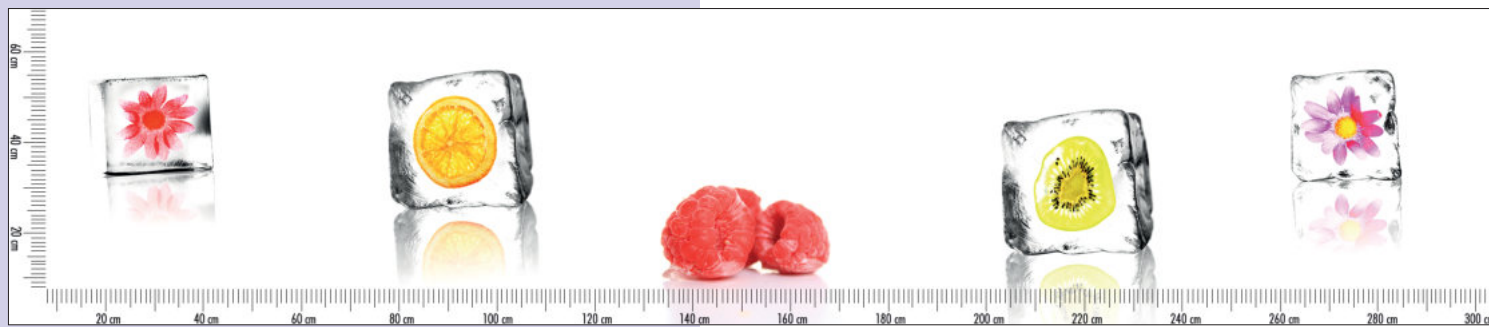
**8062181** aluminium, 16 mm, glossy, price per m<sup>2</sup> **852.94 €**

**8063181** acrylic, 3.5 mm, glossy, price per m<sup>2</sup> **907.56 €**

**8064181** acrylic, 16 mm, glossy, price per m<sup>2</sup> **1109.24 €**

**Optional accessories**

**8060007** magnetic film, for aluminium, price per m<sup>2</sup> **312.61 €**



For formats outside of the width-to-height ratio of 1:4, cut-out consultation is required. The scale shown above is not printed on the niche rear wall.

**PiCi® 104**

Niche rear wall.

- aluminium composite or acrylic glass plate
- UV pressure protection laminate
- **H max. 700 mm**
- **L max. 3050 mm**
- **special sizes available on request**

**8061210** aluminium, 3.5 mm, matt, price per m<sup>2</sup> **535.29 €**

**8061211** aluminium, 3.5 mm, glossy, price per m<sup>2</sup> **535.29 €**

**8062210** aluminium, 16 mm, matt, price per m<sup>2</sup> **852.94 €**

**8062211** aluminium, 16 mm, glossy, price per m<sup>2</sup> **852.94 €**


**8063211** acrylic, 3.5 mm, glossy, price per m<sup>2</sup> **907.56 €**

**8064211** acrylic, 16 mm, glossy, price per m<sup>2</sup> **1109.24 €**

**Optional accessories**

**8060007** magnetic film, for aluminium, price per m<sup>2</sup> **312.61 €**





**Note:**

Individual designs can be freely selected, combined and positioned. Many other individual designs can be found in one of the many Internet media libraries such as Fotolia. The scale shown above is not printed on the niche rear wall.

**For this motif, a layout flat rate has to be charged for changes.**


For more information, see page 580–582/24 EN.

**PICi® 105**

Niche rear wall.

- aluminium composite or acrylic glass plate
- UV pressure protection laminate
- H max. 700 mm
- L max. 3050 mm
- special sizes available on request

8061212	aluminium, 3.5 mm, matt, price per m <sup>2</sup>	535.29 €
8061213	aluminium, 3.5 mm, glossy, price per m <sup>2</sup>	535.29 €
8062212	aluminium, 16 mm, matt, price per m <sup>2</sup>	852.94 €
8062213	aluminium, 16 mm, glossy, price per m <sup>2</sup>	852.94 €
<b>Optional accessories</b>		
8060007	magnetic film, for aluminium, price per m <sup>2</sup>	312.61 €



**Note:**

Individual designs can be freely selected, combined and positioned. Many other individual designs can be found in one of the many Internet media libraries such as Fotolia. The scale shown above is not printed on the niche rear wall.

**For this motif, a layout flat rate has to be charged for changes.**

For more information, see page 580–582/24 EN.

**PICi® 106**

Niche rear wall.

- aluminium composite or acrylic glass plate
- UV pressure protection laminate
- H max. 700 mm
- L max. 3050 mm
- special sizes available on request

8061214	aluminium, 3.5 mm, matt, price per m <sup>2</sup>	535.29 €
8061215	aluminium, 3.5 mm, glossy, price per m <sup>2</sup>	535.29 €
8062214	aluminium, 16 mm, matt, price per m <sup>2</sup>	852.94 €
8062215	aluminium, 16 mm, glossy, price per m <sup>2</sup>	852.94 €
<b>Optional accessories</b>		
8060007	magnetic film, for aluminium, price per m <sup>2</sup>	312.61 €



**Note:**

Individual designs can be freely selected, combined and positioned. Many other individual designs can be found in one of the many Internet media libraries such as Fotolia. The scale shown above is not printed on the niche rear wall.

**For this motif, a layout flat rate has to be charged for changes.**

For more information, see page 580–582/24 EN.

**PiCi® 90**

Niche rear wall.

- aluminium composite or acrylic glass plate
- UV pressure protection laminate
- **H max. 700 mm**
- **L max. 3050 mm**
- **special sizes available on request**

**8061182** aluminium, 3.5 mm, matt, price per m<sup>2</sup> **535.29 €**

**8061183** aluminium, 3.5 mm, glossy, price per m<sup>2</sup> **535.29 €**

**8062182** aluminium, 16 mm, matt, price per m<sup>2</sup> **852.94 €**

**8062183** aluminium, 16 mm, glossy, price per m<sup>2</sup> **852.94 €**

**8063183** acrylic, 3.5 mm, glossy, price per m<sup>2</sup> **907.56 €**

**8064183** acrylic, 16 mm, glossy, price per m<sup>2</sup> **1109.24 €**

**Optional accessories**

**8060007** magnetic film, for aluminium, price per m<sup>2</sup> **312.61 €**



For formats outside of the width-to-height ratio of 1:4, cut-out consultation is required. The scale shown above is not printed on the niche rear wall.

**PiCi® 66**

Niche rear wall.

- aluminium composite or acrylic glass plate
- UV pressure protection laminate
- **H max. 700 mm**
- **L max. 3050 mm**
- **special sizes available on request**

**8061133** aluminium, 3.5 mm, matt, price per m<sup>2</sup> **535.29 €**

**8061134** aluminium, 3.5 mm, glossy, price per m<sup>2</sup> **535.29 €**

**8062133** aluminium, 16 mm, matt, price per m<sup>2</sup> **852.94 €**


**8062134** aluminium, 16 mm, glossy, price per m<sup>2</sup> **852.94 €**

**8063134** acrylic, 3.5 mm, glossy, price per m<sup>2</sup> **907.56 €**

**8064134** acrylic, 16 mm, glossy, price per m<sup>2</sup> **1109.24 €**

**Optional accessories**

**8060007** magnetic film, for aluminium, price per m<sup>2</sup> **312.61 €**



For formats outside of the width-to-height ratio of 1:4, cut-out consultation is required. The scale shown above is not printed on the niche rear wall.

**PiCi® 77**

- Niche rear wall.
- aluminium composite or acrylic glass plate
  - UV pressure protection laminate
  - H max. 700 mm
  - L max. 3050 mm
  - special sizes available on request

8061155	aluminium, 3.5 mm, matt, price per m <sup>2</sup>	535.29 €
8061156	aluminium, 3.5 mm, glossy, price per m <sup>2</sup>	535.29 €
8062155	aluminium, 16 mm, matt, price per m <sup>2</sup>	852.94 €
8062156	aluminium, 16 mm, glossy, price per m <sup>2</sup>	852.94 €
<b>Optional accessories</b>		
8060007	magnetic film, for aluminium, price per m <sup>2</sup>	312.61 €




For formats outside of the width-to-height ratio of 1:4, cut-out consultation is required. The scale shown above is not printed on the niche rear wall.

**PiCi® 91**

- Niche rear wall.
- aluminium composite or acrylic glass plate
  - UV pressure protection laminate
  - H max. 700 mm
  - L max. 3050 mm
  - special sizes available on request

8061184	aluminium, 3.5 mm, matt, price per m <sup>2</sup>	535.29 €
8061185	aluminium, 3.5 mm, glossy, price per m <sup>2</sup>	535.29 €
8062184	aluminium, 16 mm, matt, price per m <sup>2</sup>	852.94 €
8062185	aluminium, 16 mm, glossy, price per m <sup>2</sup>	852.94 €
<b>Optional accessories</b>		
8060007	magnetic film, for aluminium, price per m <sup>2</sup>	312.61 €



For formats outside of the width-to-height ratio of 1:4, cut-out consultation is required. The scale shown above is not printed on the niche rear wall.

### PICi® 92

- Niche rear wall.
- aluminium composite or acrylic glass plate
  - UV pressure protection laminate
  - H max. 700 mm
  - L max. 3050 mm
  - special sizes available on request

8061186	aluminium, 3.5 mm, matt, price per m <sup>2</sup>	535.29 €
8061187	aluminium, 3.5 mm, glossy, price per m <sup>2</sup>	535.29 €
8062186	aluminium, 16 mm, matt, price per m <sup>2</sup>	852.94 €
8062187	aluminium, 16 mm, glossy, price per m <sup>2</sup>	852.94 €
<hr/>		
8063187	acrylic, 3.5 mm, glossy, price per m <sup>2</sup>	907.56 €
8064187	acrylic, 16 mm, glossy, price per m <sup>2</sup>	1109.24 €
<hr/>		
<b>Optional accessories</b>		
8060007	magnetic film, for aluminium, price per m <sup>2</sup>	312.61 €



**Note:**

Individual designs can be freely selected, combined and positioned. Many other individual designs can be found in one of the many Internet media libraries such as Fotolia. The scale shown above is not printed on the niche rear wall.


**For this motif, a layout flat rate has to be charged for changes.**

For more information, see page 580–582/24 EN.

### PICi® 107

- Niche rear wall.
- aluminium composite or acrylic glass plate
  - UV pressure protection laminate
  - H max. 700 mm
  - L max. 3050 mm
  - special sizes available on request

8061216	aluminium, 3.5 mm, matt, price per m <sup>2</sup>	535.29 €
8061217	aluminium, 3.5 mm, glossy, price per m <sup>2</sup>	535.29 €
8062216	aluminium, 16 mm, matt, price per m <sup>2</sup>	852.94 €
8062217	aluminium, 16 mm, glossy, price per m <sup>2</sup>	852.94 €
<hr/>		
8063217	acrylic, 3.5 mm, glossy, price per m <sup>2</sup>	907.56 €
8064217	acrylic, 16 mm, glossy, price per m <sup>2</sup>	1109.24 €
<hr/>		
<b>Optional accessories</b>		
8060007	magnetic film, for aluminium, price per m <sup>2</sup>	312.61 €



For formats outside of the width-to-height ratio of 1:4, cut-out consultation is required. The scale shown above is not printed on the niche rear wall.

### PICi® 108

Niche rear wall.

- aluminium composite or acrylic glass plate
- UV pressure protection laminate
- **H max. 700 mm**
- **L max. 3050 mm**
- **special sizes available on request**

<b>8061232</b>	aluminium, 3.5 mm, matt, price per m <sup>2</sup>	<b>535.29 €</b>
<b>8061233</b>	aluminium, 3.5 mm, glossy, price per m <sup>2</sup>	<b>535.29 €</b>
<b>8062232</b>	aluminium, 16 mm, matt, price per m <sup>2</sup>	<b>852.94 €</b>
<b>8062233</b>	aluminium, 16 mm, glossy, price per m <sup>2</sup>	<b>852.94 €</b>
<hr/>		
<b>8063233</b>	acrylic, 3.5 mm, glossy, price per m <sup>2</sup>	<b>907.56 €</b>
<b>8064233</b>	acrylic, 16 mm, glossy, price per m <sup>2</sup>	<b>1109.24 €</b>
<hr/>		
<b>Optional accessories</b>		
<b>8060007</b>	magnetic film, for aluminium, price per m <sup>2</sup>	<b>312.61 €</b>



For formats outside of the width-to-height ratio of 1:4, cut-out consultation is required. The scale shown above is not printed on the niche rear wall.

### PICi® 78

Niche rear wall.

- aluminium composite or acrylic glass plate
- UV pressure protection laminate
- **H max. 700 mm**
- **L max. 3050 mm**
- **special sizes available on request**

<b>8061157</b>	aluminium, 3.5 mm, matt, price per m <sup>2</sup>	<b>535.29 €</b>
<b>8061158</b>	aluminium, 3.5 mm, glossy, price per m <sup>2</sup>	<b>535.29 €</b>
<b>8062157</b>	aluminium, 16 mm, matt, price per m <sup>2</sup>	<b>852.94 €</b>
<b>8062158</b>	aluminium, 16 mm, glossy, price per m <sup>2</sup>	<b>852.94 €</b>
<hr/>		
<b>8063158</b>	acrylic, 3.5 mm, glossy, price per m <sup>2</sup>	<b>907.56 €</b>
<b>8064158</b>	acrylic, 16 mm, glossy, price per m <sup>2</sup>	<b>1109.24 €</b>
<hr/>		
<b>Optional accessories</b>		
<b>8060007</b>	magnetic film, for aluminium, price per m <sup>2</sup>	<b>312.61 €</b>




For formats outside of the width-to-height ratio of 1:4, cut-out consultation is required. The scale shown above is not printed on the niche rear wall.

### PICi® 8

- Niche rear wall.
- aluminium composite or acrylic glass plate
  - UV pressure protection laminate
  - **H max. 700 mm**
  - **L max. 3050 mm**
  - **special sizes available on request**

<b>8061015</b>	aluminium, 3.5 mm, matt, price per m <sup>2</sup>	<b>535.29 €</b>
<b>8061016</b>	aluminium, 3.5 mm, glossy, price per m <sup>2</sup>	<b>535.29 €</b>
<b>8062015</b>	aluminium, 16 mm, matt, price per m <sup>2</sup>	<b>852.94 €</b>
<b>8062016</b>	aluminium, 16 mm, glossy, price per m <sup>2</sup>	<b>852.94 €</b>
<hr/>		
<b>8063016</b>	acrylic, 3.5 mm, glossy, price per m <sup>2</sup>	<b>907.56 €</b>
<b>8064016</b>	acrylic, 16 mm, glossy, price per m <sup>2</sup>	<b>1109.24 €</b>
<hr/>		
<b>Optional accessories</b>		
<b>8060007</b>	magnetic film, for aluminium, price per m <sup>2</sup>	<b>312.61 €</b>



For formats outside of the width-to-height ratio of 1:4, cut-out consultation is required. The scale shown above is not printed on the niche rear wall.

### PICi® 11

- Niche rear wall.
- aluminium composite or acrylic glass plate
  - UV pressure protection laminate
  - **H max. 700 mm**
  - **L max. 3050 mm**
  - **special sizes available on request**

<b>8061021</b>	aluminium, 3.5 mm, matt, price per m <sup>2</sup>	<b>535.29 €</b>
<b>8061022</b>	aluminium, 3.5 mm, glossy, price per m <sup>2</sup>	<b>535.29 €</b>
<b>8062021</b>	aluminium, 16 mm, matt, price per m <sup>2</sup>	<b>852.94 €</b>
<b>8062022</b>	aluminium, 16 mm, glossy, price per m <sup>2</sup>	<b>852.94 €</b>
<hr/>		
<b>8063022</b>	acrylic, 3.5 mm, glossy, price per m <sup>2</sup>	<b>907.56 €</b>
<b>8064022</b>	acrylic, 16 mm, glossy, price per m <sup>2</sup>	<b>1109.24 €</b>
<hr/>		
<b>Optional accessories</b>		
<b>8060007</b>	magnetic film, for aluminium, price per m <sup>2</sup>	<b>312.61 €</b>



For formats outside of the width-to-height ratio of 1:4, cut-out consultation is required. The scale shown above is not printed on the niche rear wall.

### PiCi® 7

Niche rear wall.

- aluminium composite or acrylic glass plate
- UV pressure protection laminate
- **H max. 700 mm**
- **L max. 3050 mm**
- **special sizes available on request**

<b>8061013</b> aluminium, 3.5 mm, matt, price per m <sup>2</sup>	<b>535.29 €</b>
--	-----------------

<b>8061014</b> aluminium, 3.5 mm, glossy, price per m <sup>2</sup>	<b>535.29 €</b>
--	-----------------

<b>8062013</b> aluminium, 16 mm, matt, price per m <sup>2</sup>	<b>852.94 €</b>
---	-----------------


<b>8062014</b> aluminium, 16 mm, glossy, price per m <sup>2</sup>	<b>852.94 €</b>
---	-----------------

<b>8063014</b> acrylic, 3.5 mm, glossy, price per m <sup>2</sup>	<b>907.56 €</b>
--	-----------------

<b>8064014</b> acrylic, 16 mm, glossy, price per m <sup>2</sup>	<b>1109.24 €</b>
---	------------------

#### Optional accessories

<b>8060007</b> magnetic film, for aluminium, price per m <sup>2</sup>	<b>312.61 €</b>
---	-----------------



For formats outside of the width-to-height ratio of 1:4, cut-out consultation is required. The scale shown above is not printed on the niche rear wall.

### PiCi® 110

Niche rear wall.

- aluminium composite or acrylic glass plate
- UV pressure protection laminate
- **H max. 700 mm**
- **L max. 3050 mm**
- **special sizes available on request**

<b>8061220</b> aluminium, 3.5 mm, matt, price per m <sup>2</sup>	<b>535.29 €</b>
--	-----------------

<b>8061221</b> aluminium, 3.5 mm, glossy, price per m <sup>2</sup>	<b>535.29 €</b>
--	-----------------

<b>8062220</b> aluminium, 16 mm, matt, price per m <sup>2</sup>	<b>852.94 €</b>
---	-----------------

<b>8062221</b> aluminium, 16 mm, glossy, price per m <sup>2</sup>	<b>852.94 €</b>
---	-----------------

<b>8063221</b> acrylic, 3.5 mm, glossy, price per m <sup>2</sup>	<b>907.56 €</b>
--	-----------------

<b>8064221</b> acrylic, 16 mm, glossy, price per m <sup>2</sup>	<b>1109.24 €</b>
---	------------------

#### Optional accessories

<b>8060007</b> magnetic film, for aluminium, price per m <sup>2</sup>	<b>312.61 €</b>
---	-----------------

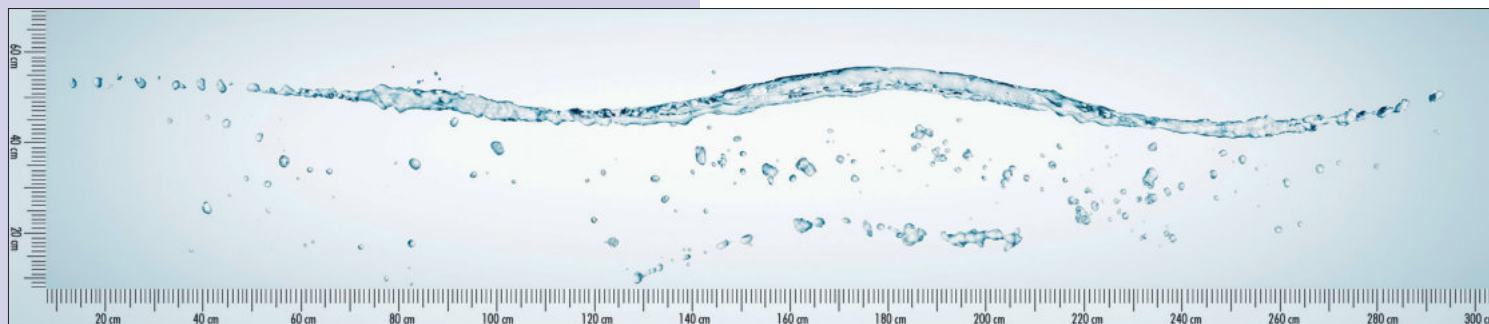


For formats outside of the width-to-height ratio of 1:4, cut-out consultation is required. The scale shown above is not printed on the niche rear wall.

### PICi® 109

- Niche rear wall.
- aluminium composite or acrylic glass plate
  - UV pressure protection laminate
  - **H max. 700 mm**
  - **L max. 3050 mm**
  - **special sizes available on request**

<b>8061218</b>	aluminium, 3.5 mm, matt, price per m <sup>2</sup>	<b>535.29 €</b>
<b>8061219</b>	aluminium, 3.5 mm, glossy, price per m <sup>2</sup>	<b>535.29 €</b>
<b>8062218</b>	aluminium, 16 mm, matt, price per m <sup>2</sup>	<b>852.94 €</b>
<b>8062219</b>	aluminium, 16 mm, glossy, price per m <sup>2</sup>	<b>852.94 €</b>
<b>8063219</b>	acrylic, 3.5 mm, glossy, price per m <sup>2</sup>	<b>907.56 €</b>
<b>8064219</b>	acrylic, 16 mm, glossy, price per m <sup>2</sup>	<b>1109.24 €</b>
<b>Optional accessories</b>		
<b>8060007</b>	magnetic film, for aluminium, price per m <sup>2</sup>	<b>312.61 €</b>




For formats outside of the width-to-height ratio of 1:4, cut-out consultation is required. The scale shown above is not printed on the niche rear wall.

### PICi® 75

- Niche rear wall.
- aluminium composite or acrylic glass plate
  - UV pressure protection laminate
  - **H max. 700 mm**
  - **L max. 3050 mm**
  - **special sizes available on request**

<b>8061151</b>	aluminium, 3.5 mm, matt, price per m <sup>2</sup>	<b>535.29 €</b>
<b>8061152</b>	aluminium, 3.5 mm, glossy, price per m <sup>2</sup>	<b>535.29 €</b>
<b>8062151</b>	Aluminium, 16 mm, matt, price per m <sup>2</sup>	<b>852.94 €</b>
<b>8062152</b>	aluminium, 16 mm, glossy, price per m <sup>2</sup>	<b>852.94 €</b>
<b>8063152</b>	acrylic, 3.5 mm, glossy, price per m <sup>2</sup>	<b>907.56 €</b>
<b>8064152</b>	acrylic, 16 mm, glossy, price per m <sup>2</sup>	<b>1109.24 €</b>
<b>Optional accessories</b>		
<b>8060007</b>	magnetic film, for aluminium, price per m <sup>2</sup>	<b>312.61 €</b>






For formats outside of the width-to-height ratio of 1:4, cut-out consultation is required. The scale shown above is not printed on the niche rear wall.

### PICi® 102

- Niche rear wall.
- aluminium composite or acrylic glass plate
  - UV pressure protection laminate
  - H max. 700 mm
  - L max. 3050 mm
  - special sizes available on request

8061206	aluminium, 3.5 mm, matt, price per m <sup>2</sup>	535.29 €
8061207	aluminium, 3.5 mm, glossy, price per m <sup>2</sup>	535.29 €
8062206	aluminium, 16 mm, matt, price per m <sup>2</sup>	852.94 €
8062207	aluminium, 16 mm, glossy, price per m <sup>2</sup>	852.94 €
<hr/>		
8063207	acrylic, 3.5 mm, glossy, price per m <sup>2</sup>	907.56 €
8064207	acrylic, 16 mm, glossy, price per m <sup>2</sup>	1109.24 €
<hr/>		
<b>Optional accessories</b>		
8060007	magnetic film, for aluminium, price per m <sup>2</sup>	312.61 €




For formats outside of the width-to-height ratio of 1:4, cut-out consultation is required. The scale shown above is not printed on the niche rear wall.

### PICi® 14

- Niche rear wall.
- aluminium composite or acrylic glass plate
  - UV pressure protection laminate
  - H max. 700 mm
  - L max. 3050 mm
  - special sizes available on request

8061027	aluminium, 3.5 mm, matt, price per m <sup>2</sup>	535.29 €
8061028	aluminium, 3.5 mm, glossy, price per m <sup>2</sup>	535.29 €
8062027	aluminium, 16 mm, matt, price per m <sup>2</sup>	852.94 €
8062028	aluminium, 16 mm, glossy, price per m <sup>2</sup>	852.94 €
<hr/>		
8063028	acrylic, 3.5 mm, glossy, price per m <sup>2</sup>	907.56 €
8064028	acrylic, 16 mm, glossy, price per m <sup>2</sup>	1109.24 €
<hr/>		
<b>Optional accessories</b>		
8060007	magnetic film, for aluminium, price per m <sup>2</sup>	312.61 €



For formats outside of the width-to-height ratio of 1:4, cut-out consultation is required. The scale shown above is not printed on the niche rear wall.

### PICi® 76

Niche rear wall.

- aluminium composite or acrylic glass plate
- UV pressure protection laminate
- H max. 700 mm
- L max. 3050 mm
- special sizes available on request

8061153	aluminium, 3.5 mm, matt, price per m <sup>2</sup>	535.29 €
---------	---	----------

8061154	aluminium, 3.5 mm, glossy, price per m <sup>2</sup>	535.29 €
---------	---	----------

8062153	aluminium, 16 mm, matt, price per m <sup>2</sup>	852.94 €
---------	--	----------


8062154	aluminium, 16 mm, glossy, price per m <sup>2</sup>	852.94 €
---------	--	----------

8063154	acrylic, 3.5 mm, glossy, price per m <sup>2</sup>	907.56 €
---------	---	----------

8064154	acrylic, 16 mm, glossy, price per m <sup>2</sup>	1109.24 €
---------	--	-----------

#### Optional accessories

8060007	magnetic film, for aluminium, price per m <sup>2</sup>	312.61 €
---------	--	----------



For formats outside of the width-to-height ratio of 1:4, cut-out consultation is required. The scale shown above is not printed on the niche rear wall.

### PICi® 93

Niche rear wall.

- aluminium composite or acrylic glass plate
- UV pressure protection laminate
- H max. 700 mm
- L max. 3050 mm
- special sizes available on request

8061188	aluminium, 3.5 mm, matt, price per m <sup>2</sup>	535.29 €
---------	---	----------

8061189	aluminium, 3.5 mm, glossy, price per m <sup>2</sup>	535.29 €
---------	---	----------

8062188	aluminium, 16 mm, matt, price per m <sup>2</sup>	852.94 €
---------	--	----------


8062189	aluminium, 16 mm, glossy, price per m <sup>2</sup>	852.94 €
---------	--	----------

8063189	acrylic, 3.5 mm, glossy, price per m <sup>2</sup>	907.56 €
---------	---	----------

8064189	acrylic, 16 mm, glossy, price per m <sup>2</sup>	1109.24 €
---------	--	-----------

#### Optional accessories

8060007	magnetic film, for aluminium, price per m <sup>2</sup>	312.61 €
---------	--	----------



For formats outside of the width-to-height ratio of 1:4, cut-out consultation is required. The scale shown above is not printed on the niche rear wall.

### PICi® 114

Niche rear wall.

- aluminium composite or acrylic glass plate
- UV pressure protection laminate
- **H max. 700 mm**
- **L max. 3050 mm**
- **special sizes available on request**

<b>8061226</b>	aluminium, 3.5 mm, matt, price per m <sup>2</sup>	<b>535.29 €</b>
<b>8061227</b>	aluminium, 3.5 mm, glossy, price per m <sup>2</sup>	<b>535.29 €</b>
<b>8062226</b>	aluminium, 16 mm, matt, price per m <sup>2</sup>	<b>852.94 €</b>
<b>8062227</b>	aluminium, 16 mm, glossy, price per m <sup>2</sup>	<b>852.94 €</b>
<hr/>		
<b>8063227</b>	acrylic, 3.5 mm, glossy, price per m <sup>2</sup>	<b>907.56 €</b>
<b>8064227</b>	acrylic, 16 mm, glossy, price per m <sup>2</sup>	<b>1109.24 €</b>
<hr/>		
<b>Optional accessories</b>		
<b>8060007</b>	magnetic film, for aluminium, price per m <sup>2</sup>	<b>312.61 €</b>



For formats outside of the width-to-height ratio of 1:4, cut-out consultation is required. The scale shown above is not printed on the niche rear wall.

### PICi® 115

Niche rear wall.

- aluminium composite or acrylic glass plate
- UV pressure protection laminate
- **H max. 700 mm**
- **L max. 3050 mm**
- **special sizes available on request**

<b>8061228</b>	aluminium, 3.5 mm, matt, price per m <sup>2</sup>	<b>535.29 €</b>
<b>8061229</b>	aluminium, 3.5 mm, glossy, price per m <sup>2</sup>	<b>535.29 €</b>
<b>8062228</b>	aluminium, 16 mm, matt, price per m <sup>2</sup>	<b>852.94 €</b>
<b>8062229</b>	aluminium, 16 mm, glossy, price per m <sup>2</sup>	<b>852.94 €</b>
<hr/>		
<b>8063229</b>	acrylic, 3.5 mm, glossy, price per m <sup>2</sup>	<b>907.56 €</b>
<b>8064229</b>	acrylic, 16 mm, glossy, price per m <sup>2</sup>	<b>1109.24 €</b>
<hr/>		
<b>Optional accessories</b>		
<b>8060007</b>	magnetic film, for aluminium, price per m <sup>2</sup>	<b>312.61 €</b>



For formats outside of the width-to-height ratio of 1:4, cut-out consultation is required. The scale shown above is not printed on the niche rear wall.

**PICi® 94**

- Niche rear wall.
- aluminium composite or acrylic glass plate
  - UV pressure protection laminate
  - **H max. 700 mm**
  - **L max. 3050 mm**
  - **special sizes available on request**

<b>8061190</b>	aluminium, 3.5 mm, matt, price per m <sup>2</sup>	<b>535.29 €</b>
<b>8061191</b>	aluminium, 3.5 mm, glossy, price per m <sup>2</sup>	<b>535.29 €</b>
<b>8062190</b>	aluminium, 16 mm, matt, price per m <sup>2</sup>	<b>852.94 €</b>
<b>8062191</b>	aluminium, 16 mm, glossy, price per m <sup>2</sup>	<b>852.94 €</b>
<b>8063191</b>	acrylic, 3.5 mm, glossy, price per m <sup>2</sup>	<b>907.56 €</b>
<b>8064191</b>	acrylic, 16 mm, glossy, price per m <sup>2</sup>	<b>1109.24 €</b>
<b>Optional accessories</b>		
<b>8060007</b>	magnetic film, for aluminium, price per m <sup>2</sup>	<b>312.61 €</b>




For formats outside of the width-to-height ratio of 1:4, cut-out consultation is required. The scale shown above is not printed on the niche rear wall.

**PICi® 95**

- Niche rear wall.
- aluminium composite or acrylic glass plate
  - UV pressure protection laminate
  - **H max. 700 mm**
  - **L max. 3050 mm**
  - **special sizes available on request**

<b>8061192</b>	aluminium, 3.5 mm, matt, price per m <sup>2</sup>	<b>535.29 €</b>
<b>8061193</b>	aluminium, 3.5 mm, glossy, price per m <sup>2</sup>	<b>535.29 €</b>
<b>8062192</b>	aluminium, 16 mm, matt, price per m <sup>2</sup>	<b>852.94 €</b>
<b>8062193</b>	aluminium, 16 mm, glossy, price per m <sup>2</sup>	<b>852.94 €</b>
<b>8063193</b>	acrylic, 3.5 mm, glossy, price per m <sup>2</sup>	<b>907.56 €</b>
<b>8064193</b>	acrylic, 16 mm, glossy, price per m <sup>2</sup>	<b>1109.24 €</b>
<b>Optional accessories</b>		
<b>8060007</b>	magnetic film, for aluminium, price per m <sup>2</sup>	<b>312.61 €</b>




For formats outside of the width-to-height ratio of 1:4, cut-out consultation is required. The scale shown above is not printed on the niche rear wall.

**PICi® 96**

- Niche rear wall.
- aluminium composite or acrylic glass plate
  - UV pressure protection laminate
  - **H max. 700 mm**
  - **L max. 3050 mm**
  - **special sizes available on request**

<b>8061194</b>	aluminium, 3.5 mm, matt, price per m <sup>2</sup>	<b>535.29 €</b>
<b>8061195</b>	aluminium, 3.5 mm, glossy, price per m <sup>2</sup>	<b>535.29 €</b>
<b>8062194</b>	aluminium, 16 mm, matt, price per m <sup>2</sup>	<b>852.94 €</b>
<b>8062195</b>	aluminium, 16 mm, glossy, price per m <sup>2</sup>	<b>852.94 €</b>
<b>Optional accessories</b>		
<b>8060007</b>	magnetic film, for aluminium, price per m <sup>2</sup>	<b>312.61 €</b>




For formats outside of the width-to-height ratio of 1:4, cut-out consultation is required. The scale shown above is not printed on the niche rear wall.

**PICi® 112**

- Niche rear wall.
- aluminium composite or acrylic glass plate
  - UV pressure protection laminate
  - **H max. 700 mm**
  - **L max. 3050 mm**
  - **special sizes available on request**

<b>8061224</b>	aluminium, 3.5 mm, matt, price per m <sup>2</sup>	<b>535.29 €</b>
<b>8061225</b>	aluminium, 3.5 mm, glossy, price per m <sup>2</sup>	<b>535.29 €</b>
<b>8062224</b>	aluminium, 16 mm, matt, price per m <sup>2</sup>	<b>852.94 €</b>
<b>8062225</b>	aluminium, 16 mm, glossy, price per m <sup>2</sup>	<b>852.94 €</b>
<b>Optional accessories</b>		
<b>8060007</b>	magnetic film, for aluminium, price per m <sup>2</sup>	<b>312.61 €</b>



For formats outside of the width-to-height ratio of 1:4, cut-out consultation is required. The scale shown above is not printed on the niche rear wall.

### PICi® 111

Niche rear wall.

- aluminium composite or acrylic glass plate
- UV pressure protection laminate
- H max. 700 mm
- L max. 3050 mm
- special sizes available on request

<b>8061222</b>	aluminium, 3.5 mm, matt, price per m <sup>2</sup>	<b>535.29 €</b>
<b>8061223</b>	aluminium, 3.5 mm, glossy, price per m <sup>2</sup>	<b>535.29 €</b>
<b>8062222</b>	aluminium, 16 mm, matt, price per m <sup>2</sup>	<b>852.94 €</b>
<b>8062223</b>	aluminium, 16 mm, glossy, price per m <sup>2</sup>	<b>852.94 €</b>
<b>8063223</b>	acrylic, 3.5 mm, glossy, price per m <sup>2</sup>	<b>907.56 €</b>
<b>8064223</b>	acrylic, 16 mm, glossy, price per m <sup>2</sup>	<b>1109.24 €</b>
<b>Optional accessories</b>		
<b>8060007</b>	magnetic film, for aluminium, price per m <sup>2</sup>	<b>312.61 €</b>



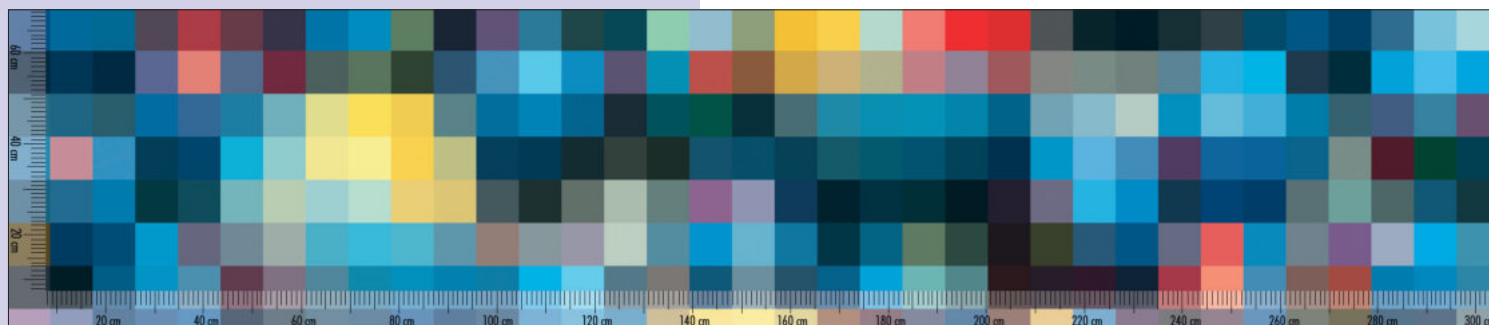
For formats outside of the width-to-height ratio of 1:4, cut-out consultation is required. The scale shown above is not printed on the niche rear wall.

### PICi® 101

Niche rear wall.

- aluminium composite or acrylic glass plate
- UV pressure protection laminate
- H max. 700 mm
- L max. 3050 mm
- special sizes available on request

<b>8061204</b>	aluminium, 3.5 mm, matt, price per m <sup>2</sup>	<b>535.29 €</b>
<b>8061205</b>	aluminium, 3.5 mm, glossy, price per m <sup>2</sup>	<b>535.29 €</b>
<b>8062204</b>	aluminium, 16 mm, matt, price per m <sup>2</sup>	<b>852.94 €</b>
<b>8062205</b>	aluminium, 16 mm, glossy, price per m <sup>2</sup>	<b>852.94 €</b>
<b>8063205</b>	acrylic, 3.5 mm, glossy, price per m <sup>2</sup>	<b>907.56 €</b>
<b>8064205</b>	acrylic, 16 mm, glossy, price per m <sup>2</sup>	<b>1109.24 €</b>
<b>Optional accessories</b>		
<b>8060007</b>	magnetic film, for aluminium, price per m <sup>2</sup>	<b>312.61 €</b>



For formats outside of the width-to-height ratio of 1:4, cut-out consultation is required. The scale shown above is not printed on the niche rear wall.

### PiCi® 29

- Niche rear wall.
- aluminium composite or acrylic glass plate
  - UV pressure protection laminate
  - H max. 700 mm
  - L max. 3050 mm
  - special sizes available on request

<b>8061057</b>	aluminium, 3.5 mm, matt, price per m <sup>2</sup>	<b>535.29 €</b>
<b>8061058</b>	aluminium, 3.5 mm, glossy, price per m <sup>2</sup>	<b>535.29 €</b>
<b>8062057</b>	aluminium, 16 mm, matt, price per m <sup>2</sup>	<b>852.94 €</b>
<b>8062058</b>	aluminium, 16 mm, glossy, price per m <sup>2</sup>	<b>852.94 €</b>
<hr/>		
<b>8063058</b>	acrylic, 3.5 mm, glossy, price per m <sup>2</sup>	<b>907.56 €</b>
<b>8064058</b>	acrylic, 16 mm, glossy, price per m <sup>2</sup>	<b>1109.24 €</b>
<hr/>		
<b>Optional accessories</b>		
<b>8060007</b>	magnetic film, for aluminium, price per m <sup>2</sup>	<b>312.61 €</b>



For formats outside of the width-to-height ratio of 1:4, cut-out consultation is required. The scale shown above is not printed on the niche rear wall.

### PiCi® 129

- Niche rear wall.
- aluminium composite or acrylic glass plate
  - UV pressure protection laminate
  - H max. 700 mm
  - L max. 3050 mm
  - special sizes available on request

<b>8061243</b>	aluminium, 3.5 mm, matt, price per m <sup>2</sup>	<b>535.29 €</b>
<b>8061244</b>	aluminium, 3.5 mm, glossy, price per m <sup>2</sup>	<b>535.29 €</b>
<b>8062243</b>	aluminium, 16 mm, matt, price per m <sup>2</sup>	<b>852.94 €</b>
<b>8062244</b>	aluminium, 16 mm, glossy, price per m <sup>2</sup>	<b>852.94 €</b>
<hr/>		
<b>8063243</b>	acrylic, 3.5 mm, glossy, price per m <sup>2</sup>	<b>907.56 €</b>
<b>8064243</b>	acrylic, 16 mm, glossy, price per m <sup>2</sup>	<b>1109.24 €</b>
<hr/>		
<b>Optional accessories</b>		
<b>8060007</b>	magnetic film, for aluminium, price per m <sup>2</sup>	<b>312.61 €</b>




For formats outside of the width-to-height ratio of 1:4, cut-out consultation is required. The scale shown above is not printed on the niche rear wall.

**PICi® 130**

- Niche rear wall.
- aluminium composite or acrylic glass plate
  - UV pressure protection laminate
  - **H max. 700 mm**
  - **L max. 3050 mm**
  - **special sizes available on request**

<b>8061261</b>	aluminium, 3.5 mm, matt, price per m <sup>2</sup>	<b>535.29 €</b>
<b>8061262</b>	aluminium, 3.5 mm, glossy, price per m <sup>2</sup>	<b>535.29 €</b>
<b>8062261</b>	aluminium, 16 mm, matt, price per m <sup>2</sup>	<b>852.94 €</b>
<b>8062262</b>	aluminium, 16 mm, glossy, price per m <sup>2</sup>	<b>852.94 €</b>
<b>8063261</b>	acrylic, 3.5 mm, glossy, price per m <sup>2</sup>	<b>907.56 €</b>
<b>8064261</b>	acrylic, 16 mm, glossy, price per m <sup>2</sup>	<b>1109.24 €</b>
<b>Optional accessories</b>		
<b>8060007</b>	magnetic film, for aluminium, price per m <sup>2</sup>	<b>312.61 €</b>




For formats outside of the width-to-height ratio of 1:4, cut-out consultation is required. The scale shown above is not printed on the niche rear wall.

**PICi® 131**

- Niche rear wall.
- aluminium composite or acrylic glass plate
  - UV pressure protection laminate
  - **H max. 700 mm**
  - **L max. 3050 mm**
  - **special sizes available on request**

<b>8061263</b>	aluminium, 3.5 mm, matt, price per m <sup>2</sup>	<b>535.29 €</b>
<b>8061264</b>	aluminium, 3.5 mm, glossy, price per m <sup>2</sup>	<b>535.29 €</b>
<b>8062263</b>	aluminium, 16 mm, matt, price per m <sup>2</sup>	<b>852.94 €</b>
<b>8062264</b>	aluminium, 16 mm, glossy, price per m <sup>2</sup>	<b>852.94 €</b>
<b>8063263</b>	acrylic, 3.5 mm, glossy, price per m <sup>2</sup>	<b>907.56 €</b>
<b>8064263</b>	acrylic, 16 mm, glossy, price per m <sup>2</sup>	<b>1109.24 €</b>
<b>Optional accessories</b>		
<b>8060007</b>	magnetic film, for aluminium, price per m <sup>2</sup>	<b>312.61 €</b>





For formats outside of the width-to-height ratio of 1:4, cut-out consultation is required. The scale shown above is not printed on the niche rear wall.

### PICi® 117

Niche rear wall.


- aluminium composite or acrylic glass plate
- UV pressure protection laminate
- **H max. 700 mm**
- **L max. 3050 mm**
- **special sizes available on request**

<b>8061249</b>	aluminium, 3.5 mm, matt, price per m <sup>2</sup>	<b>535.29 €</b>
<b>8061250</b>	aluminium, 3.5 mm, glossy, price per m <sup>2</sup>	<b>535.29 €</b>
<b>8062249</b>	aluminium, 16 mm, matt, price per m <sup>2</sup>	<b>852.94 €</b>
<b>8062250</b>	aluminium, 16 mm, glossy, price per m <sup>2</sup>	<b>852.94 €</b>

<b>8063249</b>	acrylic, 3.5 mm, glossy, price per m <sup>2</sup>	<b>907.56 €</b>
<b>8064249</b>	acrylic, 16 mm, glossy, price per m <sup>2</sup>	<b>1109.24 €</b>

#### Optional accessories

<b>8060007</b>	magnetic film, for aluminium, price per m <sup>2</sup>	<b>312.61 €</b>
----------------	--	-----------------



For formats outside of the width-to-height ratio of 1:4, cut-out consultation is required. The scale shown above is not printed on the niche rear wall.

### PICi® 118

Niche rear wall.

- aluminium composite or acrylic glass plate
- UV pressure protection laminate
- **H max. 700 mm**
- **L max. 3050 mm**
- **special sizes available on request**

<b>8061251</b>	aluminium, 3.5 mm, matt, price per m <sup>2</sup>	<b>535.29 €</b>
<b>8061252</b>	aluminium, 3.5 mm, glossy, price per m <sup>2</sup>	<b>535.29 €</b>
<b>8062251</b>	aluminium, 16 mm, matt, price per m <sup>2</sup>	<b>852.94 €</b>
<b>8062252</b>	aluminium, 16 mm, glossy, price per m <sup>2</sup>	<b>852.94 €</b>

<b>8063251</b>	acrylic, 3.5 mm, glossy, price per m <sup>2</sup>	<b>907.56 €</b>
<b>8064251</b>	acrylic, 16 mm, glossy, price per m <sup>2</sup>	<b>1109.24 €</b>

#### Optional accessories

<b>8060007</b>	magnetic film, for aluminium, price per m <sup>2</sup>	<b>312.61 €</b>
----------------	--	-----------------



**Note:**

Individual designs can be freely selected, combined and positioned. Many other individual designs can be found in one of the many Internet media libraries such as Fotolia. The scale shown above is not printed on the niche rear wall.

**For this motif, a layout flat rate has to be charged for changes.**

For more information, see page 580–582/24 EN.

**PICi® 121**

Niche rear wall.

- aluminium composite or acrylic glass plate
- UV pressure protection laminate
- H max. 700 mm
- L max. 3050 mm
- special sizes available on request

<b>8061236</b>	aluminium, 3.5 mm, matt, price per m <sup>2</sup>	<b>535.29 €</b>
<b>8061237</b>	aluminium, 3.5 mm, glossy, price per m <sup>2</sup>	<b>535.29 €</b>
<b>8062236</b>	aluminium, 16 mm, matt, price per m <sup>2</sup>	<b>852.94 €</b>
<b>8062237</b>	aluminium, 16 mm, glossy, price per m <sup>2</sup>	<b>852.94 €</b>

<b>8063236</b>	acrylic, 3.5 mm, glossy, price per m <sup>2</sup>	<b>907.56 €</b>
<b>8064236</b>	acrylic, 16 mm, glossy, price per m <sup>2</sup>	<b>1109.24 €</b>

**Optional accessories**

<b>8060007</b>	magnetic film, for aluminium, price per m <sup>2</sup>	<b>312.61 €</b>
----------------	--	-----------------



**Note:**

Individual designs can be freely selected, combined and positioned. Many other individual designs can be found in one of the many Internet media libraries such as Fotolia. The scale shown above is not printed on the niche rear wall.

**For this motif, a layout flat rate has to be charged for changes.**

For more information, see page 580–582/24 EN.

**PICi® 122**

Niche rear wall.

- aluminium composite or acrylic glass plate
- UV pressure protection laminate
- H max. 700 mm
- L max. 3050 mm
- special sizes available on request

<b>8061234</b>	aluminium, 3.5 mm, matt, price per m <sup>2</sup>	<b>535.29 €</b>
<b>8061235</b>	aluminium, 3.5 mm, glossy, price per m <sup>2</sup>	<b>535.29 €</b>
<b>8062234</b>	aluminium, 16 mm, matt, price per m <sup>2</sup>	<b>852.94 €</b>
<b>8062235</b>	aluminium, 16 mm, glossy, price per m <sup>2</sup>	<b>852.94 €</b>

<b>8063234</b>	acrylic, 3.5 mm, glossy, price per m <sup>2</sup>	<b>907.56 €</b>
<b>8064234</b>	acrylic, 16 mm, glossy, price per m <sup>2</sup>	<b>1109.24 €</b>

**Optional accessories**

<b>8060007</b>	magnetic film, for aluminium, price per m <sup>2</sup>	<b>312.61 €</b>
----------------	--	-----------------



For formats outside of the width-to-height ratio of 1:4, cut-out consultation is required. The scale shown above is not printed on the niche rear wall.

### PICi® 123

Niche rear wall.


- aluminium composite or acrylic glass plate
- UV pressure protection laminate
- H max. 700 mm
- L max. 3050 mm
- special sizes available on request

8061265	aluminium, 3.5 mm, matt, price per m <sup>2</sup>	535.29 €
8061266	aluminium, 3.5 mm, glossy, price per m <sup>2</sup>	535.29 €
8062265	aluminium, 16 mm, matt, price per m <sup>2</sup>	852.94 €
8062266	aluminium, 16 mm, glossy, price per m <sup>2</sup>	852.94 €

8063265	acrylic, 3.5 mm, glossy, price per m <sup>2</sup>	907.56 €
8064265	acrylic, 16 mm, glossy, price per m <sup>2</sup>	1109.24 €

#### Optional accessories

8060007	magnetic film, for aluminium, price per m <sup>2</sup>	312.61 €
---------	--	----------



For formats outside of the width-to-height ratio of 1:4, cut-out consultation is required. The scale shown above is not printed on the niche rear wall.

### PICi® 119

Niche rear wall.

- aluminium composite or acrylic glass plate
- UV pressure protection laminate
- H max. 700 mm
- L max. 3050 mm
- special sizes available on request

8061239	aluminium, 3.5 mm, matt, price per m <sup>2</sup>	535.29 €
8061240	aluminium, 3.5 mm, glossy, price per m <sup>2</sup>	535.29 €
8062239	aluminium, 16 mm, matt, price per m <sup>2</sup>	852.94 €
8062240	aluminium, 16 mm, glossy, price per m <sup>2</sup>	852.94 €

8063239	acrylic, 3.5 mm, glossy, price per m <sup>2</sup>	907.56 €
8064239	acrylic, 16 mm, glossy, price per m <sup>2</sup>	1109.24 €

#### Optional accessories

8060007	magnetic film, for aluminium, price per m <sup>2</sup>	312.61 €
---------	--	----------



For formats outside of the width-to-height ratio of 1:4, cut-out consultation is required. The scale shown above is not printed on the niche rear wall.

### PICi® 116

Niche rear wall.

- aluminium composite or acrylic glass plate
- UV pressure protection laminate
- H max. 700 mm
- L max. 3050 mm
- special sizes available on request

8061245	aluminium, 3.5 mm, matt, price per m <sup>2</sup>	535.29 €
8061246	aluminium, 3.5 mm, glossy, price per m <sup>2</sup>	535.29 €
8062245	aluminium, 16 mm, matt, price per m <sup>2</sup>	852.94 €
8062246	aluminium, 16 mm, glossy, price per m <sup>2</sup>	852.94 €

8063245	acrylic, 3.5 mm, glossy, price per m <sup>2</sup>	907.56 €
8064245	acrylic, 16 mm, glossy, price per m <sup>2</sup>	1109.24 €

#### Optional accessories

8060007	magnetic film, for aluminium, price per m <sup>2</sup>	312.61 €
---------	--	----------



For formats outside of the width-to-height ratio of 1:4, cut-out consultation is required. The scale shown above is not printed on the niche rear wall.

### PICi® 124

Niche rear wall.


- aluminium composite or acrylic glass plate
- UV pressure protection laminate
- H max. 700 mm
- L max. 3050 mm
- special sizes available on request

8061247	aluminium, 3.5 mm, matt, price per m <sup>2</sup>	535.29 €
8061248	aluminium, 3.5 mm, glossy, price per m <sup>2</sup>	535.29 €
8062247	aluminium, 16 mm, matt, price per m <sup>2</sup>	852.94 €
8062248	aluminium, 16 mm, glossy, price per m <sup>2</sup>	852.94 €

8063247	acrylic, 3.5 mm, glossy, price per m <sup>2</sup>	907.56 €
8064247	acrylic, 16 mm, glossy, price per m <sup>2</sup>	1109.24 €

#### Optional accessories

8060007	magnetic film, for aluminium, price per m <sup>2</sup>	312.61 €
---------	--	----------



For formats outside of the width-to-height ratio of 1:4, cut-out consultation is required. The scale shown above is not printed on the niche rear wall.

### PICi® 125

Niche rear wall.

- aluminium composite or acrylic glass plate
- UV pressure protection laminate
- H max. 700 mm
- L max. 3050 mm
- special sizes available on request

8061241	aluminium, 3.5 mm, matt, price per m <sup>2</sup>	535.29 €
8061242	aluminium, 3.5 mm, glossy, price per m <sup>2</sup>	535.29 €
8062241	aluminium, 16 mm, matt, price per m <sup>2</sup>	852.94 €
8062242	aluminium, 16 mm, glossy, price per m <sup>2</sup>	852.94 €

8063241	acrylic, 3.5 mm, glossy, price per m <sup>2</sup>	907.56 €
8064241	acrylic, 16 mm, glossy, price per m <sup>2</sup>	1109.24 €

#### Optional accessories

8060007	magnetic film, for aluminium, price per m <sup>2</sup>	312.61 €
---------	--	----------



For formats outside of the width-to-height ratio of 1:4, cut-out consultation is required. The scale shown above is not printed on the niche rear wall.

### PICi® 127

Niche rear wall.

- aluminium composite or acrylic glass plate
- UV pressure protection laminate
- H max. 700 mm
- L max. 3050 mm
- special sizes available on request

8061253	aluminium, 3.5 mm, matt, price per m <sup>2</sup>	535.29 €
8061254	aluminium, 3.5 mm, glossy, price per m <sup>2</sup>	535.29 €
8062253	aluminium, 16 mm, matt, price per m <sup>2</sup>	852.94 €
8062254	aluminium, 16 mm, glossy, price per m <sup>2</sup>	852.94 €

8063253	acrylic, 3.5 mm, glossy, price per m <sup>2</sup>	907.56 €
8064253	acrylic, 16 mm, glossy, price per m <sup>2</sup>	1109.24 €

#### Optional accessories

8060007	magnetic film, for aluminium, price per m <sup>2</sup>	312.61 €
---------	--	----------



For formats outside of the width-to-height ratio of 1:4, cut-out consultation is required. The scale shown above is not printed on the niche rear wall.

### PICi® 120

Niche rear wall.

- aluminium composite or acrylic glass plate
- UV pressure protection laminate
- H max. 700 mm
- L max. 3050 mm
- special sizes available on request

8061255	aluminium, 3.5 mm, matt, price per m <sup>2</sup>	535.29 €
8061256	aluminium, 3.5 mm, glossy, price per m <sup>2</sup>	535.29 €
8062255	aluminium, 16 mm, matt, price per m <sup>2</sup>	852.94 €
8062256	aluminium, 16 mm, glossy, price per m <sup>2</sup>	852.94 €

8063255	acrylic, 3.5 mm, glossy, price per m <sup>2</sup>	907.56 €
8064255	acrylic, 16 mm, glossy, price per m <sup>2</sup>	1109.24 €

#### Optional accessories

8060007	magnetic film, for aluminium, price per m <sup>2</sup>	312.61 €
---------	--	----------



#### Note:

Individual designs can be freely selected, combined and positioned. Many other individual designs can be found in one of the many Internet media libraries such as Fotolia. The scale shown above is not printed on the niche rear wall.

**For this motif, a layout flat rate has to be charged for changes.**

For more information, see page 580–582/24 EN.

### PICi® 126

Niche rear wall.


- aluminium composite or acrylic glass plate
- UV pressure protection laminate
- H max. 700 mm
- L max. 3050 mm
- special sizes available on request

8061257	aluminium, 3.5 mm, matt, price per m <sup>2</sup>	535.29 €
8061258	aluminium, 3.5 mm, glossy, price per m <sup>2</sup>	535.29 €
8062257	aluminium, 16 mm, matt, price per m <sup>2</sup>	852.94 €
8062258	aluminium, 16 mm, glossy, price per m <sup>2</sup>	852.94 €

8063257	acrylic, 3.5 mm, glossy, price per m <sup>2</sup>	907.56 €
8064257	acrylic, 16 mm, glossy, price per m <sup>2</sup>	1109.24 €

#### Optional accessories

8060007	magnetic film, for aluminium, price per m <sup>2</sup>	312.61 €
---------	--	----------




For formats outside of the width-to-height ratio of 1:4, cut-out consultation is required. The scale shown above is not printed on the niche rear wall.

### PiCi® 128

Niche rear wall.

- aluminium composite or acrylic glass plate
- UV pressure protection laminate
- H max. 700 mm
- L max. 3050 mm
- special sizes available on request

8061259	aluminium, 3.5 mm, matt, price per m <sup>2</sup>	535.29 €
8061260	aluminium, 3.5 mm, glossy, price per m <sup>2</sup>	535.29 €
8062259	aluminium, 16 mm, matt, price per m <sup>2</sup>	852.94 €
8062260	aluminium, 16 mm, glossy, price per m <sup>2</sup>	852.94 €
8063259	acrylic, 3.5 mm, glossy, price per m <sup>2</sup>	907.56 €
8064259	acrylic, 16 mm, glossy, price per m <sup>2</sup>	1109.24 €
<b>Optional accessories</b>		
8060007	magnetic film, for aluminium, price per m <sup>2</sup>	312.61 €



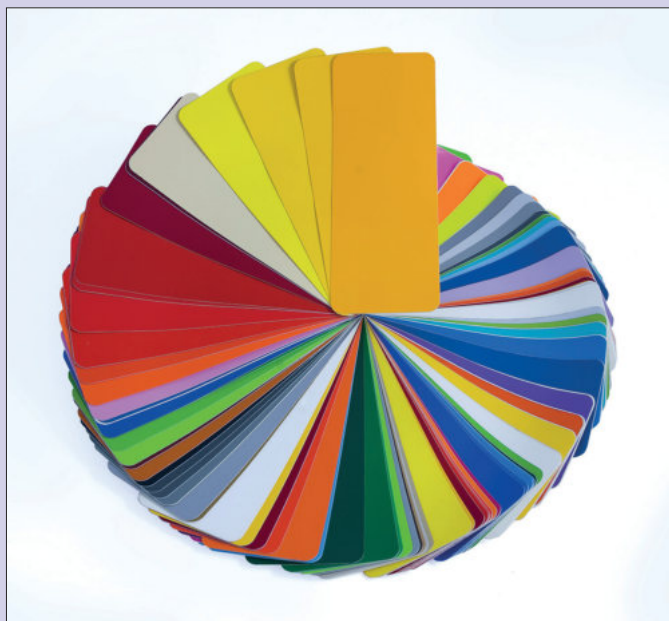
### PiCi® Tafel

Niche rear wall. Can be written on in blackboard optics.

- aluminium composite plate
- UV pressure protection laminate
- H max. 700 mm
- L max. 3050 mm
- special sizes available on request

Behind the stove top, we also recommend a splash protection (see catalogue 1 page 618/24 EN).

8061267	aluminium, 3.5 mm, price per m <sup>2</sup>	540.34 €
8062268	aluminium, 16 mm, price per m <sup>2</sup>	844.54 €
<b>Optional accessories</b>		
8060007	magnetic film, for aluminium, price per m <sup>2</sup>	312.61 €



**BASICi®**

Integrate your favourite colour in your kitchen. We deliver your BASICi® in all RAL-CLASSIC-colours.

**Please quote the RAL-colour code when ordering!**

**BASICi®**

- aluminium composite or acrylic glass plate
- H max. 700 mm
- L max. 3050 mm
- special sizes available on request

<b>8067777</b>	aluminium, 3.5 mm, matt, price per m <sup>2</sup>	<b>535.29 €</b>
<b>8068888</b>	aluminium, 3.5 mm, glossy, price per m <sup>2</sup>	<b>535.29 €</b>
<b>8062777</b>	aluminium, 16 mm, matt, price per m <sup>2</sup>	<b>852.94 €</b>
<b>8062888</b>	aluminium, 16 mm, glossy, price per m <sup>2</sup>	<b>852.94 €</b>
<b>8063888</b>	acrylic, 3.5 mm, glossy, price per m <sup>2</sup>	<b>907.56 €</b>
<b>8064888</b>	acrylic, 16 mm, glossy, price per m <sup>2</sup>	<b>1109.24 €</b>
<b>Optional accessories</b>		
<b>8060007</b>	magnetic film, for aluminium, price per m <sup>2</sup>	<b>312.61 €</b>



# Niche rear walls

PiCit® and MySCENEit®

## Information on design sections and bleeds


We demonstrate the differing representation of sections and bleeds on the basis of the motif PiCit® 8 (birch forest). The sections shown here are for illustration purposes only and are merely layout examples.




Original motif:

**Dimensions**  
**3050 x 700 mm**

If you require a format that remains on a scale of 1:4 to the original, the design is proportionally a whole.



**In all the other formats, parts of the design are trimmed.**



Example:

**narrow format**



Example:

**low format**



Example:

**exhaust hood area**

**In case of special formats, an agreement on the image section is always required.**

# Niche rear walls

TOPit



## Spazzolato

The characteristic appearance of the TOPit Spazzolato surfaces is created by a special process in which a surface polish is rolled into the cover sheet and then finished with clear varnish. This surface in brushed aluminium look lends exclusivity and a highly personal expression, making every kitchen niche more attractive.


Five colours support the convincing integration into a wide range of styles of discerning living kitchens.




Spazzolato rosé



Spazzolato gold coloured



Spazzolato stainless steel coloured



Spazzolato anthracite



Spazzolato copper coloured


## Strutturato

A special paint system gives the TOPit Strutturato niche rear walls a tangibly structured surface that is highly resistant to dirt and staining. And which – depending on the incidence of light – appears to radiate from within. This makes Strutturato superbly well-suited for a representative but at the same time reserved interior design.

Strutturato is available in three unobtrusive, aesthetically neutral colour schemes.



Strutturato silver coloured



Strutturato black



Strutturato white

## TOPit features:


Aluminium composite plate with high-quality surfaces

Effortless processing as with the PICit rear walls

Hard-wearing, lastingly beautiful appearance

A high-quality combination of striking elegance and excellent functionality

Manufactured according to high quality standards, free of any hazardous materials




Due to the manufacturing process, deviations from the illustration shown are possible.

### Spazzolato rose

Niche rear wall.

- aluminium composite plate
- brushed aluminium look rose
- rolled surface coated with clear varnish
- **H max. 700 mm**
- **L max. 3050 mm**

<b>8066105</b> aluminium, 3.5 mm, glossy, price per m <sup>2</sup>	<b>535.29 €</b>
<b>8066205</b> aluminium, 16 mm, glossy, price per m <sup>2</sup>	<b>852.94 €</b>




Due to the manufacturing process, deviations from the illustration shown are possible.

### Spazzolato gold coloured

Niche rear wall.

- aluminium composite plate
- brushed aluminium look gold coloured
- rolled surface coated with clear varnish
- **H max. 700 mm**
- **L max. 3050 mm**

<b>8066107</b> aluminium, 3.5 mm, glossy, price per m <sup>2</sup>	<b>535.29 €</b>
<b>8066207</b> aluminium, 16 mm, glossy, price per m <sup>2</sup>	<b>852.94 €</b>




Due to the manufacturing process, deviations from the illustration shown are possible.

### Spazzolato stainless steel coloured

- Niche rear wall.
- aluminium composite plate
  - brushed aluminium look stainless steel coloured
  - rolled surface coated with clear varnish
  - **H max. 700 mm**
  - **L max. 3050 mm**

<b>8066108</b>	aluminium, 3.5 mm, glossy, price per m <sup>2</sup>	<b>535.29 €</b>
<b>8066208</b>	aluminium, 16 mm, glossy, price per m <sup>2</sup>	<b>852.94 €</b>



Due to the manufacturing process, deviations from the illustration shown are possible.

### Spazzolato anthracite

- Niche rear wall.
- aluminium composite plate
  - brushed aluminium look anthracite
  - rolled surface coated with clear varnish
  - **H max. 700 mm**
  - **L max. 3050 mm**

<b>8066104</b>	aluminium, 3.5 mm, glossy, price per m <sup>2</sup>	<b>535.29 €</b>
<b>8066204</b>	aluminium, 16 mm, glossy, price per m <sup>2</sup>	<b>852.94 €</b>




Due to the manufacturing process, deviations from the illustration shown are possible.

### Spazzolato copper coloured

- Niche rear wall.
- aluminium composite plate
  - brushed aluminium look copper coloured
  - rolled surface coated with clear varnish
  - **H max. 700 mm**
  - **L max. 3050 mm**

<b>8066106</b> aluminium, 3.5 mm, glossy, price per m <sup>2</sup>	<b>535.29 €</b>
<b>8066206</b> aluminium, 16 mm, glossy, price per m <sup>2</sup>	<b>852.94 €</b>




Due to the manufacturing process, deviations from the illustration shown are possible.

### Strutturato black

- Niche rear wall.
- aluminium composite plate
  - black structured
  - characteristic structure due to special paint system
  - **H max. 700 mm**
  - **L max. 3050 mm**

<b>8066102</b> aluminium, 3.5 mm, glossy, price per m <sup>2</sup>	<b>535.29 €</b>
<b>8066202</b> aluminium, 16 mm, glossy, price per m <sup>2</sup>	<b>852.94 €</b>



Due to the manufacturing process, deviations from the illustration shown are possible.

**Strutturato white**


- Niche rear wall.
- aluminium composite plate
  - white structured
  - characteristic structure due to special paint system
  - **H max. 700 mm**
  - **L max. 3050 mm**

<b>8066101</b>	aluminium, 3.5 mm, glossy, price per m <sup>2</sup>	<b>535.29 €</b>
<b>8066201</b>	aluminium, 16 mm, glossy, price per m <sup>2</sup>	<b>852.94 €</b>

# ACCOMODA®

## Accessoires for niche rear walls

Well matched

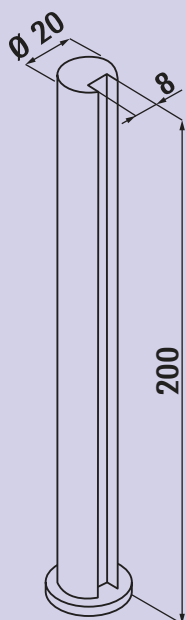


■ Spruzzo	Page 618
■ Glass shelf	Page 618
■ Prova colour change LED	Page 619–620
■ Stainless steel angle profile strips	Page 621



### Spruzzo

Splash protection for fastening to the worktop. The bolted connection is fastened underneath the worktop. May be used for stove tops and sinks, also in gastronomy and shop construction. May also be used as a screen.



### Spruzzo

Console. Splash protection. Suitable for 8 mm glass plate thickness.

- drill Ø 6 mm
- **glass shelves to be ordered separately**

<b>3021132</b> stainless steel coloured, H 200 mm, Ø 20 mm, price per pair	<b>75.21 €</b>
<b>3021134</b> black matt, H 200 mm, Ø 20 mm, price per pair	<b>75.21 €</b>



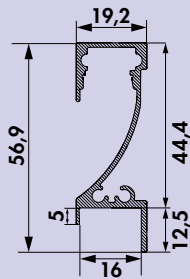
### Glass shelf

Optional accessories for Spruzzo (3021132, 3021134), Kaiman (3021078, 3021092), Prior (3021032, 3021035), Akro (3021009) and Moon (3021090, 3021091).

- high-quality glass plates with polished edges
- thickness 8 mm
- depth 200 mm

<b>3021014</b> clear glass, L 580 mm	<b>45.71 €</b>
<b>3021026</b> clear glass, L 880 mm	<b>67.14 €</b>
<b>3021124</b> clear glass, L 1140 mm	<b>74.20 €</b>
<b>3021114</b> satinised glass, L 580 mm	<b>69.83 €</b>
<b>3021126</b> satinised glass, L 880 mm	<b>98.91 €</b>
<b>3021125</b> satinised glass, L 1140 mm	<b>113.61 €</b>





### Prova colour change LED



Top-mounted lamp for rear walls. Aluminium LED profile, can be shortened every 25 mm, no visible LED points.

#### Individual lamp

- 31.2 watts, 12 V
- continuous control of the light colour from **2700 K** warm white to **6500 K** cold white
- max. 80 lumen/watt at **6500 K** cold white
- light length 2600 mm
- 2000 mm two-sided supply line
- LED strip 2600 mm, two-sided feed-in
- for 16 mm wall thickness
- LIC LED system compatible

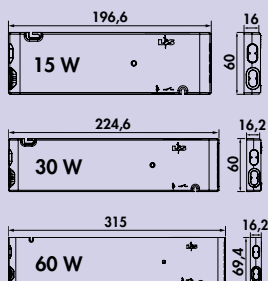
**This product contains a light source of energy efficiency class G.**

You'll find further colour change function converters and remote controls in catalogue 1 page 268–270/24 EN.

7061207	single lamp, L 2600 mm, stainless steel coloured	260.50 €
7061209	single lamp, L 2600 mm, black matt	265.04 €

#### Optional accessories

7061049	LED connection line, white, L 2000 mm	4.03 €
7061305	Prova colour change LED strip, L 2600 mm, 31.2 W/12 V	98.82 €



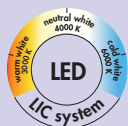
**FW function converter**



The FW function converter for colour change lighting systems.

- white
- 12 VDC
- max. 36 watt load per slot on the converter
- 2000 mm mains connection line
- **switchable by Bluetooth app (module 3) or by optionally available radio remote control**

<b>7061286</b> module 2 (radio), 15 W, 4-way distributor	<b>95.21 €</b>
<b>7061271</b> module 2 (radio), 30 W, 6-way distributor	<b>121.26 €</b>
<b>7061273</b> module 2 (radio), 60 W, 6-way distributor	<b>152.69 €</b>
<b>7061287</b> module 3 (Bluetooth + radio), 15 W, 4-way distributor	<b>127.56 €</b>
<b>7061281</b> module 3 (Bluetooth + radio), 30 W, 6-way distributor	<b>156.30 €</b>
<b>7061283</b> module 3 (Bluetooth + radio), 60 W, 6-way distributor	<b>188.66 €</b>



**1-channel colour change remote control**



- stepless control of the light colour
- dimming function
- auto memory: brightness and light temperature settings are saved
- one controller can be used for various colour change converters
- 8 x 90 x 50 mm (H x L x B)

<b>7061285</b> white	<b>53.61 €</b>
----------------------	----------------



**LED connection line**



- secondary for LED
- with mini plug-in system

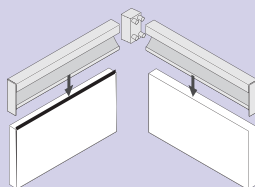
<b>7061049</b> white, L 2000 mm	<b>4.03 €</b>
---------------------------------	---------------



**Distributor 6-fold**

- for 12 VDC
- with 200 mm of supply line

<b>7061244</b> black	<b>6.97 €</b>
----------------------	---------------



**Prova 90° connecting corner element**

Corner element 90°.

- end cap right
- end cap left
- connection cable secondary for LED 1800 mm

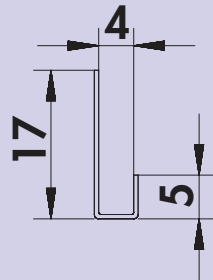
<b>7061208</b> stainless steel coloured	<b>11.60 €</b>
<b>7061220</b> black matt	<b>11.60 €</b>



### Stainless steel angle profile strips

The stainless steel angle profiles ensure a decorative and clean finish to all Naber PICit® and TOPit niche rear wall panels.

Whether 4 mm or 16 mm plate thickness, the side cut edges can be attractively covered with the angled, brushed stainless steel profile. In this way, the edge of the rear wall becomes a high-quality design element.



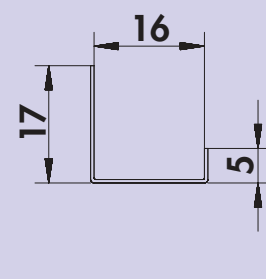

### Stainless steel U-shaped angle profile 4 mm

High-quality stainless steel profile for side edges of niche rear walls. The U-shaped angled profile frames the niche rear wall and provides a clean and decorative finish to the cut edge.

— standard length per profile 990 m

8060010 stainless steel

27.73 €




### Stainless steel U-shaped angle profile 16 mm

High-quality stainless steel profile for side edges of niche rear walls. The U-shaped angled profile frames the niche rear wall and provides a clean and decorative finish to the cut edge.

— standard length per profile 990 mm

8060011 stainless steel

34.87 €





# ACCOMODA®

## Rail and shelf systems

Some solutions  
are right at hand

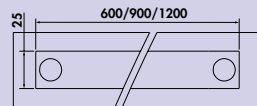


■ Cast	Page 624
Alto	Page 625–626
Linero MosaiQ	Page 627–631
Linero EasyLine	Page 632
Stainless steel rail	Page 633–635
Linero 2000	Page 636–639
Linero K 16	Page 640–642
transFORM	Page 643–654
YouK	Page 655–656
Cubo	Page 656–661



### Cast

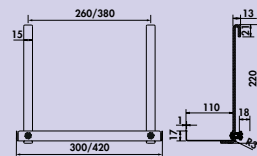
The rail system Cast is characterised by clear angular lines. The industrial look with its distinctive features gives the area between the countertop and the wall cupboard a corresponding charm.



### Cast set

Rail system, incl. hooks.  
– anthracite  
– 25 x 24 mm (H x D)

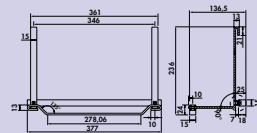
<b>8042100</b> W 600 mm, incl. 4 hooks	<b>80.67 €</b>
<b>8042101</b> W 900 mm, incl. 6 hooks	<b>100.84 €</b>
<b>8042102</b> W 1200 mm, incl. 6 hooks	<b>121.01 €</b>



### Cast tray

– anthracite  
– 220 x 138 mm (H x D)

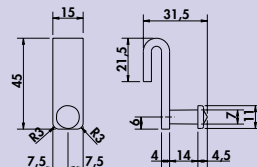
<b>8042103</b> W 300 mm	<b>95.80 €</b>
<b>8042104</b> W 420 mm	<b>105.88 €</b>



### Cast paper roll holder

For household rolls.  
– 220 x 377 x 138 mm (H x W x D)

<b>8042105</b> anthracite	<b>88.24 €</b>
---------------------------	----------------



### Cast hook

– 1 hooks, L 45 mm

<b>8042106</b> anthracite	<b>6.64 €</b>
---------------------------	---------------



### Alto

The design rail system Alto combines straight-line design in brushed stainless steel coloured aluminium with high functionality and elegance of accessories.



### Alto set

Rail system. Rectangular, aluminium, surface stainless steel coloured brushed or black matt.  
— 35 x 17 mm (H x D)

#### Set consisting of:

- 2 brackets
- 2 end caps
- 3 hooks

<b>8044100</b> stainless steel coloured, L 600 mm	<b>97.98 €</b>
<b>8044101</b> stainless steel coloured, L 900 mm	<b>120.17 €</b>
<b>8044102</b> L 1200 mm, stainless steel coloured	<b>138.66 €</b>



<b>8044170</b> black matt, L 600 mm	<b>115.88 €</b>
<b>8044171</b> black matt, L 900 mm	<b>133.61 €</b>
<b>8044172</b> black matt, L 1200 mm	<b>154.62 €</b>



### Alto hook set

Set consisting of:

- 3 hooks
- L 30 mm

<b>8044103</b> stainless steel coloured	<b>24.37 €</b>
<b>8044173</b> black matt	<b>28.49 €</b>



### Alto tray narrow

— 90 x 350 x 165 mm (H x W x D)

<b>8044105</b> stainless steel coloured	<b>149.58 €</b>
<b>8044175</b> black matt	<b>167.23 €</b>



**Alto paper roll holder closed**

For household rolls. 1-fold.  
— 90 x 350 x 165 mm (H x W x D)

<b>8044107</b> stainless steel coloured	<b>189.50 €</b>
<b>8044177</b> black matt	<b>221.76 €</b>



**Alto paper roll holder open**

For household rolls. 1-fold.  
— 90 x 300 x 125 mm (H x W x D)

<b>8044109</b> stainless steel coloured	<b>88.99 €</b>
<b>8044179</b> black matt	<b>97.90 €</b>



**Alto towel holder 1**

1-fold.  
— 90 x 350 x 15 mm (H x W x D)

<b>8044108</b> stainless steel coloured	<b>88.99 €</b>
<b>8044178</b> black matt	<b>97.90 €</b>



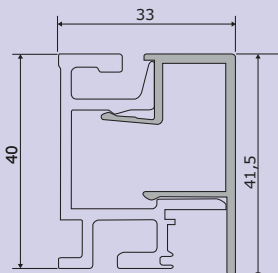
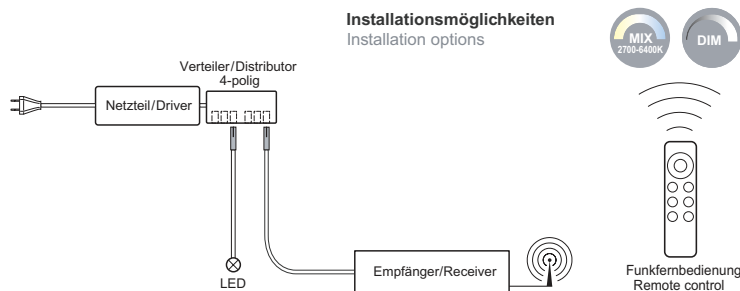


### Linero MosaiQ

Countless possibilities for niches – Linero MosaiQ is just as versatile and flexible as its users.

By ordering the LED strips additionally, the multi-functional profile in anodised aluminium can also be used as a light strip. In this way, it emits warm-toned, indirect lighting onto its components.

The MosaiQ components are hooked in or attached. They are available in three heights and three widths, accented by horizontal decorative elements.



### Linero MosaiQ profile strips set-1

Rail system. Aluminium.

Set consisting of:

- 1 aluminium profile strip (41.5 x 33 mm, H x D)
- 2 end pieces, 1 connector plus screws and dowels

8045001	L 600 mm, stainless steel coloured	80.76 €
8045002	L 900 mm, stainless steel coloured	110.67 €
8045003	L 1200 mm, stainless steel coloured	142.18 €
8045004	L 1500 mm, stainless steel coloured	173.70 €

8045201	L 600 mm, black matt	80.76 €
8045202	L 900 mm, black matt	110.67 €
8045203	L 1200 mm, black matt	142.18 €
8045204	L 1500 mm, black matt	173.70 €



### Linero MosaiQ LED Stripe

Flex Stripes.

- 12 watts/meter, 12 V DC
- continuous control of the light colour from 2700 K warm white to 6500 K cold white
- dimmer function: infinitely variable brightness control
- max. 101 lumen/watt at 6500 K cold white
- lengths suitable for the profile strips
- 12.5 x 10.25 mm (H x W)

This product contains a light source of energy efficiency class E.

8045051	L 600 mm	106.22 €
8045052	L 900 mm	137.73 €
8045053	L 1200 mm	183.61 €
8045054	L 1500 mm	222.27 €



**Linero MosaiQ LED control set**



Suitable for stepless control of the light colour and for dimming.

Set consisting of:

- 1 power supply unit
- 6-way distributor
- 1 receiver
- 1 function remote control
- max. 75 watts
- incl. 2900 mm mains cable

**8045056** white

**388.82 €**



**Linero MosaiQ LED extension cable**

For Linero MosaiQ LED Stripe.

**8045047** L 3000 mm

**15.88 €**



**Linero MosaiQ eBoxx set socket application**

With integrated double socket.

Set consisting of:

- 2 sockets with earthing contact
- 1 supply line 2000 m
- 139 x 165 x 92 mm (H x W x D)

**8045007** graphite black

**242.94 €**




**Linero MosaiQ Power Maxx**

Adhesive. For installation of the profile strips on load-bearing, smooth and flat surfaces (tiles, glass, wood, laminate, metal and many plastics). 1 adhesive set is sufficient for a profile strip of 1500 mm.

- load bearing capacity ca. 9 kg on 600 mm

**8045005** adhesive set

**23.28 €**



**Linero MosaiQ magnetic knife holder 2**

With oak block for 7 knives and safety panel for the knife blades. The knives can be inserted from the front and are held by internal magnets.

- 200 x 350 x 45 mm (H x W x D)

**8045011** graphite black

**210.59 €**

**8045211** black matt

**216.05 €**



### Linero MosaiQ paper roll holder

For household rolls. 1-fold. Hooked in from below.  
– 120 x 350 x 155 mm (H x W x D)

8045012	graphite black	58.99 €
8045212	black matt	60.25 €



### Linero MosaiQ roll holder

2 levels. With tear-off attachment for aluminium foil and cling film. Suitable for foils up to a width of 325 mm.  
– 300 x 350 x 110 mm (H x W x D)

8045013	graphite black	194.37 €
8045213	black matt	202.44 €



### Linero MosaiQ tubular pot

With plastic insert. For storage of kitchen utensils or fresh herbs.

- ABS plastic
- dishwasher-proof
- food-safe
- UV-resistant
- 156 x 135 x 135 mm (H x W x D)

8045014	white, RAL 9003	29.41 €
---------	-----------------	---------



### Linero MosaiQ bowl

Note holder or storage element for small bits and pieces

- ABS plastic
- dishwasher-proof
- food-safe
- UV-resistant
- 56 x 116 x 115 mm (H x W x D)

8045015	white, RAL 9003	20.59 €
---------	-----------------	---------



### Linero MosaiQ universal shelf 1

Suitable for bowl.  
– 140 x 350 x 110 mm (H x W x D)

8045016	graphite black	59.16 €
8045216	black matt	61.34 €



### Linero MosaiQ universal shelf 2

Suitable for tubular and bowl.  
– 200 x 350 x 110 mm (H x W x D)

8045017	graphite black	70.25 €
8045217	black matt	72.35 €



### Liner MosaiQ universal shelf 3

Suitable for tubular and bowl.  
— 300 x 350 x 110 mm (H x W x D)

8045018	graphite black	82.44 €
8045218	black matt	83.95 €



### Liner MosaiQ universal shelf 4

With bracket. Suitable for bowl.  
— 200 x 350 x 110 mm (H x W x D)

8045019	graphite black	80.92 €
8045219	black matt	83.45 €



### Liner MosaiQ cloth strip 1

Can be hooked in from above.  
— 10 x 350 x 77 mm (H x W x D)

8045022	graphite black	30.00 €
8045222	black matt	31.01 €



### Liner MosaiQ cloth strip 2

Can be hooked in from above.  
— 46 x 350 x 77 mm (H x W x D)

8045023	graphite black	37.73 €
8045223	black matt	38.49 €



### Liner MosaiQ hook strip 1

2-fold.  
— 38 x 85 x 44 mm (H x W x D)

8045024	graphite black	20.59 €
8045224	black matt	22.02 €



### Liner MosaiQ hook strip 2

6-fold.  
— 38 x 250 x 44 mm (H x W x D)

8045025	graphite black	27.73 €
8045225	black matt	28.40 €



**Linero MosaiQ top shelf medium**

To be hooked in from above. Suitable for tubular and bowl.  
— 8 x 350 x 107 mm (H x W x D)

<b>8045027</b> graphite black	<b>36.55 €</b>
<b>8045227</b> black matt	<b>37.23 €</b>



**Linero MosaiQ top shelf long**

To be hooked in from above. Suitable for tubular and bowl.  
— 8 x 585 x 107 mm (H x W x D)

<b>8045028</b> graphite black	<b>44.71 €</b>
<b>8045228</b> black matt	<b>46.55 €</b>



### Linero EasyLine set-1

Rail system. Aluminium. Without LED lighting.

Set consisting of:

- 1 profile strip set (1 strip L 800 mm, 2 end pieces)
- 1 hook strip
- 1 universal shelf, W 350 mm

8045048 black matt

184.03 €



### Linero EasyLine set-2

Rail system. Aluminium. Without LED lighting.

Set consisting of:

- 1 profile strip set (1 strip L 800 mm, 2 end pieces)
- 1 paper roll holder
- 1 universal shelf, W 350 mm

8045049 black matt

201.68 €



### Linero EasyLine set-3


Rail system. Aluminium. Without LED lighting.

Set consisting of:

- 1 profile strip set (1 strip L 800 mm, 2 end pieces)
- 1 hook strip
- 1 paper roll holder

8045050 black matt

178.99 €



### Stainless steel rail set-1



Rail system. Tube Ø 16 mm.  
Set consisting of:  
– 1 tube, L 600 mm (8048008)  
– 2 brackets (8048002)  
– 2 end caps (8048015)  
– 5 S-hooks (8048014)

8048001 stainless steel

102.52 €



### Stainless steel rail set-2



Rail system. Tube Ø 16 mm.  
Set consisting of:  
– 1 tube, L 1200 mm (8048010)  
– 2 brackets (8048002)  
– 2 end caps (8048015)  
– 5 S-hooks (8048014)

8048002 stainless steel

136.13 €



### Stainless steel rail tube



Tube Ø 16 mm.

8048008 stainless steel, L 600 mm

29.50 €

8048009 stainless steel, L 1000 mm

46.72 €

8048010 stainless steel, L 1200 mm

59.66 €



### Stainless steel rail plastic sleeve



For tube connection.

8041033 white, plastic

2.44 €




**Stainless steel rail end cap**



With set screw and plastic sleeve.

8048015 stainless steel

10.50 €



**Stainless steel rail tube holder, angular**



With screw-on sleeve, drywall screw, 2 hexagon socket screws and hexagon spanner.

— length of the bracket 45 mm

8048022 stainless steel

23.03 €




**Stainless steel rail bend 90°**



Tube Ø 16 mm.

8048012 stainless steel

30.84 €



**Stainless steel rail S hooks**



1 PU = 5 pieces

8048014 stainless steel, price per PU

13.70 €



**Stainless steel rail filter paper holder**



— 150 x 160 x 93 mm (H x W x D)

8048016 stainless steel

63.03 €



**Stainless steel rail paper roll holder 1**



1-fold.

— 100 x 300 x 130 mm (H x W x D)

8048019 stainless steel

66.97 €





**Stainless steel rail paper towel holder 3**



3-fold.  
— 340 x 335 x 130 mm (H x W x D)

8048020 stainless steel

110.92 €




**Stainless steel rail spice rack**



For 2 x 6 spice pots.  
— 270 x 360 x 78 mm (H x W x D)

8048023 stainless steel

115.13 €



**Stainless steel hanging basket**



Flat.  
— 70 x 260 x 150 mm (H x W x D)

8048017 stainless steel

73.61 €



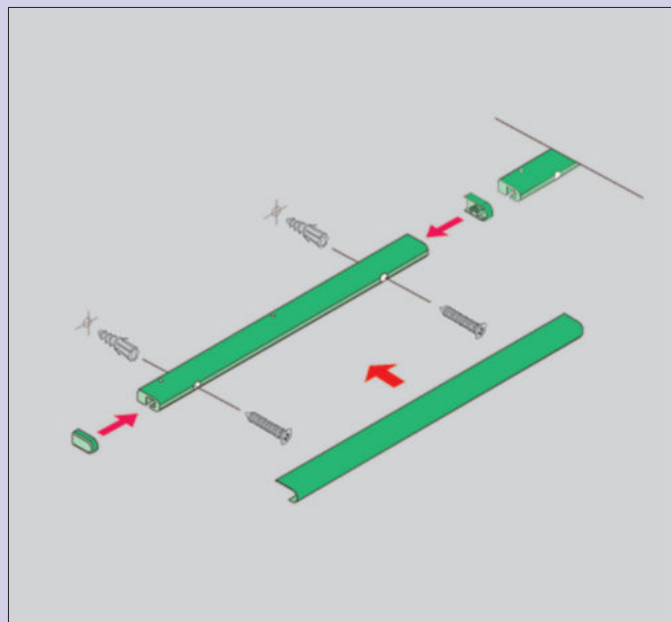
**Stainless steel rail tray**



Wide.  
— 200 x 450 x 160 mm (H x W x D)

8048018 stainless steel

110.92 €



### Linero 2000

**Innovation in design and functionality.**

Functionality and shapely design unobtrusively place the recess in the foreground, making kitchen work a unique pleasure. The varied elements of the Linero 2000 Systems and the novel suspension in the profile strip enable individual placement for very personal recess design.



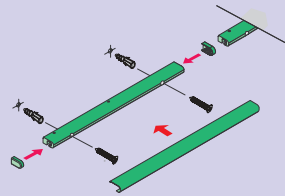
### Linero 2000 complete set-1

Rail system. incl. accessories. Set consisting of:

- 1 profile strip set (1 strip L 1200 mm, 2 end pieces, 1 connector) (8047104)
- 1 hook strip (6-fold, L 380 mm) (8047106)
- 1 roll holder (3-level) (8047108)
- without decoration

**8047130** stainless steel coloured

**325.84 €**



### Linero 2000 profile strips set

Rail system.

Set consisting of:

- 1 x profile strip
- 2 x end pieces
- 1 x connector plus screws and dowels

<b>8047102</b>	stainless steel coloured, L 600 mm	<b>62.02 €</b>
<b>8047103</b>	stainless steel coloured, L 900 mm	<b>76.05 €</b>
<b>8047104</b>	stainless steel coloured, L 1200 mm	<b>85.80 €</b>
<b>8047105</b>	stainless steel coloured, L 1500 mm	<b>98.99 €</b>



### Linero 2000 hook strip

6-fold.

<b>8047106</b>	stainless steel coloured, L 380 mm	<b>44.87 €</b>
----------------	------------------------------------	----------------



### Linero 2000 cloth strip

1-fold.

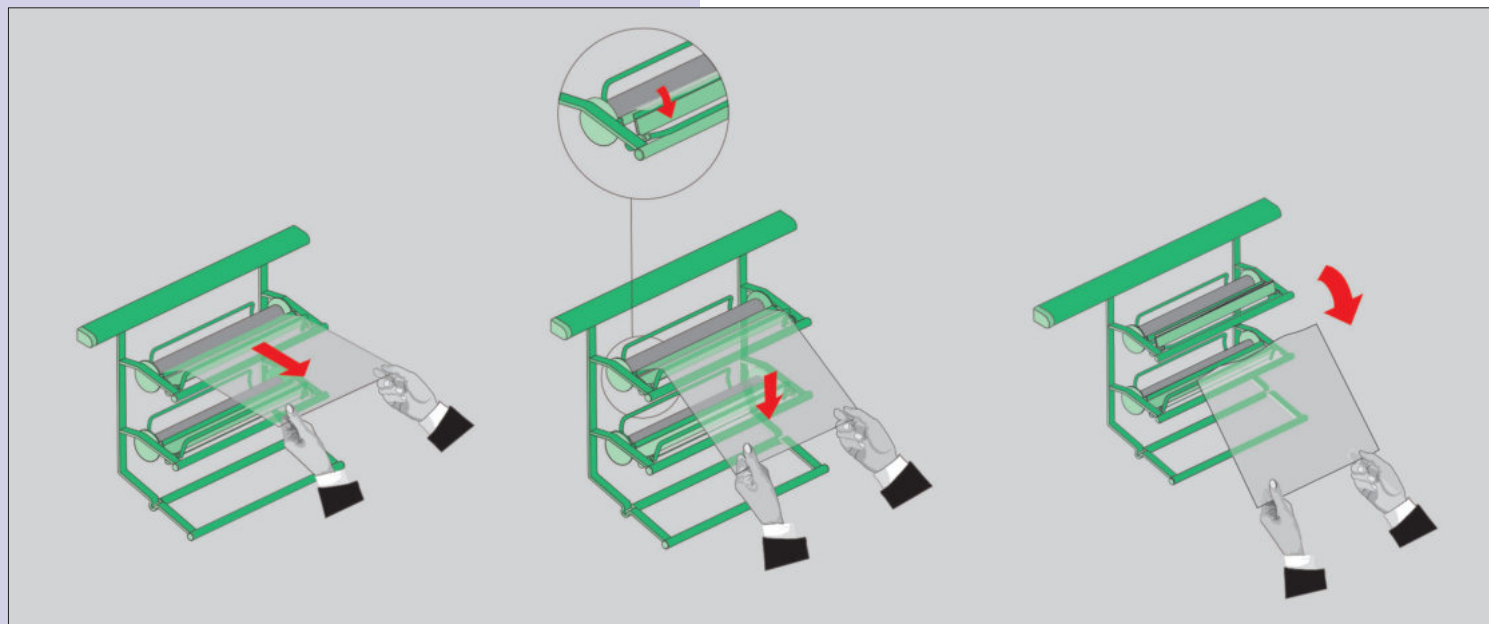
<b>8047107</b>	stainless steel coloured, L 571 mm	<b>39.92 €</b>
----------------	------------------------------------	----------------



### Linero 2000 universal tray

— 271 x 440 x 150 mm (H x W x D)

<b>8047110</b>	stainless steel coloured	<b>110.76 €</b>
----------------	--------------------------	-----------------



**Linero 2000 roll holder**

Three levels, with tear-off attachment for aluminium foil and cling film.  
— 305 x 352 x 150 mm (H x W x D)

8047108 stainless steel coloured

217.82 €



**Linero 2000 paper roll holder**

For household rolls.  
— 260 x 352 x 150 mm (H x W x D)

8047109 stainless steel coloured

65.29 €



**Linero 2000 spice rack**

Two levels, for bottles and pots up to Ø 59 mm and ca. 110 mm height.  
— 271 x 380 x 80 mm (H x W x D)

8047111 stainless steel coloured

137.73 €



**Linero 2000 knife holder**

The knife block itself is made of plastic and holds 5 knives. It is attached to the metal frame by magnets which hold the knife block firmly in place. The knives can be removed from the left or the right.  
— 256 x 352 x 150 mm (H x W x D)

8047112 stainless steel coloured/black matt

126.05 €



**Linero 2000 holder for dishwashing paraphernalia**

— 271 x 505 x 150 mm (H x W x D)

**8047123** stainless steel coloured

**139.50 €**



### Linero K 16 set

Rail system.

- tube Ø 16 mm
- length of the bracket 50 mm

Set consisting of: 1 tube, 2 brackets, 2 end pieces, 5 S-hooks

**8047401** stainless steel coloured, L 600 mm **109.83 €**

**8047402** stainless steel coloured, L 1200 mm **129.58 €**



### Linero K 16 tube straight

- tube Ø 16 mm

**8047403** stainless steel coloured, L 600 mm **35.55 €**

**8047404** stainless-steel coloured, L 1200 mm **67.98 €**



### Linero K 16 wall-mounted holders

- height 50 mm

**8047405** stainless steel coloured **38.07 €**



### Linero K 16 tube connectors

For tube Ø 16 mm.

**8047007** grey **2.94 €**



**Linero K 16 end piece**

For tube Ø 16 mm.

8047406 stainless steel coloured

16.64 €

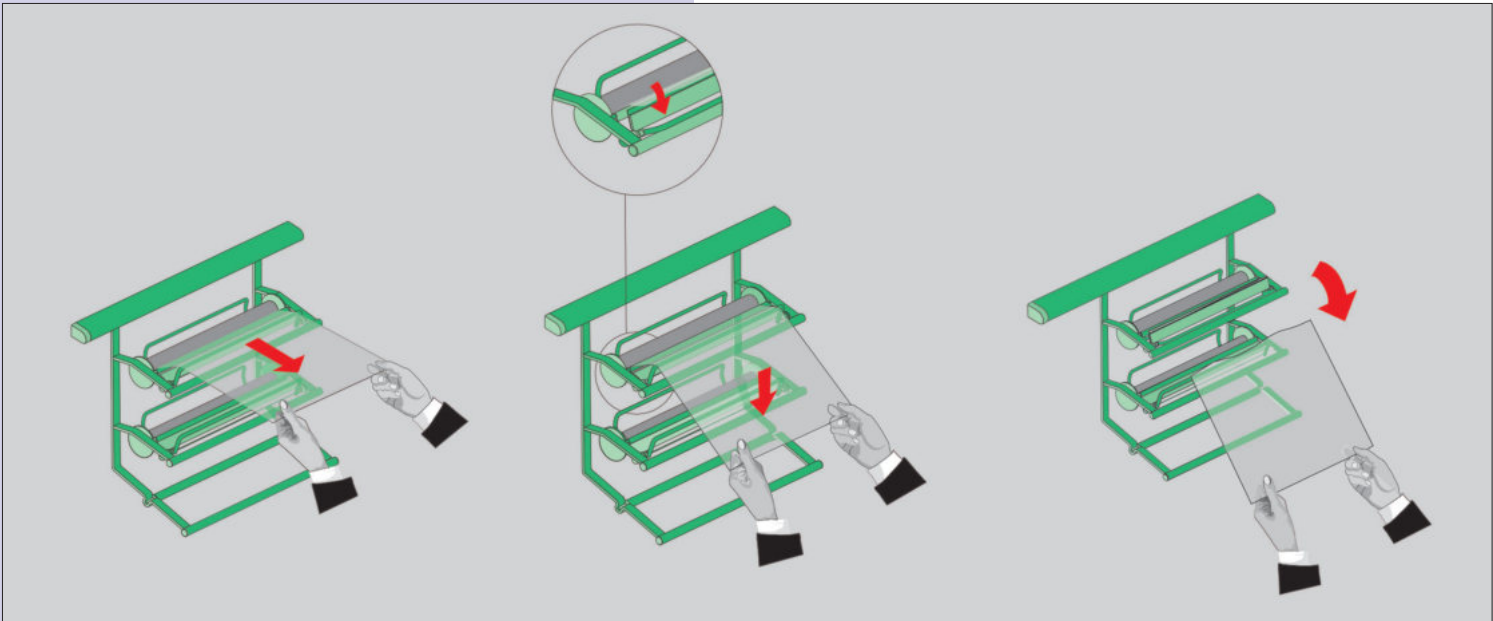


**Linero K 16 S-hooks**

1-fold.

8047408 stainless steel coloured

6.64 €



**Linero K 16 roll holder**

Three level, with tear-off edge for aluminium foil and cling film.  
— 390 x 325 x 155 mm (H x W x D)

8047410 stainless steel coloured

245.71 €



**Linero K 16 paper roll holder 1**

1-fold. For household rolls.  
— 180 x 325 x 152 mm (H x W x D)

8047411 stainless steel coloured

63.28 €



**Linero K 16 paper roll holder 2**

Three level, with tear-off edge for aluminium foil and cling film.  
— 365 x 325 x 155 mm (H x W x D)

8047412 stainless steel coloured

188.99 €



**Linero K 16 multi-purpose tray**

— 150 x 455 x 185 mm (H x W x D)

8047415 stainless steel coloured

107.98 €



**Linero K 16 spice rack**

Two level.  
— 275 x 350 x 90 mm (H x W x D)

8047417 stainless steel coloured

65.97 €



# Rail and shelf systems

## transFORM

Wall slats and vertical structures are an absolute trend at the moment. Here is the innovative solution: take a basic profile and a cover profile and not only slatted walls but also niche systems, complete wall panelling, solitary shelf units and wall shelves can be configured with a high degree of flexibility and versatility.



### transFORM rail system

transFORM offers additional functionality through the option of illuminating both sides of the profiles with 8 mm LED strips and, when installed horizontally as a niche system, attaching various sliding functional elements. These include the following modules: a tray with a removable box (for storing small utensils) and also without a box, a tray for a tablet or smartphone, a spice rack, a bottle rack, a bottle and spice rack, a kitchen roll holder and a glass holder, a universal tubular pot, hook strips and a power box with two sockets.

The profile systems are characterised by variety, versatility and numerous possible applications. The transFORM basic profile is available in the lengths 1800 and 2400 mm, as is the matching trapezoidal cover profile with black textured, powder-coated finish.

### transFORM shelf holder


The transFORM shelf system is a particularly extravagant eye-catcher. The groove on both sides of the base profile allows the integration of 8 mm LED strips, which creates a stylish ambience. The basic profile is fitted with shelf holders for 200 mm deep wooden



shelves or sheet metal shelves (set incl. holder). The supports can also be used when configuring slatted walls to hold wall shelves (see above).

### transFORM solitary shelf unit

The solitary shelf units are particularly eye-catching. They are 180 mm deep, available in seven different heights and can also be illuminated. The alternating open and closed shelf compartments give the shelves a contemporary and distinctive look with a high recognition value. The three smallest shelves can also be integrated into the niche rail.



### transFORM wall shelf

The wall shelf is available in the lengths 600, 900, 1200 and 1500 mm. The functional elements of the rail system can also be attached to these wall shelves. The wall shelf can also be illuminated on both sides with 8 mm LED stripes.





### transFORM

The system transFORM with its matt black powder-coated surface is characterised by its extreme flexibility and versatility. A basic profile and a trapezoidal cover profile can be used to create slatted walls, niche systems, solitary shelves and wall shelves. Horizontally and vertically. For the kitchen and living room. The system offers additional functionality through the option of illuminating the profiles with commercially available 8 mm LED strips and, when mounted horizontally, being able to hook in various sliding functional elements.



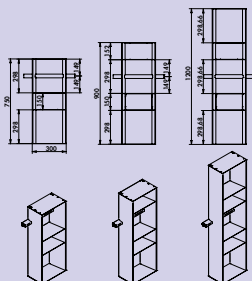

### transFORM profile

Black matt, powder-coated.

**Set consisting of:**

- basic profile and cover profile (end caps and screws included)

8041214	L 900 mm	133.61 €
8041215	L 1200 mm	147.06 €
8041216	L 1500 mm	167.23 €
8041245	L 1800 mm	201.68 €
8041246	L 2400 mm	254.54 €

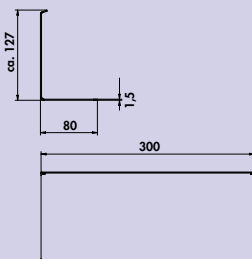


### transFORM add-on unit

Add-on unit. Integration with the transFORM profile set.

- black matt, powder-coated
- grooves on both sides of the basic profile to accommodate 8 mm LED strips
- simple and quick installation
- load bearing capacity approx. 50 kg/qm

8041217	750 x 300 x 180 mm (H x W x D)	847.90 €
8041218	900 x 300 x 180 mm (H x W x D)	1070.59 €
8041219	1200 x 300 x 180 mm (H x W x D)	1344.54 €

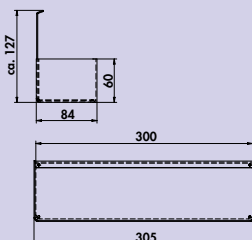


### transFORM tray 1

L-shaped.

- powder-coated
- 120 x 300 x 80 mm (H x W x D)

8041220	black matt	56.72 €
---------	------------	---------

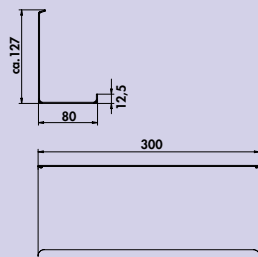



### transFORM tray 2

With removable box.

- powder-coated
- 120 x 300 x 84 mm (H x W x D)

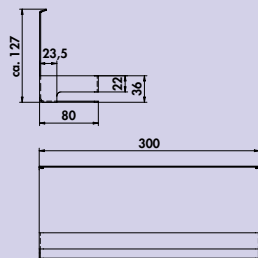

8041221	black matt	109.24 €
---------	------------	----------



### transFORM tray 3

For a tablet, mobile phone, cookbook, etc. With ledge for a secure stand.  
 – powder-coated  
 – 120 x 300 x 80 mm (H x W x D)

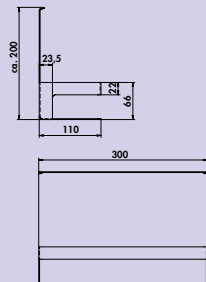
8041222 black matt 56.72 €



### transFORM spice rack

With surround.  
 – powder-coated  
 – 120 x 300 x 80 mm (H x W x D)

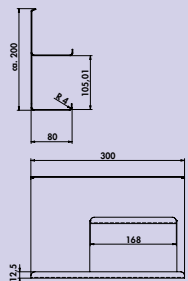

8041223 black matt 78.99 €



### transFORM bottle holder

With surround.  
 – powder-coated  
 – 195 x 300 x 110 mm (H x W x D)

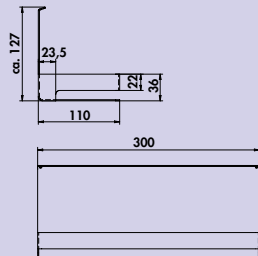
8041224 black matt 83.19 €



### transFORM tray 4

Two levels. For bottles and jars.  
 – powder-coated  
 – 195 x 300 x 80 mm (H x W x D)

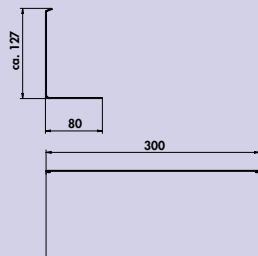

8041225 black matt 78.99 €



### transFORM paper roll holder

1-fold. For household rolls.  
 – powder-coated  
 – 120 x 300 x 110 mm (H x W x D)

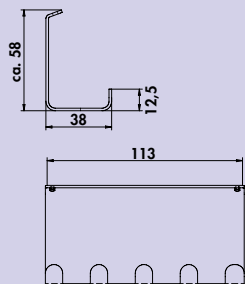
8041226 black matt 78.99 €



### transFORM glass holder

For 3 glasses.  
 – powder-coated  
 – 120 x 300 x 80 mm (H x W x D)

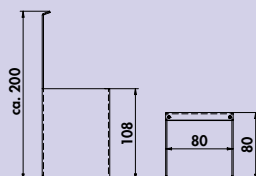

8041227 black matt 50.84 €



### transFORM hook strip

- 5-fold.  
 – powder-coated  
 – 40 x 115 x 40 mm (H x W x D)

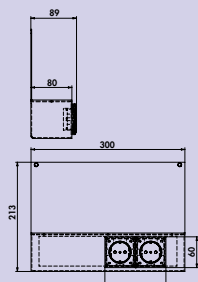
8041228 black matt 35.71 €



### transFORM tubular pot

- For storage of kitchen utensils.  
 – powder-coated  
 – 195 x 75 x 85 mm (H x W x D)

8041229 black matt 75.21 €



### transFORM Powerbox

With integrated double socket. Powder-coated.

**Powerbox consisting of:**

- 2 sockets with earthing contact
- 2000 mm mains connection line
- 120 x 300 x 80 mm (H x W x D)
- cable connection on the back of the box

8041230 black matt 150.84 €



### transFORM set 1

Rail system. Powder-coated.

**Set consisting of:**

- 1 transFORM profile, L 1500 mm (8041216)
- 1 transFORM paper roll holder (8041226)
- 1 transFORM hook strip (8041228)
- 1 transFORM tray 3 (8041222)
- 2 colour-changing LED strips, L 1500 mm, 11.7 W/12 V (7061314)
- 1 FW function converter, 30 W, 6-way distributor (7061271)
- 1 1-channel colour change remote control (7061285)

**8041258** black matt

**637.49 €**



### transFORM set 2

Rail system. Powder-coated.

**Set consisting of:**

- 1 transFORM profile, L 1800 mm (8041245)
- 1 transFORM tray 3 (8041222)
- 1 transFORM bottle holder (8041224)
- 1 transFORM paper roll holder (8041226)
- 2 colour-changing LED strips, L 2600 mm, 20.3 W/12 V (7061300)
- 1 FW function converter, 30 W, 6-way distributor (7061271)
- 1 1-channel colour change remote control (7061285)

8041255 black matt

777.23 €



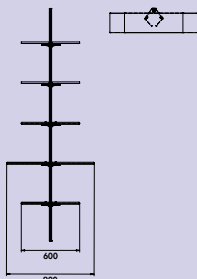
### transFORM shelf support

- For mounting the customer's shelves. For fastening to the basic profile.
- locating hole for screw fastening
  - depth 200 mm
  - load bearing capacity approx. 50 kg/qm
  - max. shelf base width with single profile strip 600 mm

Shelves not included in delivery.

8041231 black matt

86.55 €



### transFORM sheet metal shelf set

- Black matt, powder-coated.
- load bearing capacity approx. 50 kg/qm
  - with a sheet metal base width of 900mm, two basic profiles are required

Set consisting of:

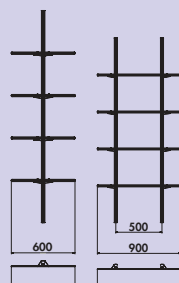
- sheet metal shelf
- bracket set

8041232 600 x 200 mm (W x D)

154.54 €

8041233 900 x 200 mm (W x D)

173.11 €



### transFORM set 3

Shelf system. Powder-coated.

**Set consisting of:**

- 2 transFORM profile, L 1800 mm (8041245)
- 2 transFORM shelf supports (8041231)
- 4 colour-changing LED strips, L 2600 mm, 20.3 W/12 V (7061300)
- 1 FW function converter, 60 W, 6-way distributor (7061273)
- 1 1-channel colour change remote control (7061285)

**Maximum shelf width with single profile strip 600 mm.  
Shelves not included in the scope of delivery.**

8041256 black matt

1154.48 €





#### transFORM set 4

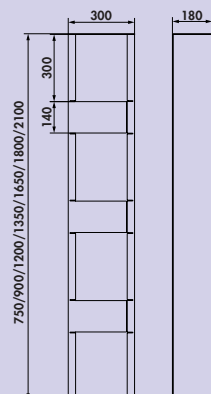
Shelf system. Powder-coated.

**Set consisting of:**

- 3 transFORM profile, L 2400 mm (8041246)
- 6 colour-changing LED strips, L 2600 mm, 20.3 W/12 V (7061300)
- 2 FW function converter, 60 W, 6-way distributor (7061273)
- 1 1-channel colour change remote control (7061285)

**8041254** black matt

**1681.22 €**




### transFORM solitary shelf unit

Shelf system. Black matt, powder-coated.

- grooves on both sides to accommodate 8 mm LED strips (not included in the scope of delivery)
- simple and quick installation
- load bearing capacity approx. 50 kg/qm

<b>8041234</b>	750 x 300 x 180 mm (H x W x D)	<b>726.89 €</b>
<b>8041235</b>	900 x 300 x 180 mm (H x W x D)	<b>957.98 €</b>
<b>8041236</b>	1200 x 300 x 180 mm (H x W x D)	<b>1235.29 €</b>
<b>8041237</b>	1350 x 300 x 180 mm (H x W x D)	<b>1242.02 €</b>
<b>8041238</b>	1650 x 300 x 180 mm (H x W x D)	<b>1344.54 €</b>
<b>8041239</b>	1800 x 300 x 180 mm (H x W x D)	<b>1457.98 €</b>
<b>8041240</b>	2100 x 300 x 180 mm (H x W x D)	<b>1861.34 €</b>



### transFORM wall shelf

Shelf system. Black matt, powder-coated.

- grooves on both sides to accommodate 8 mm LED strips (not included in the scope of delivery)
- integration of various slidable functional elements
- simple and quick installation
- load bearing capacity approx. 50 kg/qm

<b>8041241</b>	32 x 600 x 180 mm (H x W x D)	<b>527.73 €</b>
<b>8041242</b>	32 x 900 x 180 mm (H x W x D)	<b>603.36 €</b>
<b>8041243</b>	32 x 1200 x 180 mm (H x W x D)	<b>667.23 €</b>
<b>8041244</b>	32 x 1500 x 180 mm (H x W x D)	<b>723.53 €</b>



### Colour change LED strip


For Manubrio and Light profile colour change.

**This product contains a light source of energy efficiency class F.**

7061300	L 2600 mm, 20.3 W/12 V	98.82 €
7061314	L 1500 mm, 11.7 W/12 V	68.49 €

#### Optional accessories

7061049	LED connection line, white, L 2000 mm	4.03 €
---------	---------------------------------------	--------



### FW function converter

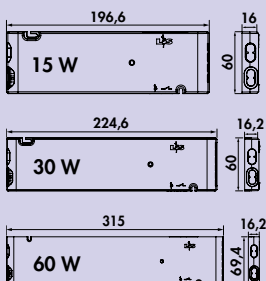


The FW function converter for colour change lighting systems.


- white
- 12 VDC
- max. 36 watt load per slot on the converter
- 2000 mm mains connection line
- **switchable by Bluetooth app (module 3) or by optionally available radio remote control**

7061286	module 2 (radio), 15 W, 4-way distributor	95.21 €
7061271	module 2 (radio), 30 W, 6-way distributor	121.26 €
7061273	module 2 (radio), 60 W, 6-way distributor	152.69 €

7061287	module 3 (Bluetooth + radio), 15 W, 4-way distributor	127.56 €
7061281	module 3 (Bluetooth + radio), 30 W, 6-way distributor	156.30 €
7061283	module 3 (Bluetooth + radio), 60 W, 6-way distributor	188.66 €



### 1-channel colour change remote control



- stepless control of the light colour
- dimming function
- auto memory: brightness and light temperature settings are saved
- one controller can be used for various colour change converters
- 8 x 90 x 50 mm (H x L x B)

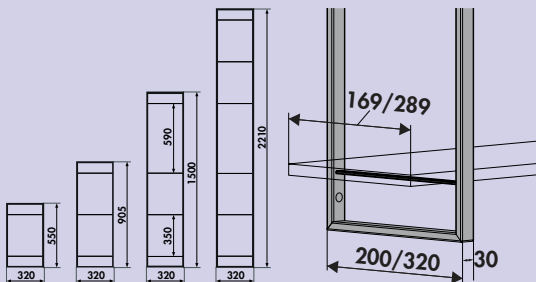
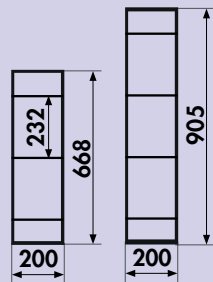
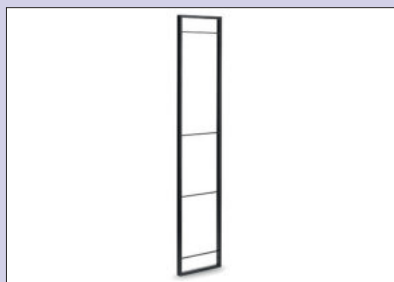
7061285	white	53.61 €
---------	-------	---------

### 230 volt connecting line



For connecting several FW function converters.

7061284	L 300 mm, white	3.28 €
7061279	L 1000 mm, white	5.46 €



### YouK shelving system

For open and contemporary interior design. Black matt.

- material steel
- free-hanging or standing shelf variants
- elements can be freely combined
- quick and easy installation
- one frame element included in each delivery without screws for wall mounting
- 15 kg max. bearing capacity per shelf given even distribution
- **shelves not included in the scope of delivery**

**8051150** D 200 mm, H 668 mm, with 3 shelf attachments **98.99 €**

**8051151** D 200 mm, H 905 mm, with 4 shelf attachments **116.13 €**

**8051152** D 320 mm, H 550 mm, with 2 shelf attachments **91.85 €**

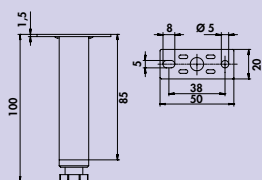
**8051153** D 320 mm, H 905 mm, with 3 shelf attachments **116.13 €**

**8051154** D 320 mm, H 1500 mm, with 4 shelf attachments **137.73 €**

**8051155** D 320 mm, H 2210 mm, with 6 shelf attachments **185.38 €**

#### Optional accessories

**8051156** YouK adjustable foot, black matt **24.29 €**



### YouK adjustable foot

For YouK shelving system.

8051156 black matt

24.29 €



### Cubo complete sets

Shelf system. Aluminium profiles 18 x 18 mm, powder-coated with fine structure.

Set consisting of:

- 1 x base frame set (8051021)
- 1 x strut set (300/600/900) (8051022–8051024)

Suitable shelf inserts see catalogue 1 pages 658–660/24 EN.

8051036 300 x 300 mm, black matt

250.27 €

8051037 600 x 300 mm, black matt

268.23 €

8051038 900 x 300 mm, black matt

315.72 €





### Cubo base frame set

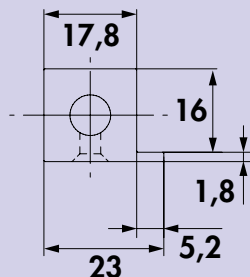
Shelf system. Aluminium profiles 18 x 18 mm, powder-coated with fine structure. To mount a shelf, a set of struts is also required.

Set consisting of:

- 2 frame profiles 300 x 300 x 18 mm (H x W x D)

8051021 black matt

212.94 €



### Cubo strut set 300

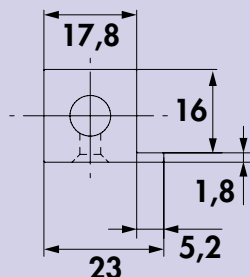
Shelf system. Aluminium profiles 18 x 18 mm, powder-coated with fine structure.

Set consisting of:

- 4 struts L 264 mm for complete shelf dimension of 300 mm
- for inserting plate material of up to 16 mm thickness

8051022 black matt

50.50 €



### Cubo strut set 600

Shelf system. Aluminium profiles 18 x 18 mm, powder-coated with fine structure.

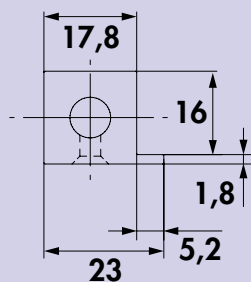
Set consisting of:

- 4 struts L 564 mm for complete shelf dimension of 600 mm
- for inserting plate material of up to 16 mm thickness

8051023 black matt

66.47 €





### Cubo strut set 900

Shelf system. Aluminium profiles 18 x 18 mm, powder-coated with fine structure.  
Set consisting of:  
— 4 struts L 864 mm for complete shelf dimension of 900 mm  
— for inserting plate material of up to 16 mm thickness


8051024 black matt 105.97 €



### Cubo extension frame

Shelf system. Aluminium profiles 18 x 18 mm, powder-coated with fine structure.  
— 300 x 300 x 18 mm (H x W x D)

8051025 black matt 128.49 €



### Cubo glass plate

Shelf system. Float glass satinised.  
— thickness 4 mm


8051040 for 300 mm width, 262 x 262 mm (W x D) 33.61 €

8051041 for 600 mm width, 562 x 262 mm (W x D) 45.88 €

8051042 for 900 mm width, 862 x 262 mm (W x D) 63.28 €







### Cubo clip set

Shelf system. Clamps are reversible for the different heights of the shelves, 4 or 8 mm, if the shelves are meant to be flush with the bottom, only recommended for 300 mm and 600 mm widths.  
— 1 PU = 4 pc.

8051029 black, price per PU

6.97 €



### Cubo bottle holder 300

Shelf system. Steel, powder-coated with fine structure. Suitable for shelves with 300 mm width.  
— 16 x 262 x 262 mm (H x W x D)

8051026 black matt

42.94 €



### Cubo glass holder 300

Shelf system. Steel, powder-coated with fine structure. Suitable for shelves with 300 mm width.  
— 20 x 262 x 262 mm (H x W x D)

8051027 black matt

42.94 €





### Cubo shelf

Shelf system. Steel, powder-coated. For use as a flat shelf or as a tray.  
— 16 x 262 mm (H x D)

<b>8051028</b>	262 mm for 300 mm width, black matt	<b>35.63 €</b>
<b>8051049</b>	562 mm for 600 mm width, black matt	<b>55.13 €</b>
<b>8051050</b>	862 mm for 900 mm width, black matt	<b>68.91 €</b>



### Cubo rear panel set 600

Shelf system. Steel, powder-coated with fine structure.

Set consisting of:

- 4 struts L 564 mm
- metal plate rear panel 263 x 561 mm (H x W)

The matching base frame set see catalogue 1 657-658/24 EN.

<b>8051031</b>	600 mm, black matt	<b>150.00 €</b>
----------------	--------------------	-----------------



### Cubo rear panel set 900

Shelf system. Steel, powder-coated with fine structure.

Set consisting of:

- 4 struts L 864 mm
- metal plate rear panel 263 x 861 mm (H x W)

The matching base frame set see catalogue 1 657-658/24 EN.

<b>8051032</b>	900 mm, black matt	<b>211.09 €</b>
----------------	--------------------	-----------------



### Cubo rear panel lighting set

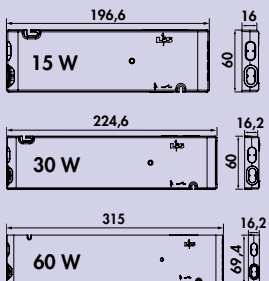
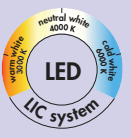


Triangular colour change LED lamp with magnetic fixation illuminating downwards. With 300/600/900 mm Cubo rear panels sets.

- 7.8 watt per metre
  - continuous control of the light colour from **2700 K** warm white to **6500 K** cold white
  - memory function: the last setting is stored
  - dimmer function: brightness continuously dimmable
  - max. 85 lumen/watt at **6500 K** cold white
  - 1800 mm supply line with mini-plug-in system
  - cable outlet rear right
  - LIC LED system compatible
  - **converters are not included in the scope of delivery**
- This product contains a light source of energy efficiency class F.**

Further converters and switches can be found in catalogue 1 pages 268–270/24 EN.

8051134	incl. 600 mm Cubo rear panel, black matt	201.55 €
8051135	incl. 900 mm Cubo rear panel, black matt	277.06 €



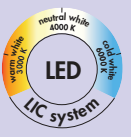
### FW function converter



The FW function converter for colour change lighting systems.

- white
- 12 VDC
- max. 36 watt load per slot on the converter
- 2000 mm mains connection line
- **switchable by Bluetooth app (module 3) or by optionally available radio remote control**

7061286	module 2 (radio), 15 W, 4-way distributor	95.21 €
7061271	module 2 (radio), 30 W, 6-way distributor	121.26 €
7061273	module 2 (radio), 60 W, 6-way distributor	152.69 €
7061287	module 3 (Bluetooth + radio), 15 W, 4-way distributor	127.56 €
7061281	module 3 (Bluetooth + radio), 30 W, 6-way distributor	156.30 €
7061283	module 3 (Bluetooth + radio), 60 W, 6-way distributor	188.66 €



### 1-channel colour change remote control



- stepless control of the light colour
- dimming function
- auto memory: brightness and light temperature settings are saved
- one controller can be used for various colour change converters
- 8 x 90 x 50 mm (H x L x B)

7061285	white	53.61 €
---------	-------	---------



### 230 volt connecting line



For connecting several FW function converters.

7061284	L 300 mm, white	3.28 €
7061279	L 1000 mm, white	5.46 €



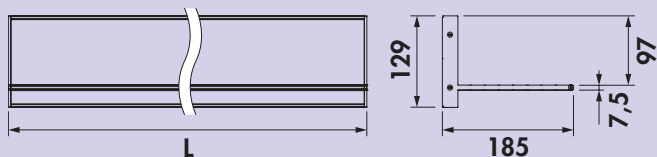
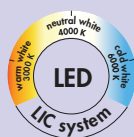

# ACCOMODA®

## Shelf supports

Concise, but subtly  
in the background



■ Liente colour change LED wall shelf	Page 664–665
Kaiman	Page 666
Prior	Page 666
Two	Page 667
Moon	Page 668
Akro	Page 669
Glass shelf	Page 669



### Liente colour change LED wall shelf



Shelf system. Aluminium housing. Lighting above and below, 2 mounting variants.

- 12 V, IP20
- stepless control of the light colour from **2700 K** warm white to **6500 K** cold white
- memory function: the last setting is saved
- dimming function: brightness continuously dimmable
- max. 85 lumen/watt at **6500 K** cold white
- **the 15 and 30-watt converter can be integrated in the wall shelf**
- 200 mm supply cable with mini-plug-in system
- rear panel height 129 mm
- depth 185 mm
- cable outlet rear left
- bearing capacity\* approx. 1 kg/100 mm
- incl. angle adjustment
- LIC LED system compatible

**This product contains a light source with the energy efficiency class G.**

**The matching colour change function converters and remote controls can be found in catalogue 1 page 268–270/24 EN.**

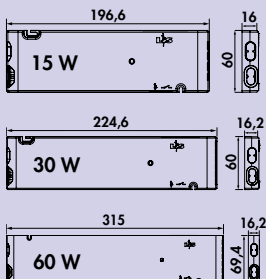
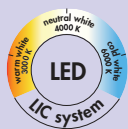
\*The bearing capacity depends on the wall structure, suitable mounting material for the respective wall type needs to be used.

<b>7062393</b> L 600 mm, 13.8 W, stainless steel coloured	<b>262.35 €</b>
<b>7062394</b> L 900 mm, 21 W, stainless steel coloured	<b>362.02 €</b>
<b>7062395</b> L 1200 mm, 28.2 W, stainless steel coloured	<b>453.61 €</b>

<b>7062390</b> L 600 mm, 13.8 W, black matt	<b>278.49 €</b>
<b>7062391</b> L 900 mm, 21 W, black matt	<b>393.45 €</b>
<b>7062392</b> L 1200 mm, 28.2 W, black matt	<b>465.29 €</b>

#### Optional accessories

<b>7061049</b> LED connection line, white, L 2000 mm	<b>4.03 €</b>
--	---------------



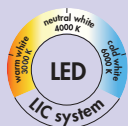
### FW function converter



The FW function converter for colour change lighting systems.

- white
- 12 VDC
- max. 36 watt load per slot on the converter
- 2000 mm mains connection line
- **switchable by Bluetooth app (module 3) or by optionally available radio remote control**

<b>7061286</b> module 2 (radio), 15 W, 4-way distributor	<b>95.21 €</b>
<b>7061271</b> module 2 (radio), 30 W, 6-way distributor	<b>121.26 €</b>
<b>7061273</b> module 2 (radio), 60 W, 6-way distributor	<b>152.69 €</b>
<b>7061287</b> module 3 (Bluetooth + radio), 15 W, 4-way distributor	<b>127.56 €</b>
<b>7061281</b> module 3 (Bluetooth + radio), 30 W, 6-way distributor	<b>156.30 €</b>
<b>7061283</b> module 3 (Bluetooth + radio), 60 W, 6-way distributor	<b>188.66 €</b>




### 1-channel colour change remote control



- stepless control of the light colour
- dimming function
- auto memory: brightness and light temperature settings are saved
- one controller can be used for various colour change converters
- 8 x 90 x 50 mm (H x L x B)

<b>7061285</b> white	<b>53.61 €</b>
----------------------	----------------



### 4 channel colour change remote control



- switching on/off
- dimming function
- stepless control of the light temperature and colour in the colour range white
- indicator LED for the light colour
- Auto memory: brightness and light temperature settings are retained
- all functions can be set individually for up to four light groups
- two light scenes can be stored
- 150 x 38 x 7 mm (L x B x H)

<b>7061276</b> white	<b>72.77 €</b>
----------------------	----------------




### 230 volt connecting line



For connecting several FW function converters.

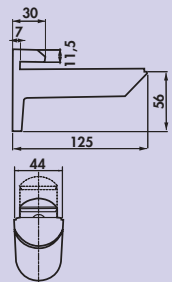
<b>7061284</b> L 300 mm, white	<b>3.28 €</b>
--------------------------------	---------------



### Kaiman

Brings function and elegance under each shelf.

No problem with slanted walls: Integrated mechanics enable uncomplicated tilt adjustment of "Kaiman".




### Kaiman

Shelf support.

- for plate thickness of 7–41 mm
- load-bearing capacity ca. 25 kg/supports for a depth of 320 mm
- bracket length 125 mm
- **only available in units of 2 pieces**

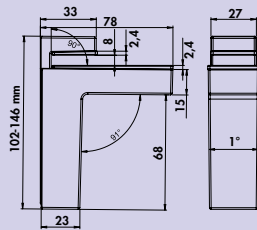
See catalogue 1 page 669/24 EN for glass shelves.

3021078 stainless steel coloured, price per PU	74.20 €
3021092 black matt, price per PU	58.66 €



### Prior

In open shelf areas, this variable wall bracket thrills with its nicely shaped appearance and secure load bearing capacity.



### Prior

Shelf support.

- for plate thickness of 8–50 mm
- load-bearing capacity ca. 8 kg/support for a depth of 320 mm
- bracket length 78 mm
- **only available in units of 2 pieces**

See catalogue 1 page 669/24 EN for glass shelves.

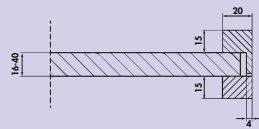
3021032 stainless steel coloured, price per PU	63.87 €
3021035 black matt, price per PU	50.17 €





### Two

The shelf support Two sets visual design highlights in the kitchen and in the living room. It convinces through straightforwardness and elegance.



### Two

Shelf support. Two-piece, made of aluminium, powder-coated with fine structure.

- for plate thickness of 16–40 mm, max. depth 200 mm
- 46–70 x 20 mm (H x T)
- load-bearing capacity\* ca. 15 kg
- profile thickness 20 x 15 mm
- not suitable for glass shelves
- delivery without shelf

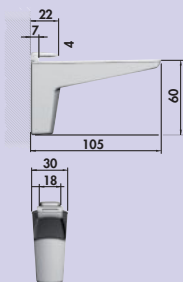
\*The load-bearing capacity depends on the wall condition. Suitable mounting material for the respective wall type is to be used (not included in scope of delivery).

<b>3021022</b> W 600 mm, matt black	<b>88.24 €</b>
<b>3021023</b> W 900 mm, matt black	<b>113.19 €</b>



### Moon

Thanks to the innovative plug-clamp-function, the shelf support Moon has a good grip on the shelf and allows it to float stylishly in front of the wall. This shelf support can be used to mount 4–25 mm thick shelves.



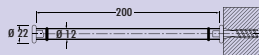
### Moon

Shelf support.

- for plate thickness of 4–25 mm
- load-bearing capacity ca. 50 kg/pair of supports for a depth of 320 mm
- bracket length 105 mm
- **only available in units of 2 pieces**

See catalogue 1 page 669/24 EN for glass shelves.

3021090	stainless steel coloured, price per PU	35.38 €
3021091	black matt, price per PU	35.38 €



### Akro



Shelf support.

- the glass plate rests vibration-free on two rubber rings
- the projection amounts to 5 mm
- depth 200 mm
- load-bearing capacity ca. 85 kg/qm glass shelf with load distributed evenly
- maximum distance between supports 700 mm
- wall mounting with dowel
- **only available in units of 2 pieces**

See catalogue 1 page 669/24 EN for glass shelves.

3021009 stainless steel matt, price per PU

66.47 €



### Glass shelf

Optional accessories for Spruzzo (3021132, 3021134), Kaiman (3021078, 3021092), Prior (3021032, 3021035), Akro (3021009) and Moon (3021090, 3021091).

- high-quality glass plates with polished edges
- thickness 8 mm
- depth 200 mm

3021013	clear glass, L 480 mm	42.52 €
3021014	clear glass, L 580 mm	45.71 €
3021026	clear glass, L 880 mm	67.14 €
3021124	clear glass, L 1140 mm	74.20 €
3021113	satinised glass, L 480 mm	62.69 €
3021114	satinised glass, L 580 mm	69.83 €
3021126	satinised glass, L 880 mm	98.91 €
3021125	satinised glass, L 1140 mm	113.61 €



ACCOMODA®

Suspended  
shelf systemes

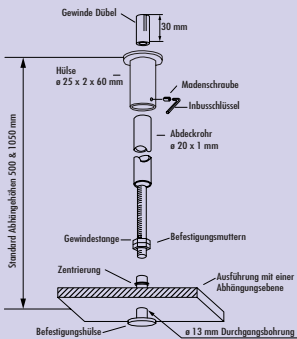
Fixed, versatile and flexible



■ Varia  
Wire suspension

Page 672

Page 673



### Varia

Suspended shelf system.

- stainless steel coloured
- incl. installation set for concrete and solid brick ceilings
- can be shortened
- load bearing capacity ca. 90 kg
- tube Ø 20 mm
- drill Ø 13 mm

**8046201** L 500 mm, max. suspension height 460 mm **85.29 €**

**8046207** L 1050 mm, max. suspension height 1010 mm **117.39 €**

### Varia intermediate ring set

Installation set for further levels.  
2 spacer rings and 2 PVC disks transparent.

**8046210** stainless steel coloured **56.39 €**



### Varia set for suspended ceilings

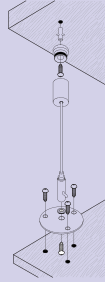
Installation set for suspended ceilings.

Set consisting of:

- 1 hanger bolt
- 1 multi-purpose dowel
- 1 connecting nut
- 1 metal dowel
- 1 hexagonal nut

**8046212** **16.30 €**





### Wire suspension

Suspension made of stainless steel wire including zinc-coated bracket.  
Length is continuously adjustable and self-locking.  
— load bearing capacity ca. 20 kg

8046095 L 1000 mm

44.71 €






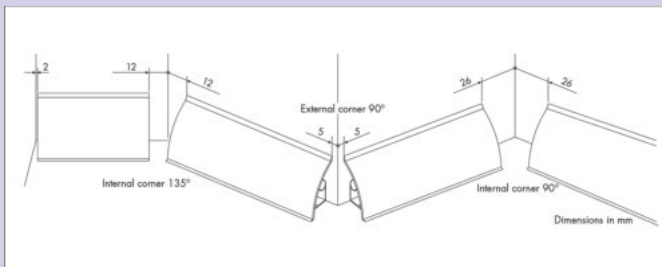
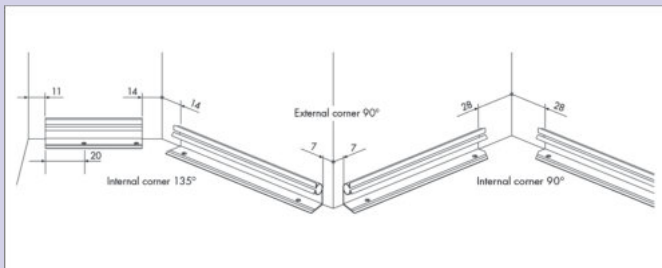
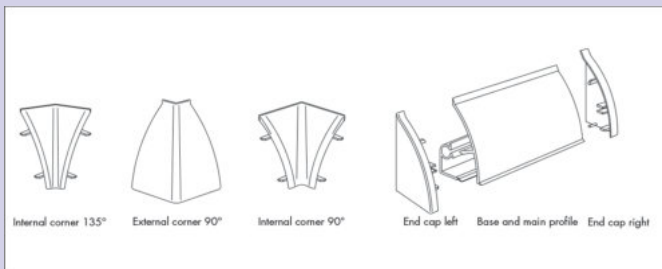
# ACCOMODA®

## Profiles

Secure joints for all  
corners and edges



■ System 9 Dessino	Page 676–677
System 7 Classic	Page 678–679
System Piccolo 14	Page 680
System sealing profile	Page 681

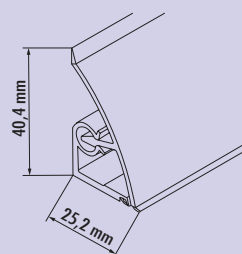



### System 9 Dessino wall joint profile

Installation instruction:

1. Cut base profile element to length at right angles as measured.
2. Cut main profile to the same length.
3. Plug the internal corner 90° onto the main profile and begin assembly in the corresponding corner. Plug-in the corner part before inserting the base profile.
4. Plug-in the corner caps.

In this manner, assemble the successive segments – and measure as often as necessary.



### System 9 Dessino wall joint profile

Standard length per profile 5.06 m.  
– 40 x 25 mm (H x D)

Only available in units of 25.30 m.

**9017002** stainless steel coloured, price per PU **377.31 €**



### System 9 Dessino end caps right

Available only in PU of 10 pcs.


**9017025** stainless steel coloured, price per PU **54.12 €**



**System 9 Dessino end caps left**

Available only in PU of 10 pcs.

**9017026** stainless steel coloured, price per PU **54.12 €**



**System 9 Dessino inside corners 90°**

Available only in PU of 10 pcs.


**9017027** stainless steel coloured, price per PU **65.38 €**



**System 9 Dessino inside corners 135°**

Available only in PU of 10 pcs.

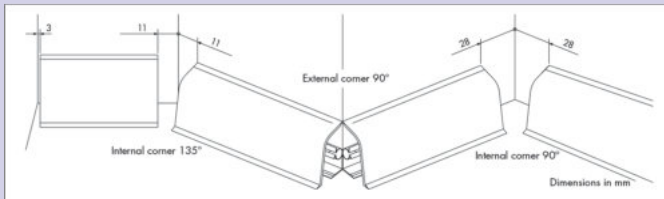
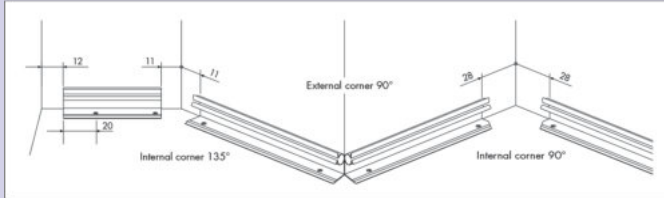
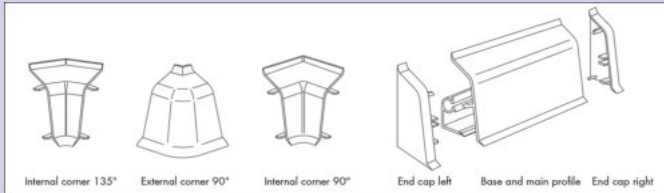
**9017028** stainless steel coloured, price per PU **71.01 €**



**System 9 Dessino outside corners 90°**

Available only in PU of 10 pcs.

**9017029** stainless steel coloured, price per PU **71.01 €**

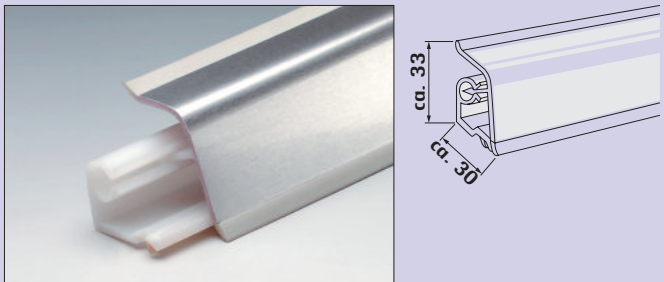


### System 7 Classic wall joint profile

Installation instruction:

1. Cut base profile element to length at right angles as measured.
2. Cut main profile to the same length.
3. Plug the internal corner 90° onto the main profile and begin assembly in the corresponding corner. Plug-in the corner part before inserting the base profile.
4. Plug-in the corner caps.

In this manner, assemble the successive segments – and measure as often as necessary.



### System 7 Classic wall joint profile

Standard length per profile 5.06 m.  
– 33 x 30 mm (H x D)

Only available in units of 25.30 m.


**9012051** stainless steel coloured, price per PU **363.03 €**



### System 7 Classic end caps right

Available only in PU of 25 pcs.

**9012064** grey to stainless steel coloured, price per PU **57.73 €**



### System 7 Classic end caps left

Available only in PU of 25 pcs.

**9012065** grey to stainless steel coloured, price per PU **57.73 €**



### System 7 Classic internal corners 90°

Available only in PU of 25 pcs.

**9012067** grey to stainless steel coloured, price per PU **81.93 €**



**System 7 Classic internal corners 135°**

Available only in PU of 10 pcs.

**9012069** grey to stainless steel coloured, price per PU

**39.58 €**



**System 7 Classic external corners 90°**

Available only in PU of 10 pcs.

**9012071** grey to stainless steel coloured, price per PU

**34.71 €**

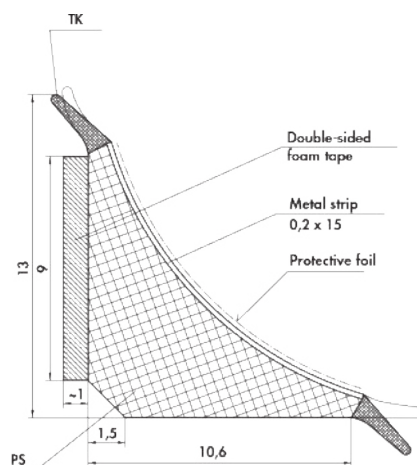


### System Piccolo 14 wall joint profile

Entirely new methods are used by the universal profile Piccolo: high strength gluing technology, combined with effective sealing lips, ensure sensationally fast installation times without compromising on functionality.

Pull off the protective film from the adhesive tape, apply with gentle pressure, in a gliding motion, beginning from one side, piece by piece – finished. If no variety in decorations is required, the universal version in genuine aluminium saves warehousing costs. So the benefits of Piccolo immediately take effect. Therefore, this universal profile should not be lacking in any range.

Piccolo is a sealing profile, a decorative profile, a profile with a function and design! It is able to replace a silicone joint in many places: in recesses in the kitchen and bathroom, but also in the overall living area, in offices, in shops, for hobbies and camping.



### System Piccolo 14 wall joint profiles

Set consisting of:  
– 5 m profile as roll and 2 sets of accessories

9012081 stainless steel coloured, price per set

55.80 €



### System Piccolo 14 set of accessories

Set consisting of:  
– 1 end cap right  
– 1 end cap left  
– 1 internal corner 90°  
– 1 internal corner 90° semi-circular shaped for insertion of the profile in vertical position  
– 1 outside corner  
– 1 internal corner 135°

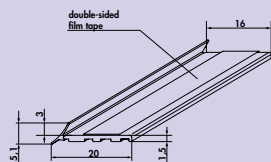
9012083 grey for stainless steel coloured, price per set

5.21 €



### System sealing profile

Fully transparent PVC niche sub-profile, which is fixed by means of tape to the niche bottom and then set on the plate along with the niche, thus a durable silicone replacement.



### System sealing profile

For niche walls 16 mm.  
— profile length 3000 mm rolled

**9015049** transparent, price per piece

**11.43 €**








# 1 BASICS

-  Sinks
-  Faucets
-  Waste collectors
-  Lighting technology
-  Sockets
-  Supporting elements
-  Cabinet equipment
-  Niche equipment

# 2 TECH

-  Ventilation technology
-  Fitting materials
-  Kitchen technology

# 3 INTERIEUR

-  Stools, Chairs, Tables



Naber GmbH  
Development · Production · Sales

Enschedestr. 24  
48529 Nordhorn  
Germany  
Tel. +49 5921 704-0  
Fax +49 5921 704-140  
naber@naber.com  
www.naber.com

**Naber**<sup>®</sup>  
...inspires!

# KITCHEN ACCESSORIES



2 TECH

**Naber**<sup>®</sup>  
...inspires!

COMPAIR®

Ventilation  
technology



Power

Ventilation  
technology



This is what the experts bank on: superb air duct technology with perfectly coordinated components from Naber! For all types of kitchen ventilation, extremely adaptable and powerful, simple to install and designed for optimum efficiency. COMPAIR® ventilation systems are the result of proprietary developments that are ingeniously engineered down to the last detail. With their specifically designed cross-section geometry, they are ideally equipped for durable, efficient recirculating or exhaust air ducting in the kitchen.

And with COMPAIR PRIME flow®, the COMPAIR® ventilation technology has once again been creatively perfected in every category. Starting with the highly efficient, whisper-quiet operation, the "update" for the air duct systems with integrated cable management for electricity and data cables (if required) and a new type of support for the flat ducts with increased pressure resistance. Through to the ultralightweight shell assembly of the wall conduct with Thermobox and award-winning stainless steel louvres. With this quantum leap, Naber defines the new standard for air duct systems for extractor hoods. For exhaust air, recirculating air and all extractor systems!

[www.compair-flow.com/en/](http://www.compair-flow.com/en/)



**The website  
with all the answers to questions  
about ventilation technology!**

[www.com-pair-flow.com/en/](http://www.com-pair-flow.com/en/)



The website for architects,  
planners, interior designers, users




### Perfectly integrated kitchen ventilation

Your customers expect good home air. We show which planning steps make sense when, which devices are available, and how you can innovatively harmonise the wishes of your clients and the service of your trade partners.



### Ideally installed extractors

How are the air duct system and the wall conduct optimally installed? Which components get the most out of the extractor system? What options are offered by Naber innovations? We provide all the necessary answers!



### Optimally planned airflow

There are many solutions for kitchen ventilation and a host of device variations. As a professional you can keep your cool. Because at Naber you'll find the right component for efficient and quiet airflow, whatever the planning scenario. Especially valuable: our practical tips for your planning!



### Better cooking, better living – thanks to good air

Moving air is complex – just like the removal of odours and damp. The right extractor therefore has a fundamental impact on health and living comfort. When it comes to finding solutions, Naber's expertise convinces planners, kitchen professionals and kitchen buyers!

## Keywords

exhaust air or  
circulating air?

extractor fans in dif-  
ferent kitchen shapes

construction types

the right dimensions

optimal performance

installation types

required width

pressure losses

noise emission

degree of grease  
separation

technical foundations

core hole and wall  
conduct

installation

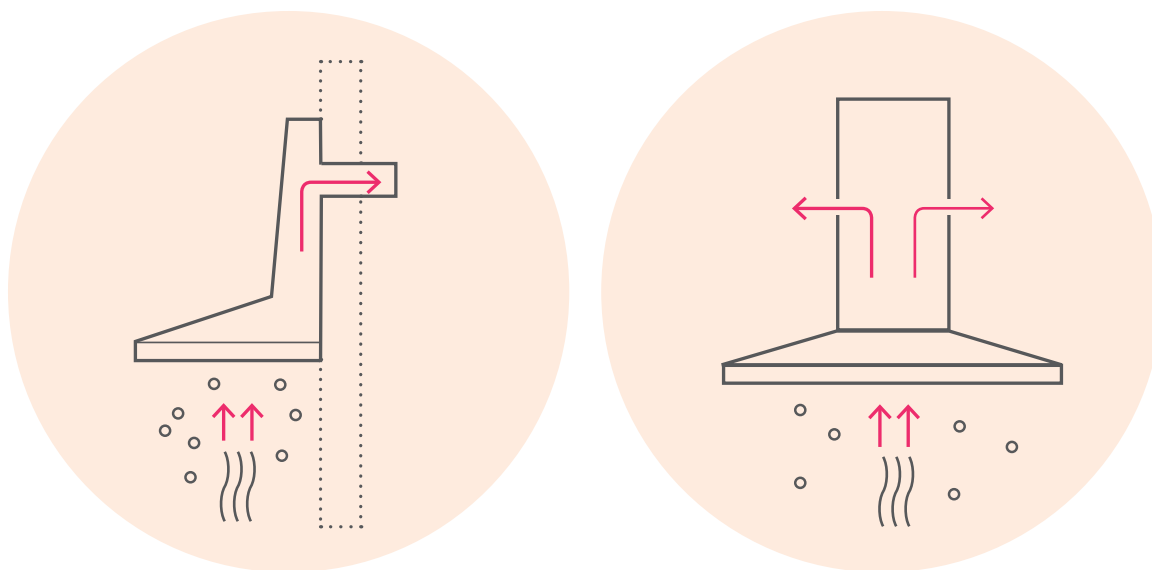
acoustic decoupling

condensation trap

maintenance  
requirement

energy efficiency

# Guide to extractor systems for kitchens



**Compact knowledge  
for planners, surveyors and users**

**Free download:  
[www.naber.com](http://www.naber.com) / [www.compair-flow.com/en/](http://www.compair-flow.com/en/)**

## Projectpartners:



**Institut für Holztechnologie  
Dresden (gemeinnützige GmbH)**



**Institut für Technische Gebäudeausrüstung Dresden  
Forschung und Anwendung GmbH**  
Prof. Oschatz, Prof. Hartmann, Prof. Werdin




**Passivhaus Institut, Darmstadt**  
Dr. Wolfgang Feist



**Naber GmbH**

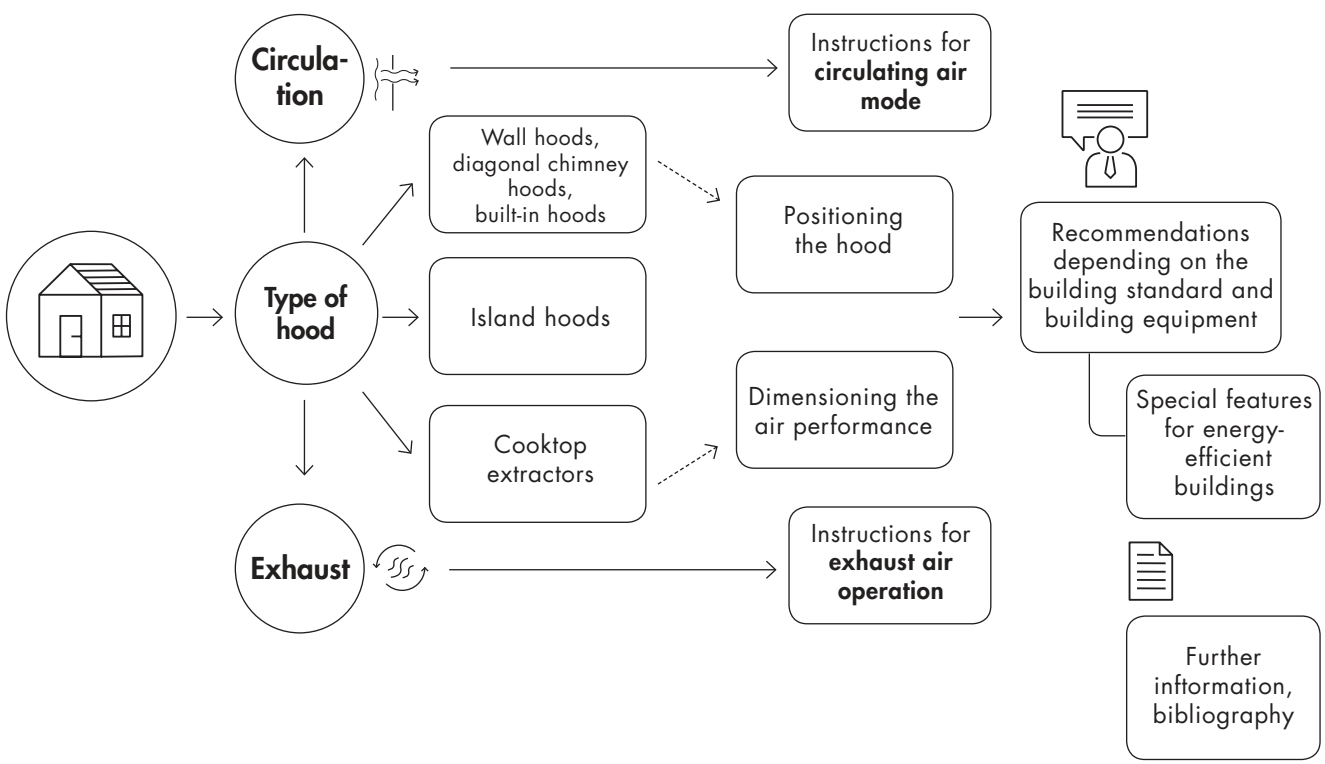
**Funded by: Bundesinstitut für Bau-, Stadt- und Raumforschung (in the Bundesamt für Bauwesen und Raumordnung)**

# Guide to extractor systems for kitchens



Kitchen ventilation –  
in a nutshell

## Overview, content



## Key topics

- overview of available extractor systems

---

- general planning information

---

- dimensioning the air performance

---

- instructions for circulating air mode and exhaust air operation

---

- recommendations depending on the building standard and building equipment

---

- special features for energy-efficient buildings

---

- recommendations for buildings with very low heating requirements  
(e. g. passive house and efficiency house 40)

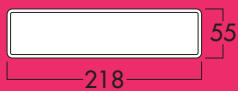





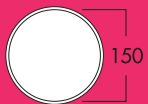



# COMPAIR®

## Ventilation technology

Flexible system solutions  
remove your kitchen vapours

Ventilation  
technology



**COMPAIR® PRIME flow 150** (system Ø 150)  
Quantum leap  
in ventilation technology Page 9–32

**COMPAIR STEEL flow® 150** (system Ø 150)  
Complete system made of metal,  
resistant and non-flammable Page 33–42

**COMPAIR® flow 150** (system Ø 150)  
The programme for optimal flow performance  
Page 43–64

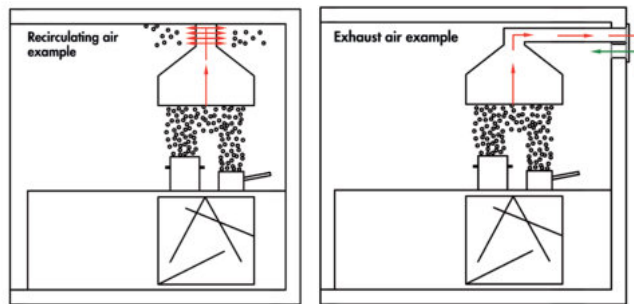
**COMPAIR® flow 125** (system Ø 125)  
Strong for fresh and waste air technology  
Page 65–80

**COMPAIR® top** (system Ø 125 flat)  
High performance ventilation Page 81–88

**COMPAIR® norm** (system Ø 100)  
The range for a good indoor climate  
Page 89–94

**COMPAIR® Accessories**  
Problem-free connection Page 95–104

## Extraction solution – decision for better air in the kitchen



Nothing is more effective, provided it is structurally feasible, than transporting kitchen fumes and vapours to the outside in a controlled manner. If you can, you should always operate your kitchen hood with air extraction.


A powerful extractor hood combined with a pressure loss-minimising Naber COMPAIR® flow exhaust duct and Naber wall conduct that only opens during hood operation and which is tightly sealed to the wall, ensure a perfect kitchen climate.

Also with regard to the legal situation, today and in the future, you are on the safe side with an exhaust

air solution. All energy technology standards are observed. The most up-to-date tests show that even today's highly insulated new buildings, so-called low-energy houses, should be equipped with a kitchen hood with extractor function.

The advantages of an extraction system are clear to see. Alongside the operating costs, a recycling air hood is not only louder but also more grease and odour particles remain in the kitchen. This has a negative effect on the kitchen air, and forms an ideal breeding ground for mould.

## COMPAIR® flow – the extraction system that convinces through performance and flexibility



Intelligent kitchen extraction systems today play a key role in improving the condition of kitchen air. Perfectly coordinated exhaust ducts, wall conducts and outdoor blind components from Naber not only optimise the hood and volume flow performance – they also have a direct positive effect on hygiene and health. At the same time, with a variety of system parts in diverse sizes and forms, the Naber COMPAIR® flow system offers the greatest possible flexibility and enables individual exhaust planning

solutions for virtually all spatial conditions.

A special addition to the COMPAIR® flow system components is represented by the Naber THERMOBOX. Integrated in a wall conduct connected to the exhaust air duct system it provides a heatinsulating effect when the hood is not in operation. A U-value of approx. 2.2 W/(m<sup>2</sup>K) is achieved.

That corresponds to the insulating performance of double-glazed windows.


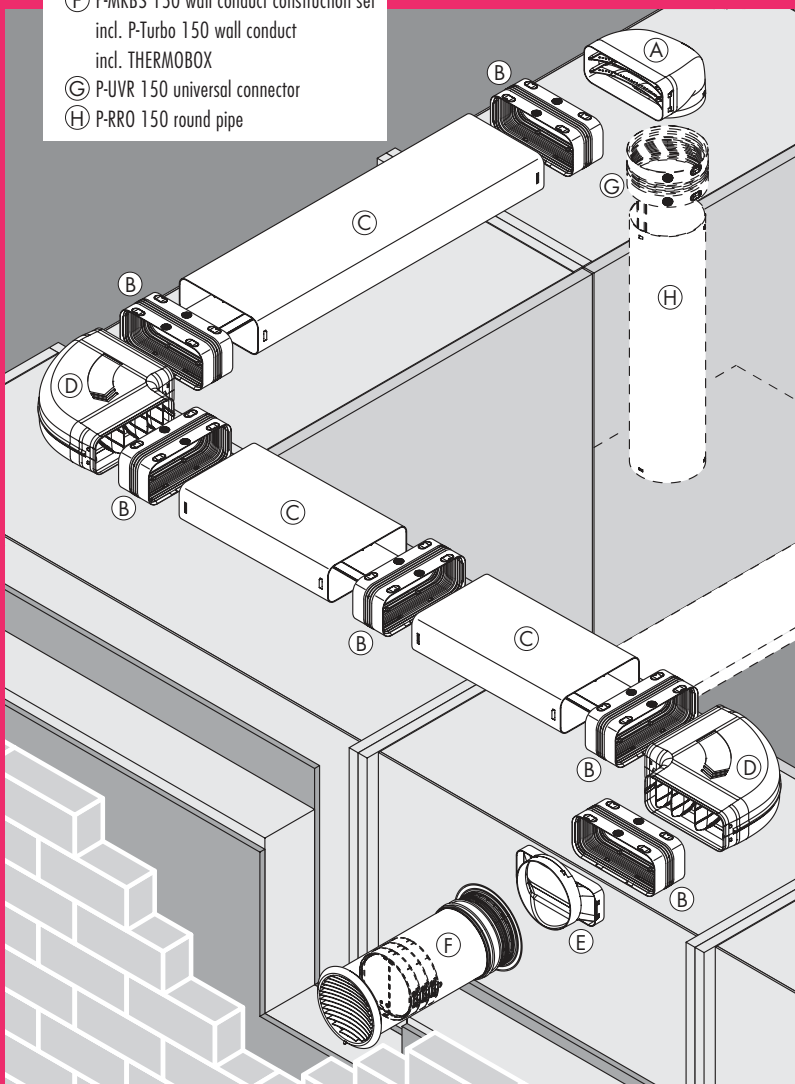
# COMPAIR® PRIME flow®

## System Ø 150


Quantum leap  
in ventilation technology

### Fitting example

- Ⓐ P-UR 150 deflector 90°
- Ⓑ P-UVB 150 universal connector
- Ⓒ P-VRO 150 flat duct pipe
- Ⓓ P-RBH 150 pipe bend horizontal 90°
- Ⓔ P-MAS 150 wall connector
- Ⓕ P-MRBS 150 wall conduct construction set  
incl. P-Turbo 150 wall conduct  
incl. THERMOBOX
- Ⓖ P-UVR 150 universal connector
- Ⓗ P-RRO 150 round pipe



Ventilation  
technology



Flat duct pipes and accessories	Page 12–15
Round pipe and accessories	Page 16
Wall conducts	Page 17–22
Ventilation technology for hob extractors	Page 23–30



# COMPAIR PRIME flow®

## Quantum leap in ventilation technology

Developed for exhaust air, recirculating air and hob ventilation. The new benchmark – worldwide!



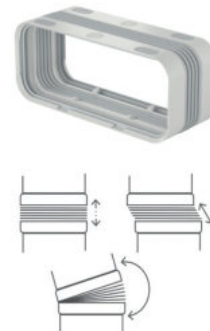
With **COMPAIR PRIME flow®**, the world market leader Naber has made kitchen ventilation better, more efficient and installation-friendly in every category. Consistently well engineered, from the installation of the wall conduct in the building shell to the whisper-quiet operation. And: ecological product design and socially responsible production significantly increase sustainability.

Every part of **COMPAIR PRIME flow®** performs its task superbly, bringing the kitchen ventilation system to perfection, regardless of the manufacturer. Elaborate 3D flow simulations endow the pipe bends and deflectors with unprecedented efficiency. The bionic widening of the pipe cross-sections and the special shape of the guide vanes ensure the lowest possible resistance in the air flow. For maximum flow capacity, quiet operation and minimum electricity costs of the extractor hood.

Whatever the floor plan, whatever the extractor hood or the installation method – **COMPAIR PRIME flow®** always offers the optimum solution for the utmost convenience and efficiency. At the same time, kitchen fitters benefit from the unbeatably simple and safe assembly!


### Universal connector (flat or round)

The unique centrepiece of the **COMPAIR PRIME flow®** system makes the air duct installation safer and simpler than ever before. Insert, push, click – done! The soft, slightly raised contact points provide sound decoupling. And the compensator ring enables movement in any direction up to 15 degrees. This means offsets can be realised easily and effortlessly.



### Safe, simple and fast assembly!

**COMPAIR PRIME flow®** saves valuable time during installation! Clear direction arrows on the bends indicate the laying direction. Components can be pre-assembled as required. The new N-Klick system of lip seals and click elements provides for secure and airtight connection of all components – entirely without adhesive tape and silicone.



### COMPAIR PRIME flow® wall conduct

All-round carefree solution with energy-saving, mechanical THERMOBOX and weatherproof stainless steel blinds in two award-winning designs. Airtight and rainproof thanks to the integrated seals. Optional wall connector for horizontal flat duct connection.



### Wall conduct shell construction set

Each **COMPAIR PRIME flow®** wall conduct set includes a separately packaged shell construction set. It consists of the new wall connection sleeve, which provides secure and airtight fixture of the ventilation pipe in the core drill hole, a penetrating round pipe and two hard foam plugs for the inner and outer wall, which are removed later. In this way, the extractor system can be connected to a clean, dust-free pipe.



# COMPAIR PRIME flow®

One system. One solution. For every device!

## System components



### Universal connector flat/round

Ingeniously simple, simply ingenious! The universal connector guarantees a permanently tight air duct system with maximum efficiency and built-in flexibility. The double, permanently elastic 2-lip seal always provides a clean and perfect seal for the connections. The flexible compensator allows the stretching, compressing, shifting and bending of otherwise rigid air ducts, whilst maintaining optimum aerodynamic properties.



### Horizontal pipe bend 90°, round duct bend 90°, deflector 90°

Whether flat or round – the pipe bends and deflectors feature minimal flow resistance. Three-dimensionally curved, concave and convex guide vanes enable optimum flow behaviour. No air congestion due to bionically designed housing. Turbulators prevent flow separation and ensure maximum air capacity, quiet operation and reduced electricity costs of the extractor hood. Click-in elements connect the moulded parts securely to the universal connector, with direction arrows on the housing to guarantee error-free installation.



### Flat duct pipe and round pipe

With N-Klick system for airtight connection to the universal connector. With optional support (for flat ducts, for installation in floor construction) and optional integrated cable duct.



### Cable duct

Insert or clip – and cables are safely routed in the pipe.



### Support

For flat ducts, when laying in the floor structure. Optimised shape for high load-bearing capacity. With integrated cable routing.



### Connection to hob extractors

Perfect air guidance right from the start: for the best possible extraction of cooking vapours, even at low fan speeds.



### Wall connector

Whether round or flat, with a bend or straight: insert air duct, it fits and is tight!



### COMPAIR PRIME flow® wall conduct

Beautiful and efficient, with the heat retention system THERMOBOX and stainless steel external blind Turbo or P-E-JAL Col. For round duct systems or with the wall connector for a flat duct connection.



### Wall connection sleeve with 3-lip seal

Tight all round, because the 3-lip seal provides perfect sealing of the core drill hole on the inside wall. Installed without silicone and completely without tools! Cleverly designed with plastering edge and adjustment aid.



### Plastic pipe


Avoids thermal bridges.



### Hard foam plug

For the inside and outside. Protect against dust and dirt during the shell construction and completion phase. With plastering edge for precise work.

### COMPAIR PRIME flow® – the video.




Scan QR code or watch on [naber.com](http://naber.com)!

### COMPAIR PRIME flow® – the information brochure.

All the information about the most high-performant extractor system!

[naber.com/en/downloads/compair-prime-flow/](http://naber.com/en/downloads/compair-prime-flow/)



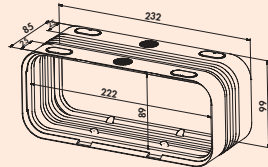


### COMPAIR PRIME flow® 150

Optimally innovative, efficient and airtight, high-performant and easy to install: there are plenty of good reasons to call COMPAIR PRIME flow® a "quantum leap in ventilation technology"! The new wall conduct alone, which consists of an innovative shell construction installation set, integrated THERMOBOX and award-winning stainless steel blinds, shows that the COMPAIR® ventilation technology has once again been perfected in every category.

The installation advantages of COMPAIR PRIME flow® come to the fore especially in difficult construction situations. Thanks to the new universal connector with integrated 2-lip seal, built-in flexible compensator and N-Klick system with click-in elements, no tools, silicone or adhesive tape are required for installation. The aerodynamically optimised, ultra-efficient air duct system enables whisper-quiet operation of the extractor hood. Optional supports for the flat ducts also make it possible for them to be laid in the floor structure. The integrated cable guide facilitates the safe and reversible routing of electrical and data cables.

Naber thus redefines the standard for ventilation systems for extractor hoods – whether they work with exhaust air, recirculating air or hob ventilation. And: the ecological product design of COMPAIR PRIME flow® significantly improves sustainability and helps to save energy.

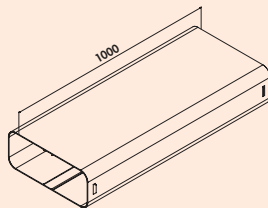


### P-UVB 150 universal connector

- flexible connector for flat duct pipes and flat duct pipe bends
- manufactured in one piece from soft and hard components
- 2-lip seal for **airtight** installation, fulfils at least tightness class ATC3 according to DIN EN 16798 in system construction
- outer grip points for better handling and decoupling of structure-borne sound
- compensator for flexible installation, horizontal/ vertical 0°–15°
- length 85 mm

4051004 light grey

15.46 €

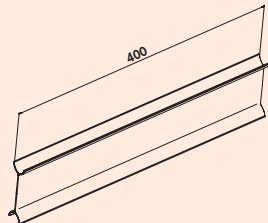



### P-VRO 150 flat duct pipe

- N-Klick system for secure connection with the universal connector
- cable routing in ventilation duct (optional)
- installation in the floor structure using a support (optional)
- length 1000 mm

4051001 light grey

33.95 €

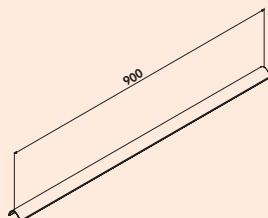


### P-STs 150 support

- insertion into P-VRO 150 flat duct pipe
- for installation in the floor structure
- two supports per metre
- tread load 100 kg
- with integrated cable guide
- length 400 mm

4051003 light grey

4.87 €

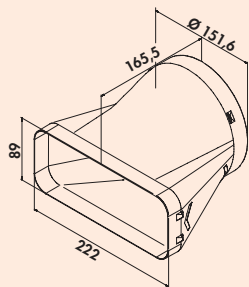


### P-KBK cable duct

- insertion into P-VRO 150 flat duct pipe and P-RRO 150 round pipe
- for cable routing in the air duct: width 18 mm, Ø 9 mm
- length 900 mm

4051002 light grey

6.72 €

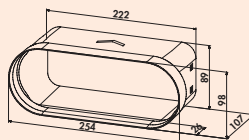


### P-EST 150 end piece

- N-Klick system for secure connection with the universal connector
- for direct transition from flat to round
- optimised flow guidance enables loss-free transition

4051018 light grey

26.30 €

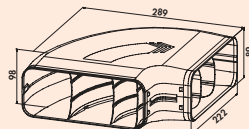


### P-BA 150 adapter

- N-Klick system for secure connection with the universal connector
- enables direct connection of the Naber COMPAIR®PRIME-flow-system to BORA extractor systems and duct elements
- optimised flow guidance enables loss-free transition

4051005 light grey

10.92 €

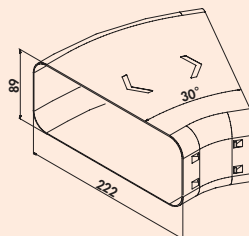


### P-RBH 150 pipe bend horizontal 90°

- N-Klick system for secure connection with the universal connector
- with optimised guide vanes
- improved flow technology

4051006 light grey

33.70 €

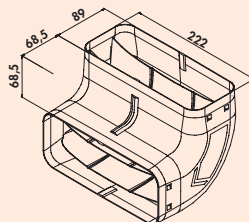


### P-RBH 150 pipe bend horizontal 30°

- N-Klick system for secure connection with the universal connector
- improved flow technology

4051007 light grey

18.15 €

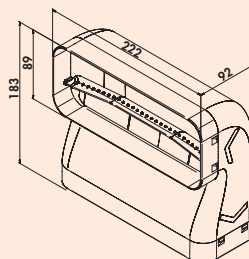


### P-RBV 150 pipe bend vertical 90°

- N-Klick system for secure connection with the universal connector
- with optimised guide vanes
- improved flow technology

4051008 light grey

25.13 €

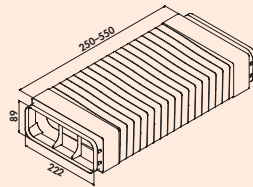



### P-RBV 150 pipe bend vertical 90° short

- connection to downdraft ventilation systems at a worktop depth of 600 mm
- for space-saving deflection in the base area
- N-click system for a secure connection to the universal connector
- with optimised guide vanes
- improved flow technology

4051033 light grey

35.04 €

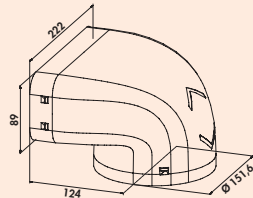


### P-RBFLEX system 150 pipe bend with flexi-duct

- N-Klick system for secure connection with the universal connector
- for deflections up to 90°
- significantly reduced flow resistance compared to flexible hoses
- to maintain optimum flow performance: use of deflectors with flexi-duct only in exceptional cases if there is no other technical solution.
- length 250–550 mm
- **Make sure that the flexi-duct is laid firmly and smoothly!**

4051009 light grey

50.34 €

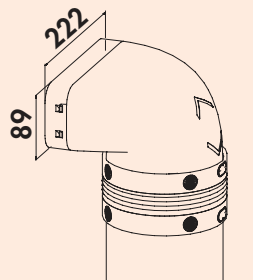


### P-UR 150 deflector 90°

- N-Klick system for secure connection with the universal connector
- with optimised guide vanes
- improved flow technology

4051011 light grey

30.42 €



### P-UR 150 deflector 90° with round pipe

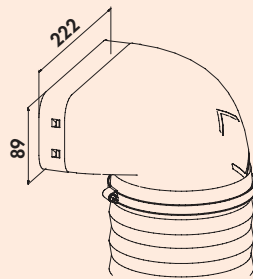
- incl. universal connector
- optimised flow technology
- snap-in lugs for a secure connection to the universal connector
- installation without adhesive tape and tools
- **Make sure that the flexi-duct is laid firmly and smoothly!**

4051012 L 500 mm, light grey

65.30 €

4051013 L 1000 mm, light grey

84.75 €



### P-URX 150 deflector 90° with flexi-duct

- N-Klick system for secure connection with the universal connector
- incl. two hose clamps
- significantly reduced flow resistance compared to flexible hoses
- to maintain optimum flow performance: use of deflectors with flexi-duct only in exceptional cases if there is no other technical solution.
- **Make sure that the flexi-duct is laid firmly and smoothly!**

4051014 L 500 mm, light grey

74.48 €

4051015 L 1000 mm, light grey

105.04 €



### Prime 150 flat duct set 1

- N-Klick system for secure connection with the universal connector
- with optimised guide vanes
- improved flow technology

#### Set consisting of:

- 2 x P-VRO 150 flat duct pipe (4051001)
- 1 x P-UR 150 deflector 90° (4051011)
- 1 x P-RRO 150 round pipe, 1000 mm (4051023)
- 1 x P-EST 150 end piece (4051018)
- 1 x P-UVR 150 universal connector round (4051024)
- 3 x P-UVB 150 universal connector flat (4051004)

4051016 light grey

224.41 €





### Prime 150 flat duct set 2

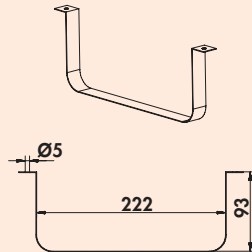
- N-Klick system for secure connection with the universal connector
- with optimised guide vanes
- improved flow technology

#### Set consisting of:

- 3 x P-VRO 150 flat duct pipe (4051001)
- 1 x P-UR 150 deflector 90° (4051011)
- 1 x P-RR0 150 round pipe, 1000 mm (4051023)
- 1 x P-EST 150 end piece (4051018)
- 1 x P-RBH 150 pipe bend horizontal 90° (4051006)
- 1 x P-UVR 150 universal connector round (4051024)
- 5 x P-UVB 150 universal connector flat (4051004)

4051017 light grey

307.22 €



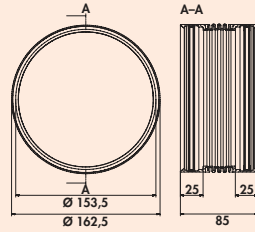
### Flat duct bracket 150

For laying flat ducts on ceilings and walls.

4043019 stainless steel

8.32 €

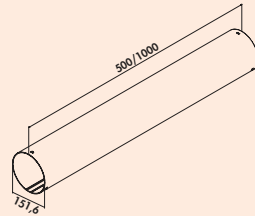





### P-UVR 150 universal connector

- flexible connector for round pipes and round pipe bends
- manufactured in one piece from soft and hard components
- 2-lip seal for **airtight** installation, fulfils at least tightness class ATC3 according to DIN EN 16798 in system construction
- outer grip points for better handling
- compensator (compressible and expandable) for flexible installation, horizontal/ vertical 0°–15°.
- length 85 mm

4051024 light grey 15.46 €

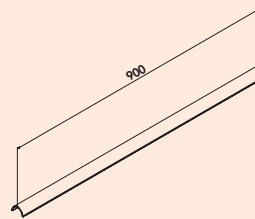



### P-RRO 150 round pipe

- N-Klick system for secure connection with the universal connector
- cable routing in ventilation duct (optional)

4051022 L 500 mm, light grey 19.58 €

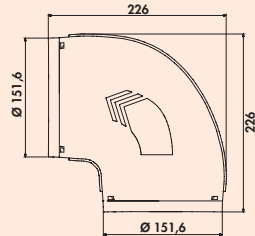
4051023 L 1000 mm, light grey 39.08 €



### P-KBK cable duct

- insertion into P-VRO 150 flat duct pipe and P-RRO 150 round pipe
- for cable routing in the air duct: width 18 mm, Ø 9 mm
- length 900 mm

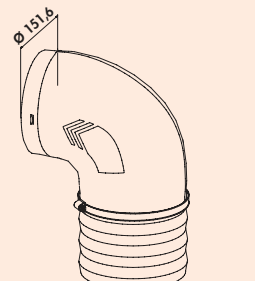
4051002 light grey 6.72 €



### P-RBV 150 pipe bend 90°

- N-Klick system for secure connection with the universal connector
- with optimised guide vanes
- improved flow technology

4051025 light grey 25.21 €

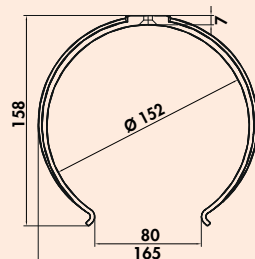


### P-RBVX 150 pipe bend 90° with flexi duct

- N-Klick system for secure connection with the universal connector
- incl. two hose clamps
- significantly reduced flow resistance compared to flexible hoses
- to maintain optimum flow performance: use of deflectors with flexi-duct only in exceptional cases if there is no other technical solution.
- **Make sure that the flexi-duct is laid firmly and smoothly!**

4051026 L 500 mm, light grey 67.18 €

4051027 L 1000 mm, light grey 100.59 €



### P-RKH 150 round duct holder

- for wall and ceiling mounting
- recommended spacing 500 mm

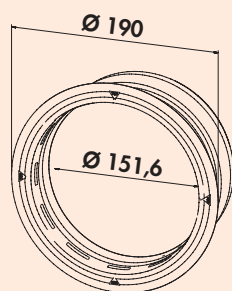
4051028 light grey 5.13 €



### COMPAIR PRIME flow Turbo® 150

For downdraft/hob ventilation systems, the exhaust duct system has to be laid on or in the floor. Adapted to the installation planning and the structural possibilities, the COMPAIR PRIME flow Turbo® wall conduct offers an efficient exhaust air solution

for downdraft extractor systems and thus enables the controlled exhaust air ducting of the vapours in the different installation variants of our proven air duct system. COMPAIR PRIME flow Turbo® is designed for both floor-level wall installation (min. 200 mm above the floor) as well as for conventional installation at ceiling height. The special geometry of the external blind works according to the free-jet principle and directs the vapour away from the house facade.



### P-Turbo 150 wall conduct incl. THERMOBOX



Wall conduct, incl. THERMOBOX heat retention system and **Turbo stainless steel external blind** for installation close to the ground and for conventional installation at ceiling height.

Two-stage installation:

1. Assembly of the separately packaged construction kit
2. Toolless insertion of the heat retention system and the blind


- N-Klick system for secure connection with the universal connector
- direct connection of the flat adapter, round pipe or round pipe bends
- Blower-Door certified (necessary opening pressure >65 Pa)

Raw construction set:

- raw construction set for installation in the wall at any time
- max. wall thickness 550 mm, can be shortened to 220 mm
- core hole drilling in nominal Ø 162 or 164 mm
- hard foam plugs to protect against dirt during the construction phase
- wall sleeve for tool-free installation and sealing against leakage

4051064 white, stainless steel

264.70 €



### P-Turbo flow 150 wall conduct incl. THERMOBOX



Wall conduct, incl. THERMOBOX heat retention system and **Turbo stainless steel external blind** for installation close to the ground and for conventional installation at ceiling height.

Two-stage installation:

1. Assembly of the separately packaged construction kit
2. Toolless insertion of the heat retention system and the blind

- N-Klick system for secure connection with the universal connector
- direct connection of the flat adapter, round pipe or round pipe bends
- Blower-Door certified (necessary opening pressure >65 Pa)

Raw construction set:

- raw construction set for installation in the wall at any time
- max. wall thickness 550 mm, can be shortened to 220 mm
- core hole drilling in nominal Ø 162 or 164 mm
- hard foam plugs to protect against dirt during the construction phase
- wall sleeve for tool-free installation and sealing against leakage

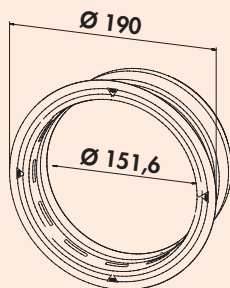
4051065 white, stainless steel

264.49 €



### COMPAIR PRIME flow® E-Jal Col® 150

COMPAIR PRIME flow® air ducts and the components of the wall conduct technology are precisely coordinated to prevent heat loss. The wall conduct system with high-quality stainless steel external blinds contains the THERMOBOX heat retention system with a U-value of only 2.2 W/(m²K). This creates highly efficient thermal insulation of the exhaust air opening in the building envelope. The ShutterTec retention system of the THERMOBOX prevents flow and heat losses when the extractor hood is not in operation. When the extractor is in operation, it maximises the air delivery rate. Thanks to the innovative opening and closing mechanism, the outlet already opens at a low volume flow. Due to the defined opening pressure, vibration and rattling noises caused by wind are avoided. The THERMOBOX heat retention system is blower door certified.



### P-E-Jal Col 150 wall conduct incl. THERMOBOX



Wall conduct, incl. THERMOBOX heat retention system and **P-E-Jal Col stainless steel external blind** for installation close to the ground and for conventional installation at ceiling height.

Two-stage installation:

1. Assembly of the separately packaged construction kit
2. Toolless insertion of the heat retention system and the blind


- N-Klick system for secure connection with the universal connector
- direct connection of the flat adapter, round pipe or round pipe bends
- Blower-Door certified (necessary opening pressure >65 Pa)

Raw construction set:

- raw construction set for installation in the wall at any time
- max. wall thickness 550 mm, can be shortened to 220 mm
- core hole drilling in nominal Ø 162 mm
- polystyrene plugs to protect against dirt during the construction phase
- wall sleeve for tool-free installation and sealing against leakage

4051066 white, stainless steel

327.90 €



### P-E-Jal Col flow 150 wall conduct incl. THERMOBOX



Wall conduct, incl. THERMOBOX heat retention system and **P-E-Jal Col stainless steel external blind** for installation close to the ground and for conventional installation at ceiling height.

Two-stage installation:

1. Assembly of the separately packaged construction kit
2. Toolless insertion of the heat retention system and the blind

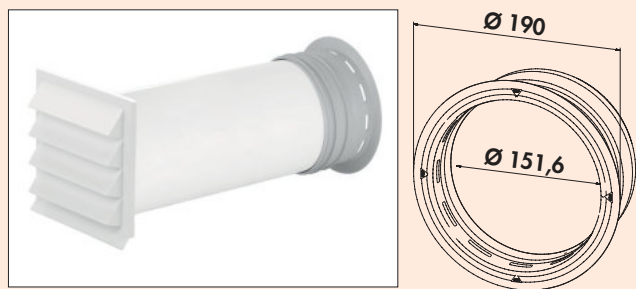
- N-Klick system for secure connection with the universal connector
- direct connection of the flat adapter, round pipe or round pipe bends
- Blower-Door certified (necessary opening pressure >65 Pa)

Raw construction set:

- raw construction set for installation in the wall at any time
- max. wall thickness 550 mm, can be shortened to 220 mm
- core hole drilling in nominal Ø 162 mm
- polystyrene plugs to protect against dirt during the construction phase
- wall sleeve for tool-free installation and sealing against leakage

4051067 white, stainless steel

327.08 €

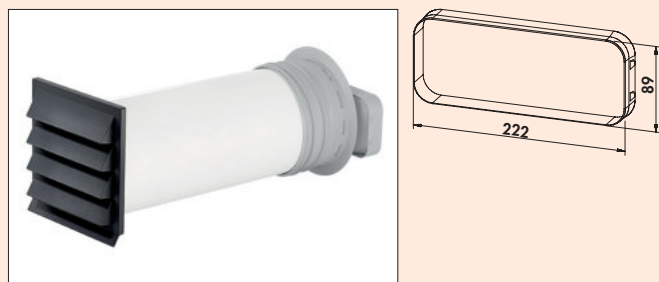


### P-K-Klima-R 150 wall conduct

Wall conduct, with backflow trap

- N-Klick system for secure connection with the universal connector
- direct connection of the flat adapter, round pipe or round pipe bends
- max. wall thickness 550 mm, can be shortened to 220 mm
- core hole drilling in nominal Ø 162 or 164 mm
- wall sleeve for tool-free installation and sealing against leakage

<b>4051068</b> white	<b>59.38 €</b>
<b>4051070</b> anthracite	<b>60.89 €</b>
<b>4051074</b> brick red	<b>59.38 €</b>
<b>4051076</b> light grey	<b>60.89 €</b>

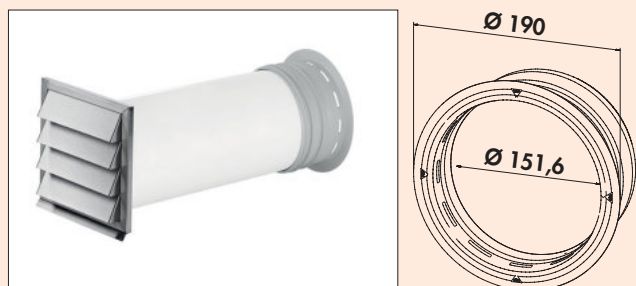


### P-K-Klima flow 150 wall conduct

Wall conduct, with backflow trap

- N-Klick system for secure connection with the universal connector
- direct connection of the flat adapter, round pipe or round pipe bends
- max. wall thickness 550 mm, can be shortened to 220 mm
- core hole drilling in nominal Ø 162 or 164 mm
- wall sleeve for tool-free installation and sealing against leakage

<b>4051069</b> white	<b>70.91 €</b>
<b>4051071</b> anthracite	<b>72.43 €</b>
<b>4051075</b> brick red	<b>70.91 €</b>
<b>4051077</b> light grey	<b>72.43 €</b>

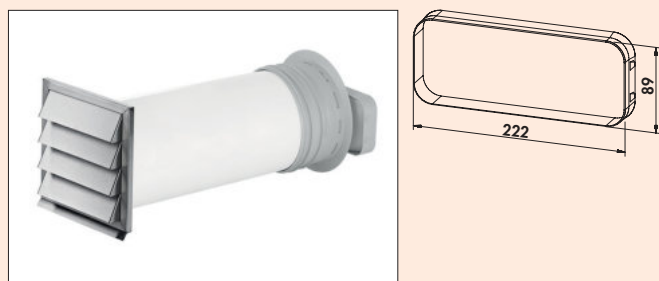


### P-Klima-E 150 wall conduct

Wall conduct, with backflow trap

- N-Klick system for secure connection with the universal connector
- direct connection of the flat adapter, round pipe or round pipe bends
- max. wall thickness 550 mm, can be shortened to 220 mm
- core hole drilling in nominal Ø 162 or 164 mm
- wall sleeve for tool-free installation and sealing against leakage

<b>4051078</b> white, stainless steel	<b>201.82 €</b>
---------------------------------------	-----------------

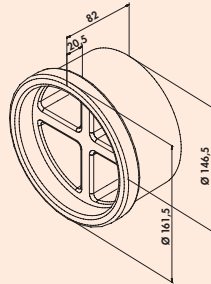


### P-Klima-E flow 150 wall conduct

Wall conduct, with backflow trap

- N-Klick system for secure connection with the universal connector
- direct connection of the flat adapter, round pipe or round pipe bends
- max. wall thickness 550 mm, can be shortened to 220 mm
- core hole drilling in nominal Ø 162 or 164 mm
- wall sleeve for tool-free installation and sealing against leakage

<b>4051079</b> white, stainless steel	<b>211.74 €</b>
---------------------------------------	-----------------



**P-MRBS 150 wall conduct construction set**

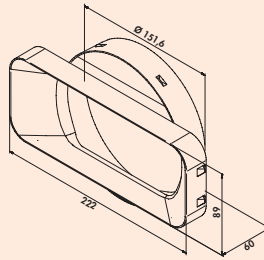
- for on-site installation and in preparation for wall conduct installation
- connection of round pipe and round pipe bends

Set consisting of:

- 1 x P-RRO 150 round pipe, 500 mm
- 1 x wall connection sleeve
- 2 x hard foam plugs

**4051029** white/light grey

**42.52 €**

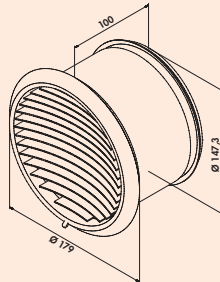



**P-MAS 150 wall connector**

- N-Klick system for secure connection with the universal connector
- adapter for connecting flat duct pipe and flat duct bends to P-MRBS 150 wall conduct pipe set

**4051020** light grey

**8.91 €**



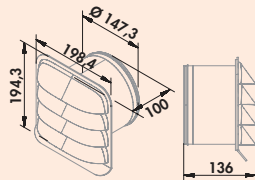
**P-Turbo 150 external blind**

Without backpressure shutter for connection to round pipe.

- connector depth 100 mm incl. foam and lip seal
- only when used with the THERMOBOX

**4043070** Ø 150 mm, stainless steel

**145.38 €**



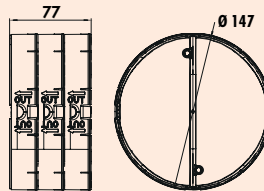
**P-E-Jal Col outside blind**

Without backpressure shutter for connection to round pipe.

- connector depth 100 mm incl. foam and lip seal
- only when used with the THERMOBOX

**4051063** Ø 150 mm, stainless steel

**215.13 €**



**THERMOBOX 150**

Heat retention system THERMOBOX for retrofitting of existing **Naber® wall conducts** and suitable for vertical installation (exhaust air outlet via the roof).

- Blower-Door certified (required opening pressure >65 Pa)

**4043064** black, silver

**79.33 €**

# COMPAIR® GREENflow

The modular recirculating air filter system for downdraft hoods/hob ventilation



## No consequential damage due to damp air

The guidance of cooking vapours in the base area can lead to considerable consequential damage caused by the moist air in downdraft extractor fans with conventional circulating air solutions. The Naber GREENflow Filterbox for downdraft/hob ventilation can be employed in a modular fashion and safely guides the cooking vapours out of the furniture. The damp air does not come into contact with furniture parts or floor coverings. Moisture damage or contamination of the cabinet bottoms are thus prevented.

## High flexibility

The GREENflow Filterbox can be mounted in all standard furniture bodies in the base area (base heights 100-150 mm). Furniture feet can be replaced by the base leveller integrated into the Filter-



box. GREENflow can be flexibly positioned in the base area and is compatible with almost all downdraft hoods/hob ventilation systems on the market.

## Excellent odour reduction

Adjustable guide vanes in the filter boxes distribute the air flow evenly to the flow-optimised outlet grid. The result is low flow speeds and barely perceptible air movement in the base area. The optional activated carbon filters can be regenerated several times and have a curved shape (OMEGA shape).

The OMEGA shape increases the filter surface by more than 60 % (compared to standard filters). Due to the maximised filter surface, the system achieves excellent odour reduction. A synthetic foam activated carbon filter is used for filtration. This is hydrophobic (water-repellent), which means that no moisture remains in the filter or in the filter system.



## GREENflow filterbox

- modular/flexible system
- suitable for 100–150 mm base heights
- even distribution of the airflow
- reliably removes the cooking fumes
- integrated base leveller (optional use, load capacity up to 300 kg)
- flow-optimised slatted grid (anodised aluminium)
- suitable for extractor systems with or without their own activated carbon filter



## GREENflow OMEGA-Filter

- synthetic activated carbon filter
- up to 60 % larger filter surface
- hydrophobic
- can be regenerated several times and thus saves costs
- reduces the pressure loss and the noise development of the extractor system
- simple maintenance of the filter





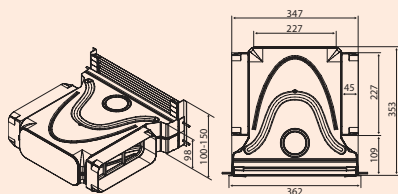

### GREENflow

The modular recirculating air filter system for downdraft hoods/hob ventilators. GREENflow reliably and efficiently filters out odours and directs the moisture produced during cooking back into the room. In addition, the filter system reduces the overall pressure loss and the noise of the extractor system.

GREENflow can be flexibly positioned in the base area and is compatible with almost all downdraft hoods/hob ventilators available on the market.

**For optimal ventilation results, additional boxes can easily be added.  
Pay attention to the even-walled, tight laying of the flexi duct!**

GREENflow is optimised for use with Naber COMPAIR® flow air duct elements.



### GREENflow filter box set-1

Recirculating air filter system for filtration of cooking vapours when using a downdraft hood/hob ventilator.

- high flexibility in the positioning of the filter boxes
- suitable for base heights from 100–150 mm (grid can be shortened)
- guide vanes provide for uniform distribution of the air flow
- suitable for almost all common downdraft hoods/ hob ventilators, with or without own activated carbon filter
- simple maintenance/access
- integrated base foot (optionally usable, load capacity up to 300 kg)
- aerodynamically optimised blades of the ventilation grid (anodised aluminium) minimise the pressure loss
- maximum outlet cross-section provides for barely perceptible air movement

**Set consisting of:**

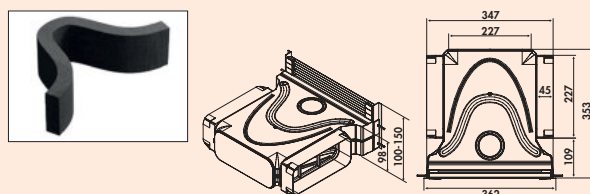

- 1 x filter box (4043075)
- 1 x GREENflow flexi-duct, 1 m (4043093)
- 1 x GREENflow cold shrink tape, 15 m (4043077)

**Note:**

**The GREENflow OMEGA filter needs to be ordered separately if required.  
For optimal ventilation results, additional boxes can easily be added.**

4043094 grey

389.51 €



### GREENflow filter box set-2

Recirculating air filter system for filtration of cooking vapours when using a downdraft hood/hob ventilator.

- high flexibility in the positioning of the filter boxes
- suitable for base heights from 100–150 mm (grid can be shortened)
- guide vanes provide for uniform distribution of the air flow
- suitable for almost all common downdraft hoods/ hob ventilators, with or without own activated carbon filter
- simple maintenance/access
- integrated base foot (optionally usable, load capacity up to 300 kg)
- aerodynamically optimised blades of the ventilation grid (anodised aluminium) minimise the pressure loss
- maximum outlet cross-section provides for barely perceptible air movement

**Set consisting of:**

- 1 x filter box (4043075)
- 1 x GREENflow flexi-duct, 1 m (4043093)
- 1 x GREENflow cold shrink tape, 15 m (4043077)
- 1 x GREENflow OMEGA filter (4043080)

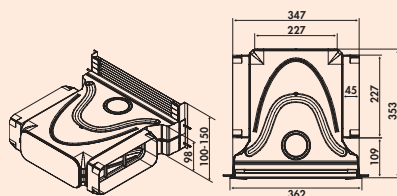

**Note:**

**For optimal ventilation results, additional boxes can easily be added.**

4043095 grey

495.78 €





### GREENflow filter box

Recirculating air filter system for filtration of cooking vapours when using a downdraft hood/hob ventilator.

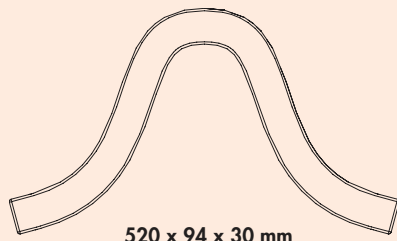
- high flexibility in the positioning of the filter boxes
- suitable for base heights from 100–150 mm (grid can be shortened)
- guide vanes provide for uniform distribution of the air flow
- suitable for almost all common downdraft hoods/ hob ventilators, with or without own activated carbon filter
- simple maintenance/access
- integrated base foot (optionally usable, load capacity up to 300 kg)
- aerodynamically optimised blades of the ventilation grid (anodised aluminium) minimise the pressure loss
- maximum outlet cross-section provides for barely perceptible air movement

**Note:**

The GREENflow OMEGA filter needs to be ordered separately if required.  
For good ventilation results, the use of at least two boxes is recommended.

4043075 grey

291.60 €



520 x 94 x 30 mm

### GREENflow OMEGA filter

Synthetic activated carbon filter in OMEGA design.


- foam filter with activated carbon (3400 +/- 500 g/m<sup>2</sup> absorber layer)
- hydrophobic (water-repellent)
- regenerable
- easy maintenance/replacement
- special OMEGA design increases the filter area by more than 60 % compared to standard filters
- minimises the pressure losses and the noise of the extractor system

**Note:**

Depending on the cooking behaviour (intensity and frequency) we recommend to change/regenerate the GREENflow OMEGA filter within a period of 3–6 months.  
When using multiple filters, the time period multiplies by the number of filters.

4043080 black

107.56 €



### GREENflow flexi-duct

- flame retardant B1 (tested according to DIN EN 13501: Bs2, d0)
- wire core with spring-back property produces gentle bending radii (flow-optimised)
- 227 x 94 mm
- optimised for connection to GREENflow filter box
- silver
- **Pay attention to the even-walled, tight laying of the flexi duct!**

4043093 L 1000 mm

77.23 €



### GREENflow cold shrink tape

Adhesive tape for sealing air ducts.

- self-vulcanising adhesive tape
- for internal use
- suitable for irregular surfaces
- high resistance to humidity and temperature changes
- 15 m x 50 mm (L x W)

4043077 L 15 m

41.18 €



### COMPAIR Control®

COMPAIR Control® is the universally applicable control unit for displaying the filter change at GREENflow. The best time to change the filter is determined by your cooking habits, so the filter is replaced independently of the service life.

- use is independent of the applied hob extractor/ extractor hood
- attached to a GREENflow filter box
- retrofittable
- when the fan is switched on, the control unit registers the flow in the filter box and starts the evaluation of the filter load
- the filter load is classified according to the cooking behaviour

The filter change/regeneration is announced in 3 steps:

#### First stage

Warning by an acoustic signal when the ventilator is switched on and off.

#### Second stage

Beep when the ventilator is switched on and off, and during operation (every 5 minutes).

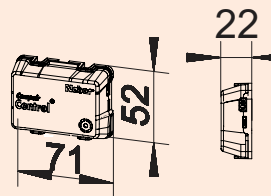
#### Third stage

Beep on switch-on/switch-off and during fan operation (every 5 seconds)

The control unit is reset automatically by an integrated light sensor, which outputs a reset signal when the filter is removed from the GREENflow filter box.

COMPAIR Control® is suitable for applications with one or up to four filter boxes

The number of installed filter boxes is adjusted manually on the control unit. The evaluation of the filter load adapts to the number of filter boxes and thus increases the running time of the system.



### COMPAIR Control®



Control unit for monitoring the filter in GREENflow. The filter load is determined as a function of the cooking behaviour and the necessity of filter regeneration is indicated acoustically.

- primary: 230 V, 50Hz, secondary: 5 V
- 1500 mm mains connection cable
- dimensions of the mains adapter (L x W x H): 58 x 29 x 69 mm
- connection values: 230 V/50 Hz
- 1 watt
- use of a GREENflow filter box in combination with GREENflow OMEGA filter
- controlled replacement intervals
- can be used for up to four filter boxes
- automatic reset when the filter is removed

4043081 white

157.98 €


## INFO BROCHURE

[naber.com/en/downloads/](http://naber.com/en/downloads/)

## COMPAIR® GREENflow / COMPAIR Control®

The first modular recirculation air filter system for downdraft extractors /  
The optional electronic filter change indicator for COMPAIR® GREENflow





### Prime 150 GREENflow filter box set 1

For downdraft or hob ventilation systems in recirculating air mode. Damp cooking vapours are safely extracted from the cabinet body.

– rectangular connection

**Set consisting of:**

- 2 x P-VRO 150 flat duct pipe (4051001)
- 2 x P-RBV 150 pipe bend vertical 90° (4051008)
- 4 x P-UVB 150 universal connector flat (4051004)
- 1 x GREENflow filter box (4043075)
- 1 x GREENflow OMEGA filter (4043080)

**Set does not fit in combination with a 600 mm deep worktop.**

**4051041** stainless steel coloured **456.30 €**



### Prime 150 GREENflow filter box set 2

For downdraft or hob ventilation systems in recirculating air mode. Damp cooking vapours are safely extracted from the cabinet body.

– rectangular connection

**Set consisting of:**

- 2 x P-VRO 150 flat duct pipe (4051001)
- 1 x P-RBV 150 pipe bend 90° short (4051033)
- 1 x P-RBV 150 pipe bend vertical 90° (4051008)
- 4 x P-UVB 150 universal connector flat (4051004)
- 1 x GREENflow filter box (4043075)
- 1 x GREENflow OMEGA filter (4043080)

**Set fits in combination with a 600 mm deep worktop.**

**4051042** stainless steel coloured **456.30 €**



### Prime 150 GREENflow filter box set 3

For downdraft or hob ventilation systems in recirculating air mode. Damp cooking vapours are safely extracted from the cabinet body.


– round connection

**Set consisting of:**

- 2 x P-VRO 150 flat duct pipe (4051001)
- 1 x P-UR 150 deflector 90° (4051011)
- 1 x P-RBV 150 pipe bend vertical 90° (4051008)
- 3 x P-UVB 150 universal connector flat (4051004)
- 1 x P-UVR 150 universal connector round (4051024)
- 1 x GREENflow filter box (4043075)
- 1 x GREENflow OMEGA filter (4043080)

**Set does not fit in combination with a 600 mm deep worktop.**

**4051043** stainless steel coloured **456.30 €**



### Base ventilation grid flow


The straightforward, purist design of the aerodynamically optimised slot profiles characterise this aluminium base ventilation grid and ensure an even distribution of the air flow.

Thanks to its flow-optimised slot contour, the base ventilation grid (anodised aluminium) enables the controlled extraction of warm, damp cooking vapours when using a hob extractor in recirculation mode. Blown directly and safely through the kitchen base into the open space.

Any undesirable accumulation of moisture and grease particles in the furniture or on the adjacent surfaces such as floors and walls is prevented by the connected air duct.

Thanks to the adaptability of the GREEN-flow-Flex duct, the outlet opening can be positioned almost anywhere without having to remove the base levellers.

**Note:** For hob extractors **without integrated odour filters** we recommend using the Naber **GREENflow filter system** see catalogue 2 page 22–23/24 EN.



### Prime 150 base ventilation grid set flow square

For ducted downdraft or hob ventilation systems.


- N-Klick system for secure connection with the universal connector
- with optimised guide vanes
- improved flow technology

Set consisting of:

- 2 x P-VRO 150 flat duct pipe (4051001)
- 1 x P-RBV 150 pipe bend vertical 90° (4051008)
- 1 x P-RBV 150 pipe bend vertical 90° short (4051033)
- 5 x P-UVB 150 universal connector flat (4051004)
- 1 x Base ventilation grid flow (8033014/8033015)

**4051072** stainless steel coloured **356.63 €**

**4051073** black matt **356.63 €**



### Prime 150 base ventilation grid set flow round

For downdraft or hob ventilation systems.

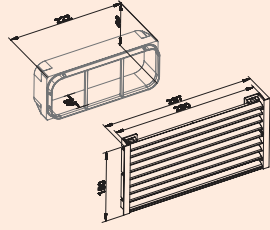

- N-Klick system for secure connection with the universal connector
- with optimised guide vanes
- improved flow technology
- with round connection for Siemens hoods

Set consisting of:

- 2 x P-VRO 150 flat duct pipe (4051001)
- 1 x P-RBV 150 pipe bend vertical 90° (4051008)
- 1 x P-UR 150 deflector 90° (4051011)
- 4 x P-UVB 150 universal connector flat (4051004)
- 1 x UVR universal connector round (4051024)
- 1 x base ventilation grid flow (8033014/8033015)

**4051039** stainless steel coloured **352.01 €**

**4051040** black matt **352.01 €**



### Base ventilation grid flow

Slatted ventilation grid made of anodised aluminium profiles. For ducted downdraft or hob ventilation systems with **integrated** activated carbon filters in recirculation mode.


Suitable for base heights of 100-150 mm (can be shortened).

For connection to COMPAIR® flow flat duct pipe or GREENflow Flex duct.

- cover dimensions 150 x 297 mm
- ventilation shaft 210 cm<sup>2</sup>
- cut-out dimensions 150 x 282 mm
- connector dimensions 89 x 222 mm
- connector depth 45 mm

<b>8033014</b> stainless steel coloured, W 150 mm, L 297 mm	<b>151.26 €</b>
---	-----------------

<b>8033015</b> black matt, W 150 mm, L 297 mm	<b>151.26 €</b>
---	-----------------




### Base ventilation grid 1

Slatted ventilation grid in aluminium. Can be used as a return flow opening in case of circulating air units positioned in the base. The necessary cross-section area for the passage of air specified by the hood manufacturer is to be observed! This results in the number of grids required. Installation is carried out by screwing in front of the base cut-out.

— ventilation diameter ca. 265 cm<sup>2</sup>

**8033012** W 84 mm, L 480 mm, silver

**44.79 €**



### Base ventilation grid 2

Slatted ventilation grid in aluminium. Can be used as a return flow opening in case of circulating air units positioned in the base. The necessary cross-section area for the passage of air specified by the hood manufacturer is to be observed! This results in the number of grids required. Installation is carried out by screwing in front of the base cut-out.

— ventilation diameter ca. 327 cm<sup>2</sup>

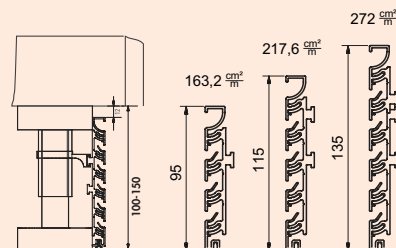
**8033013** W 104 mm, L 480 mm, silver

**52.02 €**



### Presa base ventilation grid

The Presa aluminium slatted grid ensures optimum air circulation in the kitchen base. Simple connection to kitchen base feet (suitable for many standard base feet) enables quick and easy installation and use as a base ventilation grid.

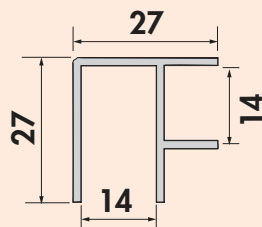


### Presa ventilation grid

Aluminium slatted grille.  
 – length 2400 mm  
 – 10 mm LED Flexstrips can be used in the top profile slats  
 – can be shortened in length and height  
 – incl. 8 mounting brackets

<b>4041016</b>	H 100 mm, ventilation shaft approx. 163,2 cm <sup>2</sup> /m, stainless steel col., anodised	<b>216.81 €</b>
<b>4041017</b>	H 130 mm, ventilation shaft approx. 217,6 cm <sup>2</sup> /m, stainless steel col., anodised	<b>226.89 €</b>
<b>4041018</b>	H 150 mm, ventilation shaft approx. 272 cm <sup>2</sup> /m, stainless steel col., anodised	<b>256.30 €</b>

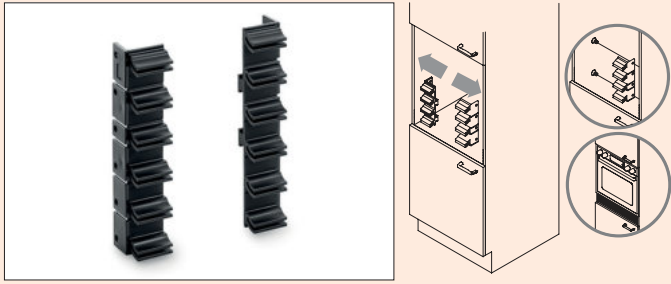
<b>4041216</b>	H 100 mm, ventilation shaft approx. 163,2 cm <sup>2</sup> /m, black matt	<b>229.41 €</b>
<b>4041217</b>	H 130 mm, ventilation shaft approx. 217,6 cm <sup>2</sup> /m, black matt	<b>242.02 €</b>
<b>4041218</b>	H 150 mm, ventilation shaft approx. 272 cm <sup>2</sup> /m, black matt	<b>268.91 €</b>



### Base corner plates

For Presa base system. Made of aluminium anodised. Usable as inside and outside corner.

<b>4041019</b>	H 100 mm, stainless steel coloured	<b>3.61 €</b>
<b>4041020</b>	H 130 mm, stainless steel coloured	<b>4.37 €</b>
<b>4041021</b>	H 150 mm, stainless steel coloured	<b>4.54 €</b>
<b>4041219</b>	H 100 mm, matt black	<b>3.78 €</b>
<b>4041220</b>	H 130 mm, matt black	<b>4.54 €</b>
<b>4041221</b>	H 150 mm, matt black	<b>4.71 €</b>



### Presa clamp duct

For Presa base system, for screwing the profile to the kitchen body.  
— packaging unit = 10 x right + 10 x left

4041022 black

44.12 €





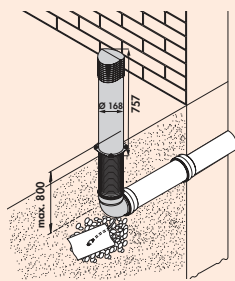
### COMPAIR® Tower

Downdraft extractor systems offer the possibility of recirculation and exhaust air ducting, whereby in particular the exhaust air ducting depends on the structural conditions and kitchen planning.

**In the case of a free-standing cooking island**, the air duct can be installed in the floor structure or under the basement/storey ceiling (COMPAIR STEEL flow® or COMPAIR PRIME flow®). In these cases, the core hole is generally located below floor level. A use of a normal wall box is not possible here. For this purpose **COMPAIR® Tower** was developed.

With its high-quality matt stainless steel surface and subtle design, the **COMPAIR® Tower** blends harmoniously into the aesthetics of the building. The Tower can either be installed directly into the house wall or freestanding in the garden.

The THERMOBOX is suitable for mounting in the on-site KG pipe (DN160).



### COMPAIR® Tower



**Stainless steel air outlet including THERMOBOX** and condensate drain. Suitable for mounting on the house wall or freestanding in the garden. A wall duct must be provided by the customer (KG 160 with external sleeve).

- depth up to 800 mm below floor level
- tower dimensions H 757 mm x Ø 168 mm
- blower door certified (required opening pressure > 65 Pa)

4043069 stainless steel

586.55 €

COMPAIR® PRIME flow 150 (system Ø 150)

Order no. Item/  
Description

per pc. excl. VAT

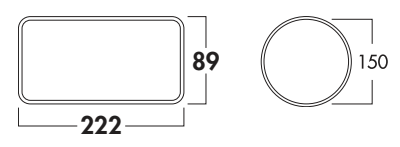
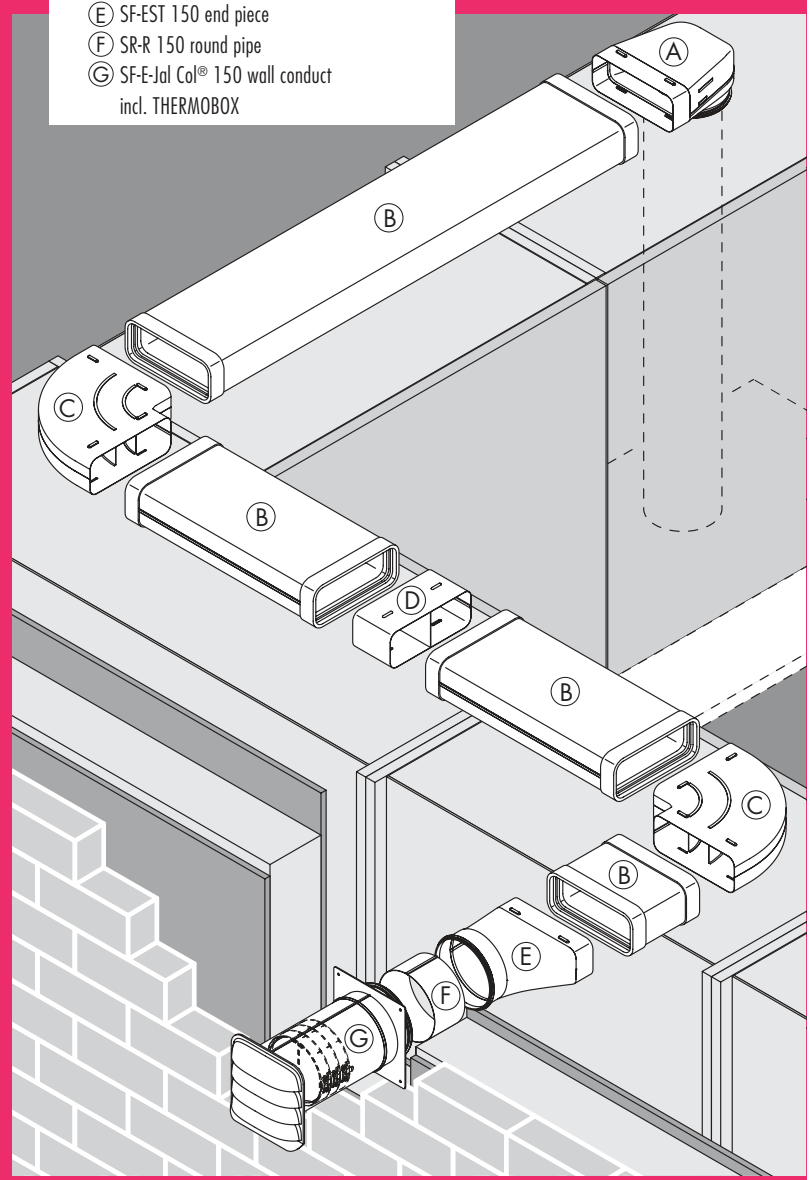
# COMPAIR STEEL flow®

## System Ø 150

Complete system made of metal,  
resistant and non-flammable



- Fitting example**
- Ⓐ SF-UR 150 deflector 90°
  - Ⓑ SF-VRO 150 flat duct
  - Ⓒ SF-RBH 150 pipe bend horizontal 90°
  - Ⓓ SF-RVB 150 pipe connector
  - Ⓔ SF-EST 150 end piece
  - Ⓕ SR-R 150 round pipe
  - Ⓖ SF-E-Jal Col® 150 wall conduct  
incl. THERMOBOX



- Flat ducts and accessories Page 36–38
- Round pipes and accessories Page 39–40
- Wall conducts Page 40
- Further accessories Page 41–42



# COMPAIR STEEL flow®

The integrated air duct system made of metal



**COMPAIR STEEL flow®** is the integrated kitchen ventilation system made of metal from Naber. Regardless of whether a circulating air or exhaust air solution is to be implemented. COMPAIR STEEL flow® offers you all the necessary connections, adapters and intermediate pieces as well as various wall conducts such as the E-Jal Col® including the innovative THERMOBOX – which is suitable for low-energy houses. This is guaranteed by the BlowerDoor certificate. With this, we offer innovative air duct technology for all new construction and modernisation planning.

**COMPAIR STEEL flow®** is non-flammable and is suitable for export to regions with increased fire protection requirements (for details, see the respective national fire protection regulations) and for customers who attach additional importance to high safety.

**COMPAIR STEEL flow®** is suitable for all extractor systems on the world market. COMPAIR STEEL flow® is the result of intensive research in our own development laboratory. In cooperation with universities, the flow characteristics have been optimised so that COMPAIR STEEL flow® achieves the same perfect flow results as the COMPAIR® flow and

COMPAIR® bion air duct system by Naber. This makes the COMPAIR STEEL flow® the most powerful metal duct system for kitchen exhaust air on the market. And that completely. Due to the high tightness combined with the optimisation of the airflow in all system parts of the range, COMPAIR STEEL flow® is especially quiet and energy-efficient. For the surface coating, special emphasis was not only placed on excellent corrosion resistance, but also on an attractive outer surface.

**COMPAIR STEEL flow®** is particularly stable thanks to its specially coated 0.6–0.8 mm steel plate and its specifically designed cross-section geometry. Due to its flat design and its variably integrable central support, it can withstand loads of up to 100 kg. This enables a variety of laying variants – e.g. laying of COMPAIR STEEL flow® in the floor construction. COMPAIR STEEL flow® meets the highest requirements for tightness. This guarantees optimal performance, even with extremely powerful hoods.

**COMPAIR STEEL flow®** is compatible with all COMPAIR® flow elements. It enables optimal design freedom in kitchen planning and can be ordered according to needs and consignments.

**COMPAIR STEEL flow®** is not only a sustainable system as it is 100 % recyclable, it is also economically viable.

All the parts from the **COMPAIR STEEL flow®** range can be assembled in a matter of minutes. In case of an exhaust air solution, the wall conducts can be quickly and easily inserted into the wall using conventional round tapping drill holes.

A one-off investment in **COMPAIR STEEL flow®** sets off all maintenance and wear costs for recirculating systems with activated carbon filters.

# COMPAIR STEEL flow®



Simple installation and cost-saving solution.




**Under-floor laying:** COMPAIR STEEL flow® is laid under the screed layer, and in case of built-in underfloor heating, directly in the insulation layer. The requirements for noise protection are to be ensured according to the circumstances.



**Concrete laying:** COMPAIR STEEL flow® is cast into the concrete ceiling or concrete floor. The position and arrangement of the ventilation ducts in the concrete are to be checked by the structural engineer.



**Laying on the kitchen ceiling:** COMPAIR STEEL flow® can be quickly and easily fixed to the kitchen ceiling using soundinsulating mounting clamps. The requirements for noise protection are to be ensured according to the circumstances.



**Free laying on the floor:** COMPAIR STEEL flow® can be laid simply, flexibly and invisibly between kitchen elements and the floor. Sufficient sound decoupling of the ducts on the floor is recommended.

All the easy to assemble components of the **COMPAIR STEEL flow® system** enable quick and easy laying. An all-round lip seal provides for an airtight connection.

The laying of the **COMPAIR STEEL flow® system** is set practically no limits. Due to its compact design, COMPAIR STEEL flow® can be invisibly laid between the ceiling and the kitchen elements. Laying under the ceiling is also no problem with the right COMPAIR STEEL flow® mounting clamps and can be subsequently cladded with plasterboard.

**COMPAIR STEEL flow®** can be laid in the floor con-

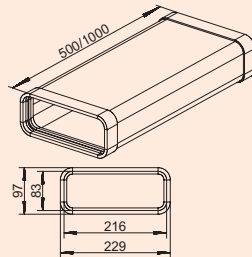
struction due to its high stability and non-flammability. With floating impact sound insulation (please ask your screed layer), the best possible noise reduction is achieved with COMPAIR STEEL flow®. Laying in the floor construction provides for completely new planning options.

**COMPAIR STEEL flow®** wall conducts can be quickly and easily mounted using a conventional round tapping drill hole. (Core drill standard dimensions) The method is ideal for the simple retrofitting of wall conducts – unlike rectangular wall conducts, which have to be chiselled into the wall with corresponding dirt and noise creation.



### COMPAIR STEEL flow® 150

- COMPAIR STEEL flow® made of galvanized 0.6-0.8 mm sheet steel – due to its flat construction and its variably integrable central support, it can withstand up to 100 kg standing load.
- COMPAIR STEEL flow® is non-flammable and is suitable for export and to regions with increased fire protection requirements.
- COMPAIR STEEL flow® is suitable for all vapour extraction systems on the world market.
- COMPAIR STEEL flow® is especially quiet and energy-efficient.
- COMPAIR STEEL flow® is the ideal addition and compatible with all COMPAIR® flow elements.
- COMPAIR STEEL flow® is not only a sustainable system, as it is 100 % recyclable, but it is also economically viable.
- COMPAIR STEEL flow® offsets all maintenance and wear costs for recirculating air systems with activated carbon filters.

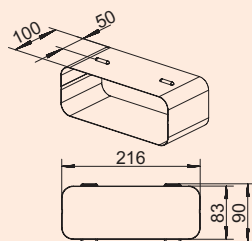


### SF-VRO 150 flat duct

Ventilation pipe.

- can be shortened
- connection size metal duct 216 x 83 mm (with seal)
- 2 SF profile linings pre-assembled
- after removing the profile seal, connection to a flat plastic duct is possible

4061004 L 500 mm, galvanized steel	109.24 €
4061003 L 1000 mm, galvanized steel	139.00 €

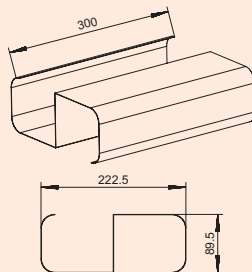



### SF-RVB 150 pipe connector

Connector for flat ducts.

- suitable for flat ducts SF-VRO flex and SF-VRO

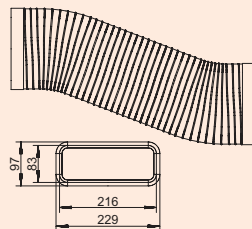
4061017 galvanized steel	44.87 €
--------------------------	---------



### SF-VRO 150 support

- insertion into flat duct SF-VRO 500/1000, for laying in the floor construction
- 1 support for SF-VRO 500 required
- 2 supports for SF-VRO 1000 required
- standing load 100 kg

4061029 L 300 mm, galvanized steel	37.06 €
------------------------------------	---------

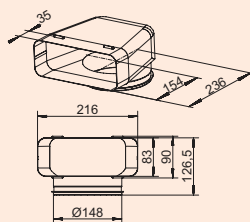


### SF-VRO flex 150 flat duct

Ventilation pipe, flexible.

- can be shortened
- connection size metal duct 216 x 83 mm (with seal)
- 2 SF profile linings pre-assembled
- can be used for, e.g. bends (<90°) or parallel offsetting
- after removing the profile seal, connection to a flat plastic duct is possible

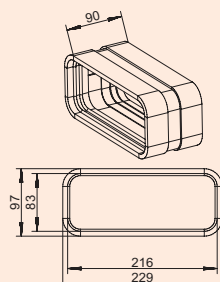
4061001 L 500 mm, aluminium	114.29 €
4061002 aluminium, L 1000 mm	149.58 €



### SF-UR 150 deflector 90°

- With guide vanes.
- suitable for flat ducts SF-VRO flex and SF-VRO
  - suitable for round pipes SR-R flex and SR-R
  - connection to a plastic round pipe possible

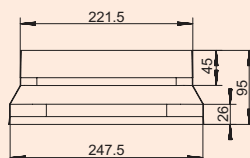
4061012 galvanized steel 66.97 €



### SF-VBS 150 pipe bend connector

- For connecting two flat duct bends. (Not suitable for connecting flat ducts)
- length 90 mm
  - 2 SF profile linings pre-assembled

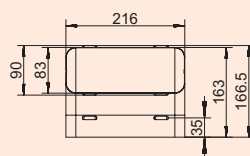
4061034 galvanized steel 73.03 €



### SF-BA 150 adapter

- Adapter, compatible with BORA extraction systems.
- enables direct connection of the Naber COMPAIR STEEL flow® system to BORA extraction systems and duct elements
  - optimised flow guidance enables loss-free transition

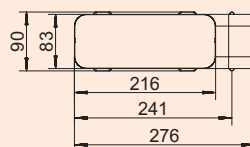
4061035 galvanized steel 56.39 €



### SF-RBV 150 pipe bend vertical 90°

- With guide vanes.
- suitable for flat ducts SF-VRO flex and SF-VRO

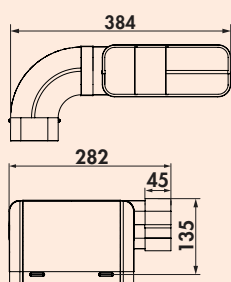
4061013 galvanized steel 62.94 €



### SF-RBH 150 pipe bend horizontal 90°

- With guide vanes.
- suitable for flat ducts SF-VRO flex and SF-VRO

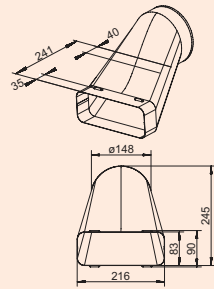
4061014 galvanized steel 70.25 €



### SF 150 pipe set for downdraft ventilation

- The pipe set allows for a space-saving arrangement of the exhaust pipes at extractor hoods with downdraft or hob ventilation.
- connection size (222 x 89 mm) for direct connection to the extraction system
  - guidance direction (left/right) can be changed by replugging
  - suitable for flat ducts SF-VRO flex and SF-VRO

4061024 galvanized steel 138.66 €

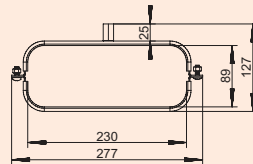


### SF-VEST 150 offsetting end piece

- Ø 148 mm (connection size inside)
- use when connecting downdraft hoods
- enables space-saving exhaust air guidance when using base ventilators
- suitable for flat ducts SF-VRO flex and SF-VRO

4061028 galvanized steel

113.45 €



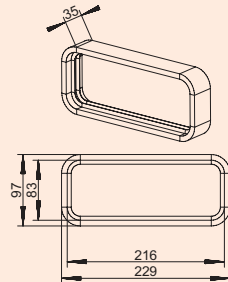
### SF 150 flat duct mount

For laying the flat ducts on ceilings and walls.

- with damping
- recommended distance between two mounts 500 mm
- suitable for flat ducts SF-VRO flex and SF-VRO

4061022 galvanized steel

26.05 €




### SF profile seal

- suitable for flat ducts SF-VRO flex and SF-VRO

4061027 PVC

26.05 €






### SR-R flex 150 round pipe

Ventilation pipe, flexible.  
 – Ø 148 mm (connection size inside)  
 – length can be reduced by approx. 50 % by compression  
 – can be used for bends (<90°) or parallel offsetting

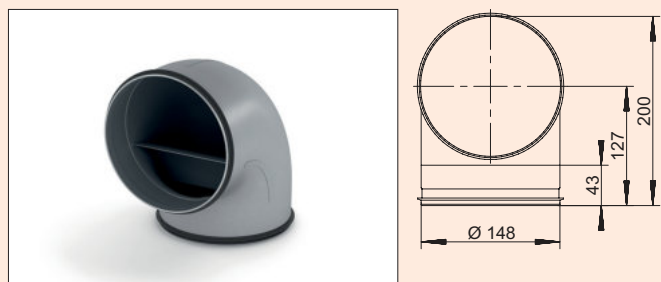
4061006	L 350 mm, aluminium, stainless steel	48.66 €
4061007	L 500 mm, aluminium, stainless steel	53.95 €
4061008	L 1000 mm, aluminium, stainless steel	73.87 €



### SR-R 150 round pipe

Ventilation pipe.  
 – Ø 148 mm (connection size inside)  
 – can be shortened

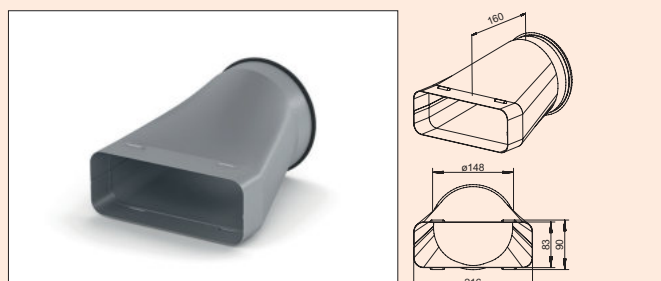
4061009	L 500 mm, galvanized steel	60.84 €
4061010	L 1000 mm, galvanized steel	68.57 €



### SR-RBV 150 pipe bend 90°

With guide vanes.  
 – can be laid close to corners due to small inner radius  
 – suitable for round pipes SR-R flex and SR-R  
 – connection to a plastic round pipe possible

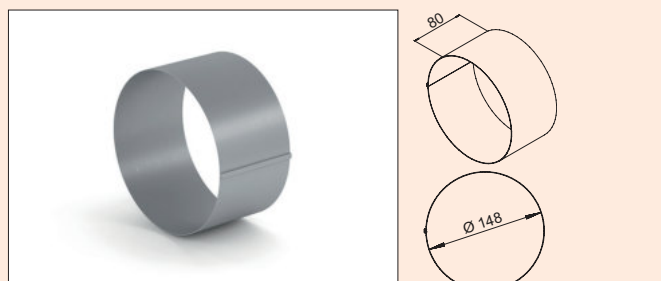
4061018	galvanized steel	64.54 €
---------	------------------	---------



### SF-EST 150 end piece

Transition from flat to round.  
 – suitable for flat ducts SF-VRO flex and SF-VRO  
 – suitable for round pipes SR-R flex and SR-R  
 – connection to a plastic round pipe possible

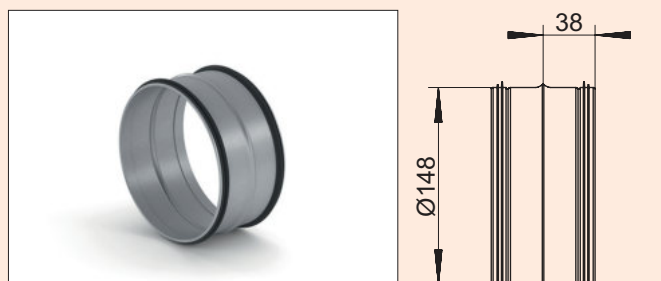
4061011	galvanized steel	65.88 €
---------	------------------	---------



### SR-VBS 150 pipe bend connector

For connecting two round duct bends.  
 – length 80 mm

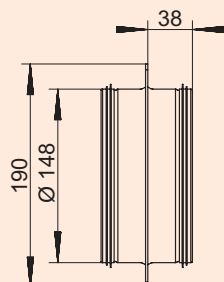
4061033	galvanized steel	14.71 €
---------	------------------	---------



### SR-VBS 150 pipe connector

For connecting two pipe/hose pieces.  
 – suitable for round pipes SR-R flex and SR-R  
 – connection to a plastic round pipe possible

4061019	galvanised steel	19.66 €
---------	------------------	---------

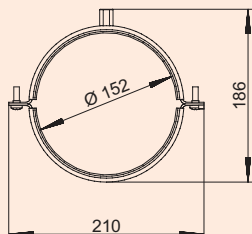


### SR 150 wall connection piece

- wall penetration Ø ca. 155 mm
- suitable for round pipes SR-R flex and SR-R
- connection to a plastic round pipe possible

4061020 galvanized steel

40.42 €



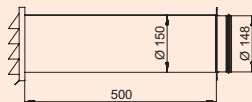

### SR 150 round duct mount

For wall and ceiling mounting.

- with damping
- recommended distance between two mounts 500 mm
- suitable for round pipes SR-R flex and SR-R

4061023 galvanized steel

26.72 €



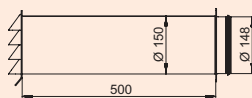
### SF-Klima-E 150 wall conduct

Stainless steel external blind with backflow trap.

- can be shortened
- installation depth 500 mm, can be shortened to 190 mm
- wall penetration Ø ca. 155 mm
- suitable for round pipes SR-R flex and SR-R
- connection to a plastic round pipe possible

4061030 galvanized steel, stainless steel

283.53 €



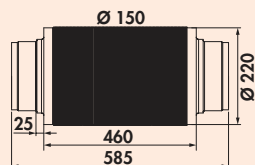
### SF-E-Jal Col® 150 wall conduct incl. THERMOBOX

Wall conduct, incl. built-in heat retention system THERMOBOX and stainless steel external blind E-Jal Col®. Guide vanes on the slats of the blind provide for optimised flow guidance.

- can be shortened
- installation depth 500 mm, can be shortened to 220 mm
- wall penetration Ø ca. 155 mm
- suitable for round pipes SR-R flex and SR-R
- connection to a plastic round pipe possible

4061031 galvanized steel, stainless steel

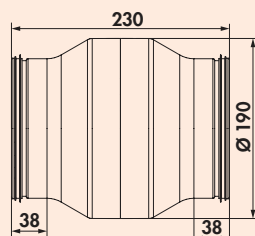
415.55 €



### Silencer 150

Extremely sturdy design through use of thick aluminium tube. 25 mm/16 kg pro m<sup>3</sup> glass wool insert reduces noise up to 22 dB depending on frequency, acc. DIN 4102 non-flammable (A1).  
– connection to plastic round pipe

4043029 Ø 150 mm, L 460 mm 85.71 €

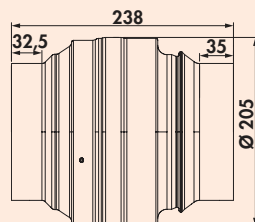


### SR-KDA 150 condensing water separator

Prevents return flow of condensing water to the hood in case of vertical waste air routing. Flow-optimised design by avoiding sharp edges that stall the flow.

- filling volume 115.5 ml
- suitable for round pipes SR-R flex and SR-R
- connection to a plastic round pipe possible

4061021 galvanized steel 121.85 €



### Shutoff device/fire damper 150

- K 90 classified according to DIN EN 18017-3
- triggered at approx. 70 °C
- DIBt certificate available
- can be installed horizontally and vertically
- connection to a plastic round pipe possible

4061040 galvanized steel 214.29 €



### Insulating hose

- thickness 50 mm
- length 1000 mm
- $\lambda = 0.038 \text{ W}/(\text{m}\cdot\text{K})$  (thermal conductivity)
- $R = 1.3 \text{ (m}^2\cdot\text{K)}/\text{W}$  (heat transfer resistance)
- suitable for SF-VRO flex, SF-VRO and SR-R flex

4061026 foil-laminated 28.91 €



### Foam tape

- for use when connecting the metal duct system to the hoods
- to avoid mechanical vibration
- 4 mm x 15 mm x 20 m (H x W x L)

4061025 polyethylene foam, grey 8.32 €



### Punched tape

High strength installation punched tape made of galvanised steel in plastic dispenser. For fastening pipes, rods, cables, ducts, air ducts, etc.

- W 17 mm
- L 10 m

5031049 galvanized steel 20.59 €

**Alukleb A2**

Pure aluminium adhesive tape according to DIN 4102, non-flammable (A2).

- film thickness 0.025 mm
- W 50 mm
- 1 roll = 10 m


---

**4061039** aluminium**9.58 €**

---

# COMPAIR® flow 150 bion 150 System Ø 150

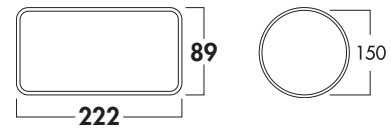
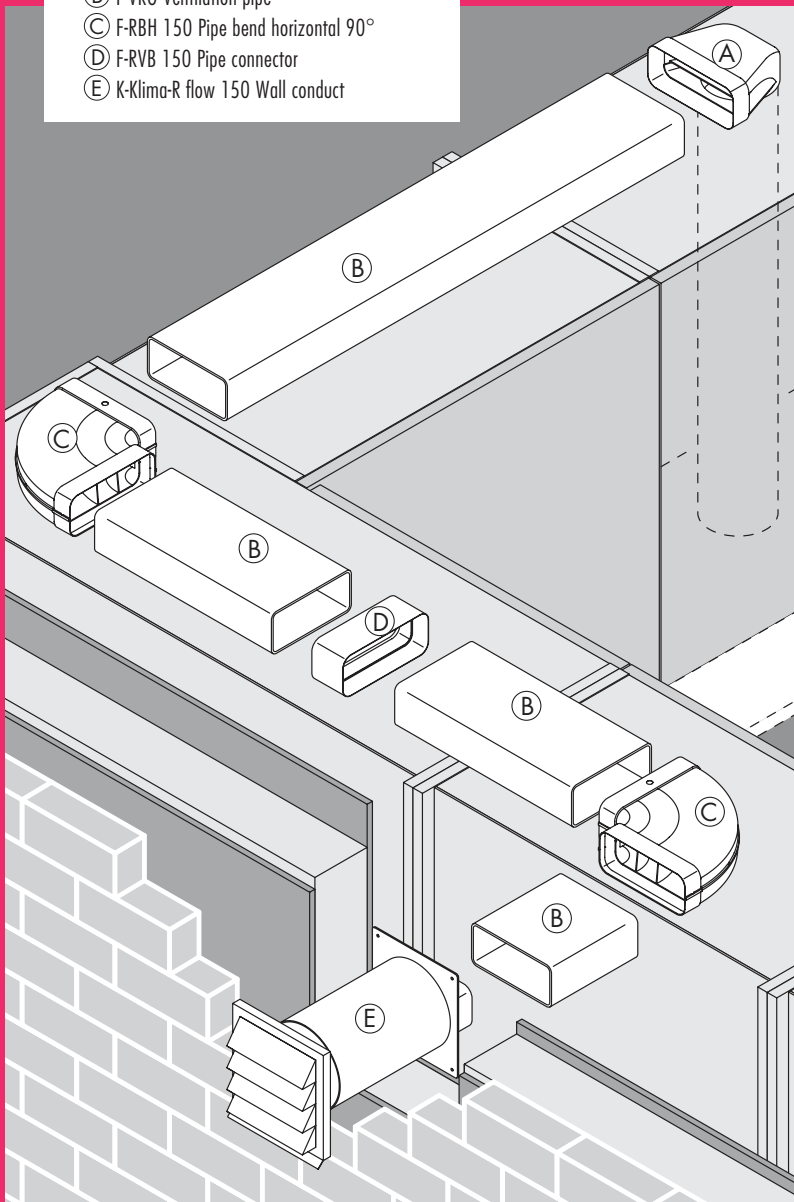
The programme for  
optimal flow performance



Ventilation  
technology

### Fitting example

- Ⓐ F-UR 150 Deflector 90° with round pipe for Ø 150 hood connection
- Ⓑ F-VRO Ventilation pipe
- Ⓒ F-RBH 150 Pipe bend horizontal 90°
- Ⓓ F-RVB 150 Pipe connector
- Ⓔ K-Klima-R flow 150 Wall conduct



- Flat ducts and accessories Page 45–50
- Round pipes and accessories Page 51–53
- Wall conducts Page 54–60
- External blinds Page 61–62
- Ventilation technology for hob extractors Page 63

# COMPAIR® flow 150 bion 150

## More performance through "conduction"

As a result of the patented guide vane technology, vapour flows are smoothed in the duct and directed to the environment with very little loss of pressure. Using COMPAIR® flow 150, up to 79 % less pressure is lost, depending on the length and structure of the waste air duct – with a cross-sectional increase of only 2.9 %, compared with the 150 round pipe.

## Energy efficiency for extremely powerful hoods

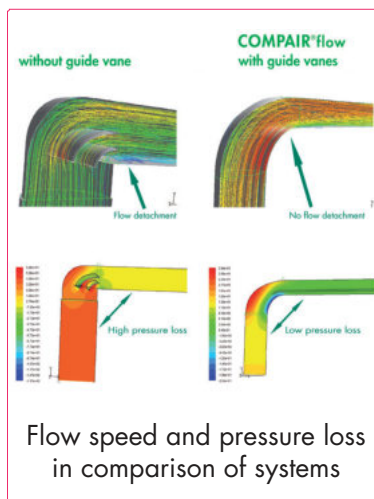
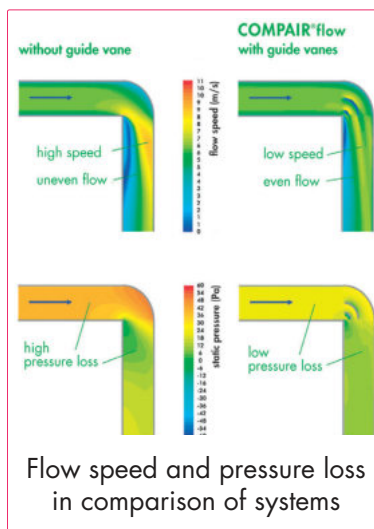
Bionik deals with the research and the systematic transfer of solutions from nature to technical applications. For COMPAIR® bion the flow dynamics optimal meandering systems in water-courses formed the natural example. The development of the deflector was carried out using the latest simulation and measurement technology. Here, the focus was on the energy efficient use of the system parts with extremely powerful hoods. All COMPAIR® bion deflectors can also be subsequently integrated into existing systems taking the duct geometry into account.

## Strikingly unobtrusive form

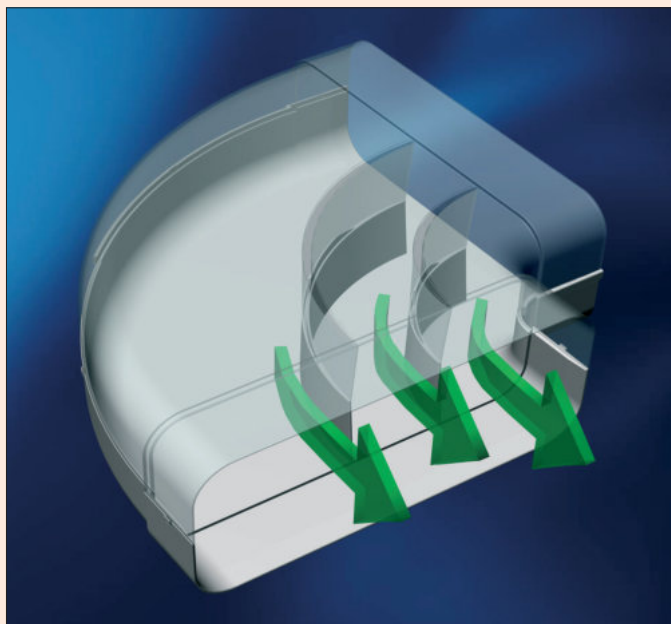
Using the modern COMPAIR® flow 150 rectangular profile, freedom of design is retained in kitchen planning. The external system dimensions 89 x 222 mm (H x W) and corner radiuses of 20 mm enable you to plan inconspicuously and in a spacesaving way.

## Typical Naber: customer-friendly set compilation

COMPAIR® flow 150 by Naber is leading air duct technology, which you can order according to your requirements and on a consignment basis. If the order quantity is 10 pc. or more, component sets can be put together individually according to your wishes.

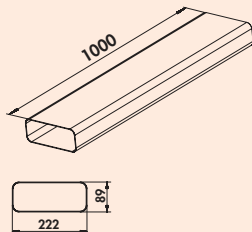


- 
**F-VRO 150 flat duct pipe**  
 white 1000 mm 4043001
- 
**F-RVB 150 pipe connector**  
 white 80 mm 4043005
- 
**F-UR 150 deflector 90°**  
 white 4043002
- 
**F-bion 150 deflector 90°**  
 white 4043048
- 
**F-UR 150 deflector 90° with round pipe**  
 white 500 mm 4043012  
 white 900 mm 4043013
- 
**F-RBV 150 pipe bend vertical 90°**  
 white 4043004
- 
**F-RBH 150 pipe bend horizontal 90°**  
 white 4043003
- 
**F-EST 150 end piece**  
 white 4043006
- 
**E-Jal flow 150 external blind**  
 stainless steel 4022038
- 
**Klima-E 150 wall conduct**  
 white/  
 stainless steel 4022039
- 
**K-Klima-R 150/150 wall conduct**  
 white 4044047  
 brickred 4044049  
 light grey 4044060  
 anthracite 4044061



### COMPAIR® flow 150

- COMPAIR® flow 150, with integrated guide vane technology, is the most advanced air duct system.
- COMPAIR® bion 150 effectively conducts the exhaust air of extremely high performance hoods.
- COMPAIR® flow 150 reduces pressure loss, optimises volume flow and protects the fan motor.
- COMPAIR® bion 150 minimises noise development due to reduced pressure loss.
- COMPAIR® flow 150 is recommended by leading manufacturers of kitchen hoods.

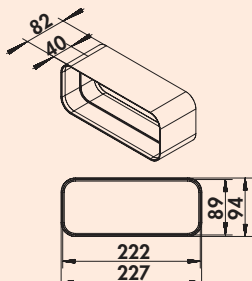


### F-VRO 150 flat duct

Ventilation pipe without sleeve.  
– length 1000 mm

4043001 white

34.71 €

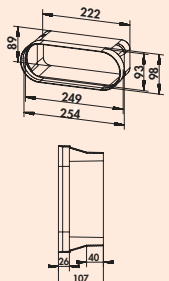


### F-RVB pipe connector

For straight ventilation pipes (F-VRO 1000).  
– length 80 mm

4043005 white

11.34 €



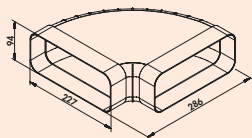
### F-BA 150 adapter

Adapter, compatible with BORA extraction systems.

- enables direct connection of the Naber COMPAIR® system to BORA extraction systems and duct elements
- optimised flow guidance enables loss-free transition

4043035 white

10.92 €

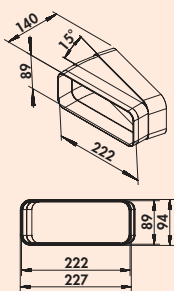


### F-RBH 150 pipe bend horizontal 90°

With guide vanes and sleeves integrated on both sides.

4043003 white

32.27 €

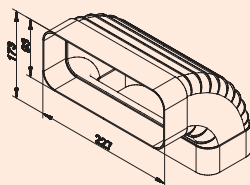


### F-RBH 150 pipe bend horizontal 15°

With sleeve integrated on one side.

4043007 white

16.13 €

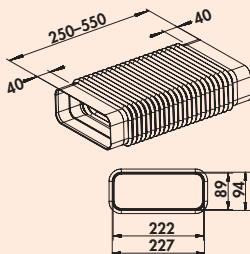


### F-RBV 150 pipe bend vertical 90°

With guide vanes and sleeves integrated on both sides.

4043004 white

24.29 €



### F-RBFLEX 1 system 150 pipe bend

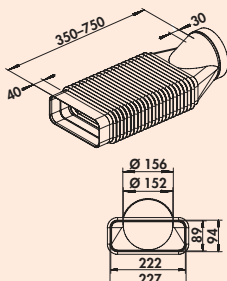
For diversions and turns up to 90°.

Adapter, flexible, rectangular to rectangular, with integrated sleeve.

— length 250–550 mm

4043042 white

38.47 €



### F-RBFLEX 2 system 150 pipe bend

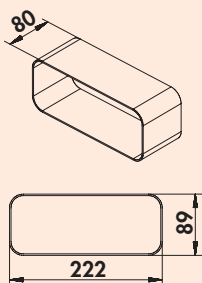
For diversions and turns up to 90°.

Adapter, flexible, round to rectangular, with integrated sleeve.

— length 350–750 mm

4043043 white

45.63 €



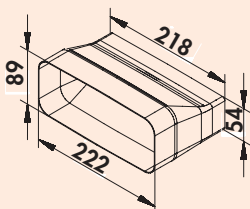
### F-VBS 150 pipe bend connector

For connecting two flat duct bends. (Not suitable for connecting flat ducts).

— length 80 mm

4040021 white

7.82 €



### F-Top adapter

Adapter. For connecting COMPAIR® flow 150 and COMPAIR® top 125.

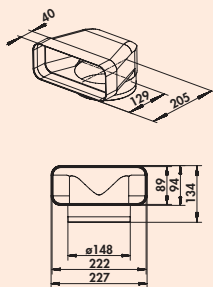
— optimised flow guidance enables loss-free transition

— the adapter is fitted on both sides with the duct dimensions

4043079 white

18.15 €

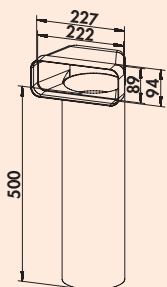




### F-UR 150 deflector 90°

For direct hood connection with guide vanes and sleeve integrated on one side.

4043002 white 29.66 €



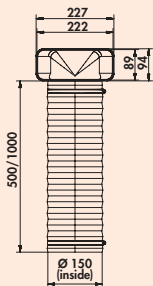
### F-UR 150 deflector 90° with round pipe

With guide vanes and round pipe.

To achieve optimum flow performance, always use the deflectors with round pipe. Only use the deflectors with hose (F-URX 500/F-URX 1000) in exceptional cases, if no other engineering option exists.

4043012 L 500 mm, white 48.55 €

4043013 L 1000 mm, white 68.57 €



### F URX 150 deflector 90° with flexi-duct

With guide vanes, flexi-duct and 2 hose clips.

4043014 L 500 mm, white 38.18 €

4043015 L 1000 mm, white 43.70 €



### F-bion 150 deflector 90°

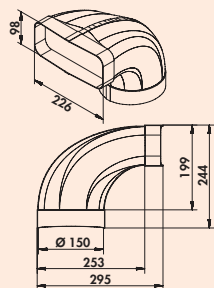
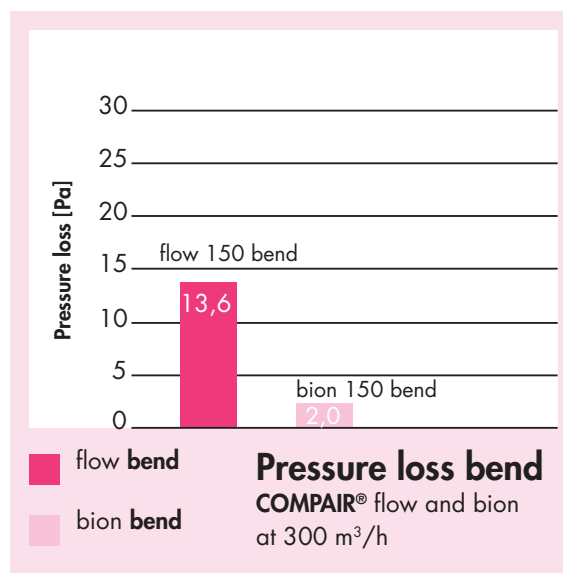
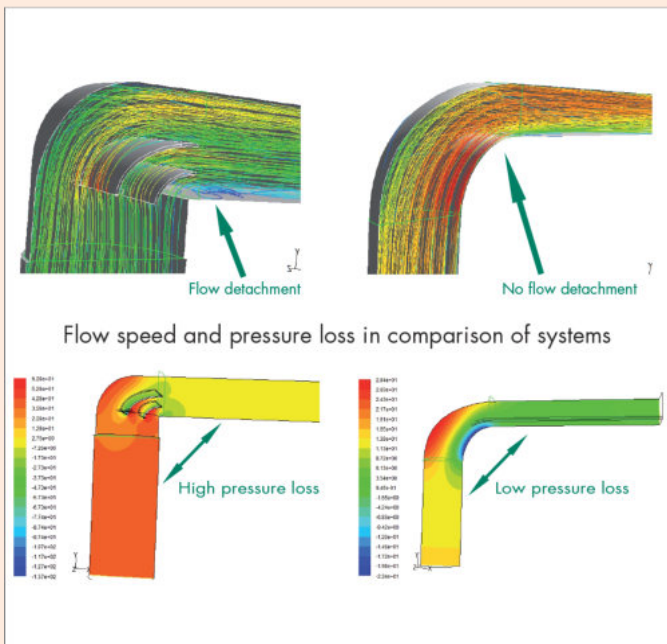
Energy efficiency for extremely powerful hoods

Bionik deals with the research and the systematic transfer of solutions from nature to the technical applications of products. For COMPAIR® bion, the flow-dynamically optimal meandering systems in watercourses formed the natural example. The development of the deflector was carried out using the latest simulation and measurement technology. Here, the focus was on the energy efficient use of the system parts with extremely powerful hoods.

Contrary to the trend of constructing large space-consuming duct systems with Ø 180 mm or Ø 200 mm for powerful hoods, for which the installation space is often lacking, with the help of the new deflection curve Naber COMPAIR® F-bion, the proven space-saving flat duct system Naber Compair can be optimised.

Using the bionically shaped 90° deflector F-bion, the pressure is reduced by up to 80 % compared to conventional 90° bends without guide-vane technology. Thanks to this reduction in pressure loss, larger volume flows can be channelled more efficiently and virtually noiselessly from the hood to the outside.

The COMPAIR® bion deflectors for the Naber COMPAIR® exhaust air systems 125/150 can also be subsequently integrated into existing systems taking the duct geometry into account and significantly improve the extraction power of the hood.

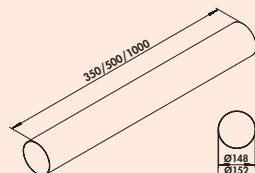


### F-bion 150 deflector 90°

Energy efficient solution for extremely high performance hoods. For direct hood connection with integrated sleeve.

For the installation, please note the space needed due to the component size!

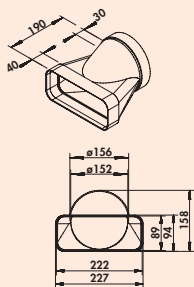
4043048 white 39.83 €



### Round pipe 150

Suitable for deflectors.  
— pipe Ø 150 mm

4043008 L 350 mm, white 16.97 €  
4043009 L 500 mm, white 19.50 €  
4052102 L 1000 mm, white 38.91 €



### F-EST 150 end piece

With integrated sleeve for direct transition from flat to round (wall penetration).  
Optimised for flow.

4043006 white

26.30 €



### flow 150 flat duct set 1

With guide vanes.

#### Set consisting of:

- 2 x 1000 mm flat duct pipe (4043001)
- 1 x deflector with 1000 mm round pipe (4043013)
- 1 x connecting sleeve (4043005)
- 1 x end piece/transition piece (4043006)
- 1 x N-KLEB (4021128)

4040010 white

161.47 €



### flow 150 flat duct set 2

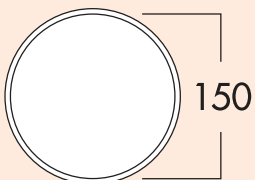
With guide vanes.

#### Set consisting of:

- 3 x 1000 mm flat duct pipe (4043001)
- 1 x deflector with 1000 mm round pipe (4043013)
- 1 x pipe bend 90°, horizontal (4043003)
- 2 x connecting sleeve (4043005)
- 1 x end piece/transition piece (4043006)
- 1 x N-KLEB (4021128)

4040011 white

239.41 €

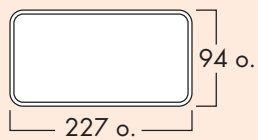


### 150 wall connector 1

For connection to round pipe 150.  
– with backpressure shutter  
– hose/pipe connector Ø 150 mm  
– connector depth 24 mm  
– round pipe with 350 mm length  
– wall penetration Ø ca. 155 mm

4043025 white

39.00 €



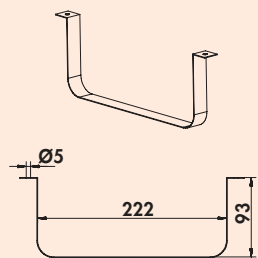
### 150 wall connector 2

For connection to flow rectangular pipe.

- with backpressure shutter
- pipe connector 227 x 94 mm
- connector depth 80 mm
- round pipe with 350 mm length
- wall penetration Ø ca. 155 mm

4043028 white

39.08 €



### Flat duct bracket 150

For laying flat ducts on ceilings and walls.

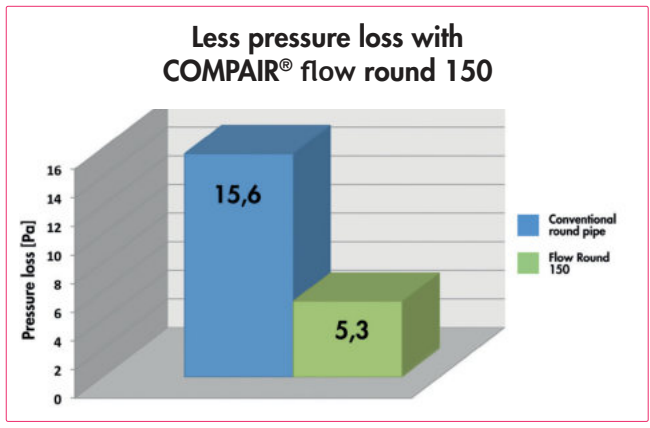
4043019 stainless steel

8.32 €

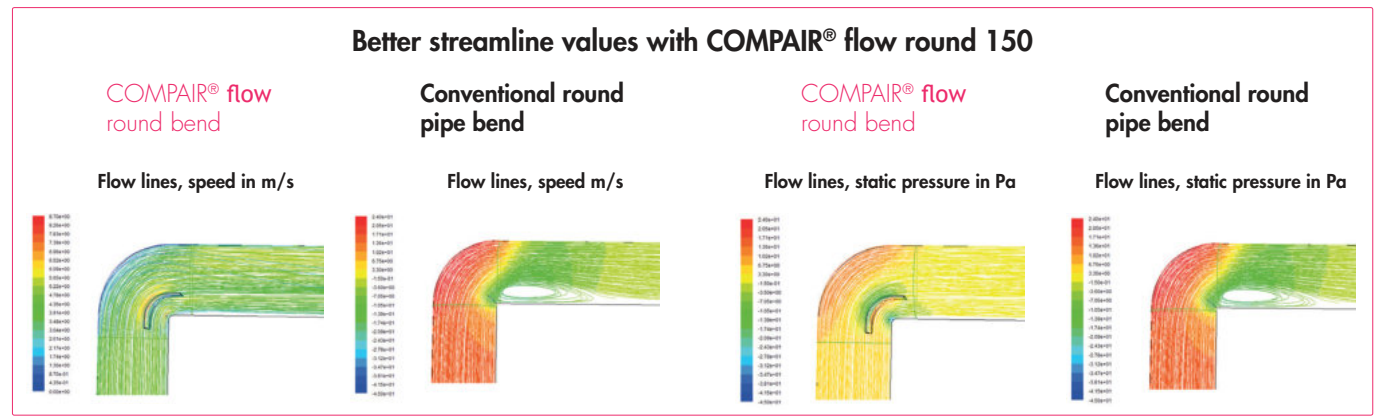
# COMPAIR® flow round 150

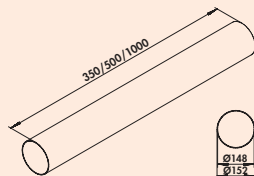
## System Ø 150

- **High in volume and easy to install**  
 COMPAIR® flow round base parts impress with universal applicability and perfect air flow. All system components may be interconnected by simple plug connection.
- **Installation close to corners**  
 COMPAIR® flow round can be laid close to corners thanks to its very small inner radius.
- **Absolutely efficient**  
 COMPAIR® flow round is one of the most efficient round tube systems on the market.
- **Proven guide vane technology**  
 COMPAIR® flow round uses the proven turning vane technology.
- **Low pressure loss**  
 COMPAIR® flow round maximises the hood efficiency and minimises noise development through 70 % less pressure loss.
- **Typical Naber: customer-friendly set compilation**  
 If 10 or more are ordered, sets may be assembled individually according to your wishes.



	<b>R-150 round pipe</b> white 1000 mm 4052102
	<b>R-VBS 150 round pipe connector</b> white 60 mm 4052017
	<b>R-RBV flow 150 pipe bend 90°</b> white 4052015
	<b>R-URX flow 150 deflector 90° with flexi-hose</b> white 500 mm 4052019 white 1000 mm 4052021
	<b>K-Jal 150 external blind</b> white 4044044 brick red 4044046 light grey 4044064 anthracite 4044065
	<b>K-Klima-R 150/150 wall conduct</b> white 4044047 brick red 4044049 light grey 4044060 anthracite 4044061
	<b>N-PXO 152 flexi-hose round</b> white 4023004
	<b>A-PXO 152 alu. flexi-hose round</b> aluminium 4023007
	<b>Hose clamp 152</b> alu. col. 4021133



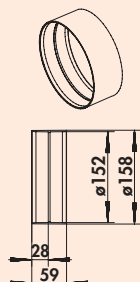


### Round pipe 150

Suitable for deflectors.  
– pipe Ø 150 mm

4052102 L 1000 mm, white

38.91 €

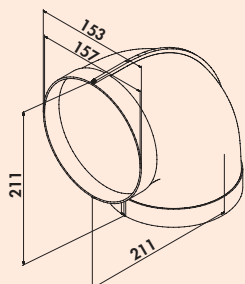


### R-VBS 150 round pipe connector

For connecting two pieces of pipe and hose.  
– Ø 155 mm  
– length 60 mm

4052017 white

8.74 €



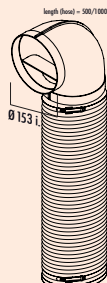
### R-RBV flow 150 pipe bend 90°

Low-loss deflection due to integrated guide vane. With conducts integrated on both sides.

- Also suitable for direct hood connection.
- Up to 70 % less pressure loss through guide vane technology. This results in considerably increased performance at reduced noise generation.
- Can be laid close to corners due to its very small inner radius.
- Optimal transition to all wall sleeves with round connector.
- Ø 153 mm

4052015 white

25.63 €



### R-URX flow 150 deflector 90° with flexi-duct

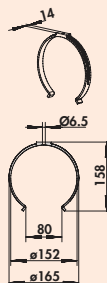
With 500/1000 mm flexi-duct and 2 hose clips.  
– Ø 150 mm

4052019 L 500 mm, white

39.33 €

4052021 L 1000 mm, white

42.87 €




### Round duct mount 150

For wall and ceiling mounting.  
– recommended spacing 500 mm

4052110 Ø 150 mm, white

5.38 €



### R-circulating air set

Set consisting of:

- 1 x R-150 round pipe (4052102)
- 1 x R-VBS 150 round pipe connector (4052017)
- 1 x T-ZULRG 150 round fresh air grid (4041015)

4050002 white

62.69 €



### Hose set 1

**Set consisting of:**

- 1 N-PXO flexi-duct round, Ø 152 mm, L 1000 mm (4023009)
- 2 hose clamp, Ø 152 mm, 140–160 mm (4021133)
- 1 T-ZULRG round fresh air grid (4041015)

4020014 white

35.38 €

# COMPAIR® THERMOBOX® 150

Energy efficient exhaust solutions in the kitchen



**Intelligent kitchen exhaust solutions now play a key role in improving your indoor climate.** Odour and fat particles, but also moisture, have to be dissipated to the outside air through an air duct. At the same time, the building envelope, especially the core hole created for an exhaust system, have to be energetically sealed.

THERMOBOX maximises the efficiency of an exhaust hood and prevents flow and heat losses when not in operation through the **ShutterTec retention system**. With a U-value\* of 2.2 W/(m²K) the THERMOBOX clearly sets itself apart from the usual insulation values for wall conducts and as a component, it achieves an insulation effect comparable with that of double glazed windows. In addition, unwanted vibrations and rattling noises due to wind load are avoided.

The Naber® THERMOBOX is available in conjunction with the external blind "Col" as a wall conduct system in Ø 125 and Ø 150 mm. In addition, the THERMOBOX is available as a retrofit kit for existing Naber® wall conducts and is also suitable for vertical installation (exhaust air outlet via the roof).

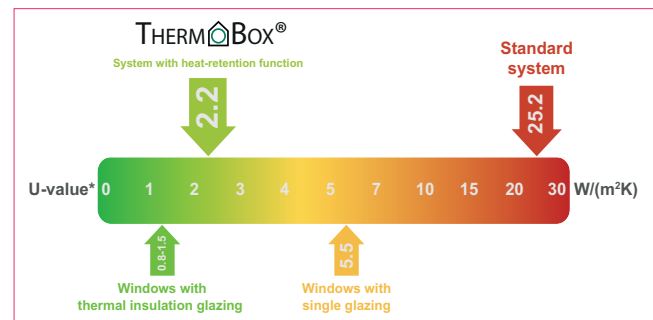
\*U-value is a measure of the thermal insulation: the smaller the U-value, the better the insulation.

## Energy efficiency


- up to 20 times less heat loss (compared to standard backflow traps)
- efficient thermal insulation of the exhaust opening
- heat insulating reflective layer
- U-value\* of only 2,2 W/(m²K)
- can be retrofitted in existing Naber® wall conducts

## Innovative opening and closing mechanism

- Blower-Door certified (required opening pressure >65 Pa)
- magnetic opening and closing
- defined opening pressure prevents rattling
- opens fully even at low flow rates
- no vibrations, no rattling noises





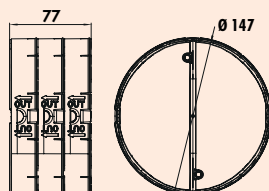



### THERMOBOX 150

The heat retention system THERMOBOX consists of three consecutive pairs of flaps at defined spacing with magnetic closing. With a U-value of 2.2 W/(m²K), THERMOBOX clearly sets itself apart from customary wall conducts (ca. 25 W/(m²K)) and achieves an insulating effect comparable with that of –double glazed windows.

In the closed system, two completely insulated air chambers form. A reflective layer on the first pair of inwardly aligned flaps reduces the transmission factor at the entrance to the system, thus preventing additional heat losses.

In comparison, customary wall conducts have single backflow traps that are not suitable for installation in the outside walls of energy-efficient or energy-renovated houses because of their lack of heat insulating properties.



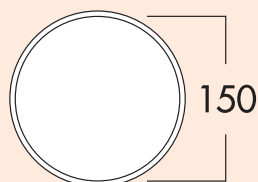

### THERMOBOX 150

Heat retention system THERMOBOX for retrofitting of existing **Naber® wall conducts** and suitable for vertical installation (exhaust air outlet via the roof).

– Blower-Door certified (required opening pressure >65 Pa)

4043064 black, silver

79.33 €



### E-Jal 150 wall conduct incl. THERMOBOX

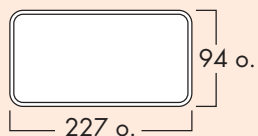



Wall conduct with telescopic pipe, incl. built-in heat retention system THERMOBOX and **stainless steel external E-Jal**.

- hose/pipe connection Ø 150 mm
- connection depth 24 mm
- installation depth 350–500 mm, can be shortened to 255 mm
- wall penetration Ø ca. 155 mm
- Blower-Door certified (required opening pressure >65 Pa)

4043065 white, stainless steel

282.94 €



### E-Jal flow 150 wall conduct incl. THERMOBOX



Wall conduct with telescopic pipe, incl. built-in heat retention system THERMOBOX and **stainless steel external blind E-Jal**.


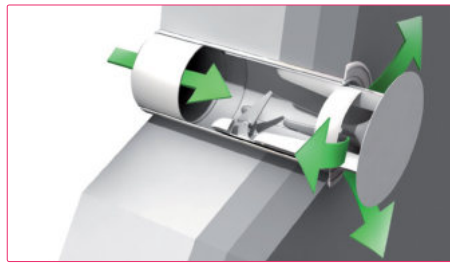

- pipe connection 227 x 94 mm
- connection depth 80 mm
- installation depth 350–500 mm, can be shortened to 290 mm
- wall penetration Ø ca. 155 mm
- Blower-Door certified (required opening pressure >65 Pa)

4043066 white, stainless steel

282.94 €

# COMPAIR® flow Star GTS 150

The first wall conduct with guide vane technology



Optimum flow under inclusion of the wall conduct on the external wall is decisive for the overall efficiency of any kitchen waste air system. The flow Star wall conduct enables the combination of good flow performance, perfect seal of the wall joint with "blower door" certificate and prize-winning external appearance. Performance figures and energy efficiency may be improved even more by connection to the COMPAIR® flow flat duct system.

The functional principle of flow Star uses the pressure effect of the air stream (volume stream) created

during hood operation, combined with mechanically controlled spring and magnetic force when opening and/or closing the wall conduct.

With **flow Star GTS 150**, the high energy generated by the large flow cross-section is absorbed by an additional integrated pressure spring. With the hood switched off, the front plate closes flush with the outside wall.

With its modern, flush exterior appearance, **flow Star** meets the expectations of modern kitchen planning and architecture.

## Advantages

- optimal flow performance due to integrated guide vane technology
- lowest drop in pressure of all commercially available wall conducts
- maximum flow rate of the exhaust hood
- minimisation of noise emissions by the extractor hood

## Technology

- fully mechanically controlled opening and closing function with spring and magnetic force
- robust construction with ball bearings that are sealed and don't rust
- a backpressure shutter isn't necessary
- with the hood switched off, the front plate made of stainless steel closes flush with the outside wall
- simple assembly without electrical connection, no extra bore holes are necessary
- ideal for the exchange of old systems with existing tapping drill hole
- fail safe against freezing, strong winds, driving rain and dirt

## Energy efficiency

- no other power supplies are necessary for the use of the wall conduct: uses the flow energy generated by the air stream (volume flow) when the cooker hood is in operation
- optimal heat isolation when closed
- an all-round labyrinth seal prevents heat loss and saves heating energy (high tightness)
- perfect solution for a secure sealing of the building shell acc. EN10243 (Blower-Door certificate)
- appropriate for energy efficient houses
- the electricity consumption of the connected cooker hood is reduced due to flow optimisation

## Material & Design

- elegant, contemporary design
- rust free and high class stainless steel cover
- the cover can be disassembled without any problems for extra handling (i.e. surface coating)
- multiple awards for design and function

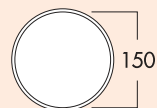
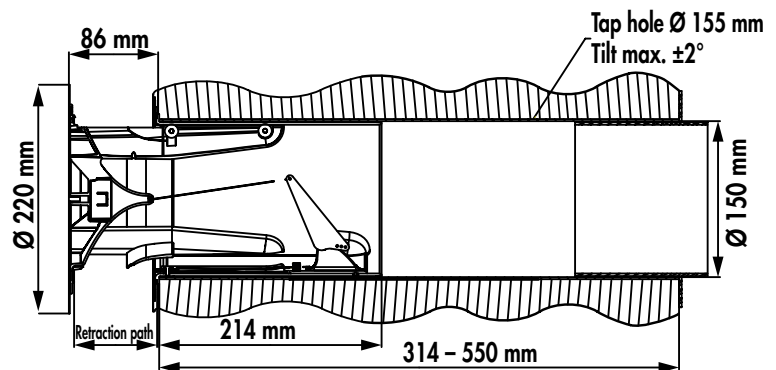
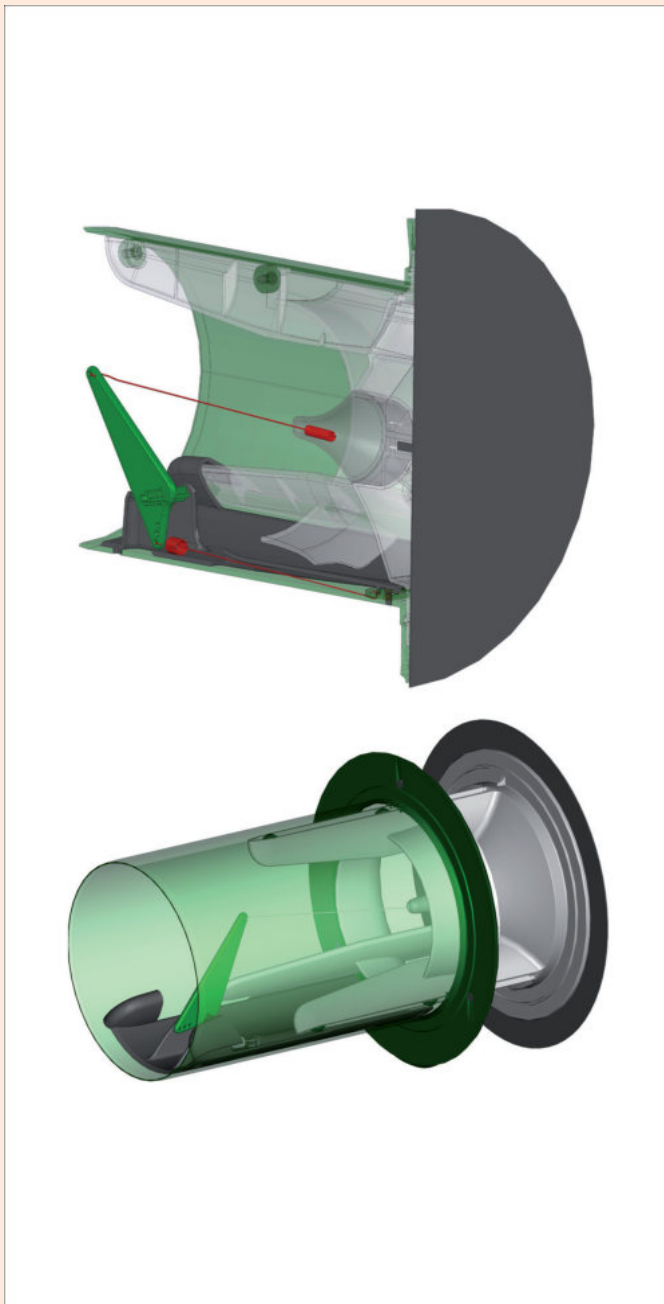


### flow Star GTS 150 wall conduct

GTS stands for "generation two springs", which refers to the two integrated springs. Compared to the original flow Star, a pressure spring has been added, which slows the flow body over the last 10 mm, thus avoiding a hard impact on the end stops. The kinetic energy created during the opening process is absorbed and released again in the closing direction, against the volume flow. In this way, the opening width of the flow Star GTS is individually adapted to the specific volume flow of the hood. An all-round sealing lip positioned at the outer flange provides added protection in colder weather.

#### Properties and functions

- optimum flow performance due to guide vane technology
- elegant design (smooth surfaces instead of lamellas)
- closing of the wall conduct by spring force and additional magnets
- easy installation without additional drill holes
- sturdy design with no-rust, sealed ball bearings
- lowest pressure loss of all commercially available wall conducts
- maximum feed performance of the vapour hood
- low noise generation of the vapour hood
- optimum heat insulation
- increased resistance to weathering
- no rattling of backpressure shutters in case of gusts of wind
- good seal when the vapour hood is switched off
- Blower Door certificate
- no electrical connection required
- for the installation of the mounting pipe, a core drilling hole (Ø 155 mm) is recommended



### flow Star GTS 150 wall conduct

With connection to round pipe Ø 150 mm and round **external stainless-steel cover**.

- required opening pressure 150 Pa
- stainless steel cover Ø 220 mm
- hose/pipe connector Ø 150 mm, connector depth 24 mm
- installation depth 314–550 mm, can be shortened to 250 mm, wall penetration Ø about 155 mm
- for the installation of the mounting pipe, a core drilling hole (Ø 155 mm) is recommended

4043040 white, stainless steel

317.98 €



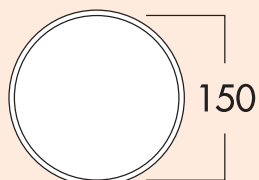
### flow Star GTS 150 F wall conduct

With connection to COMPAIR® flow 150 rectangular tube and round **external stainless-steel cover**.

- required opening pressure 150 Pa
- stainless steel cover Ø 220 mm
- tube connector 227 x 94 mm, connector depth 80 mm
- installation depth 314–550 mm, can be shortened to 285 mm, wall penetration Ø about 155 mm
- for the installation of the mounting pipe, a core drilling hole (Ø 155 mm) is recommended

4043041 white, stainless steel

317.98 €



### Klima-E 150 wall conduct

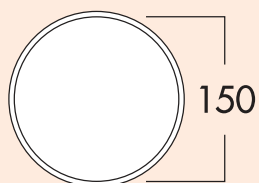


Telescopic pipe and **stainless-steel external blind**, with backpressure shutter.

- hose/tube connector Ø 150 mm
- connector depth 24 mm
- installation depth 420–620 mm, can be shortened to 175 mm
- wall penetration Ø about 155 mm

4022039 white, stainless steel

203.36 €



### K-Klima-R 150/150 wall conduct

With backpressure shutter, telescopic pipe and external blind.

- hose/tube connector Ø 150 mm
- connector depth 24 mm
- installation depth 420–620 mm, can be shortened to 100 mm
- wall penetration Ø about 155 mm

4044047 white

69.88 €

4044049 brick red

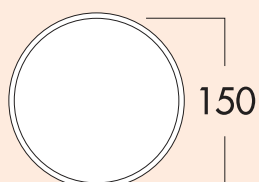
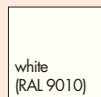
69.88 €

4044060 light grey

73.19 €

4044061 anthracite

73.19 €



### E-Klima-E 150 wall conduct

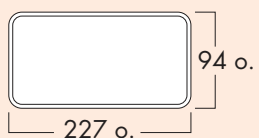


Stainless steel pipe 500 mm long, 120 mm slider element and **stainless-steel external blind**, with backpressure shutter.

- hose/tube connector Ø 150 mm
- wall penetration Ø about 155 mm
- installation depth 500–600 mm, can be shortened to 175 mm

4022044 stainless steel

260.50 €



### Klima-E flow 150 wall conduct



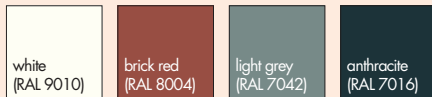
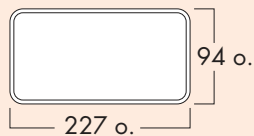
**Stainless-steel external blind with backpressure shutter.**

With rectangular connector for COMPAIR® flow 150.

- tube connector 227 x 94 mm
- connector depth 80 mm
- installation depth 420–620 mm, can be shortened to 210 mm
- wall penetration Ø about 155 mm

4022040 white, stainless steel


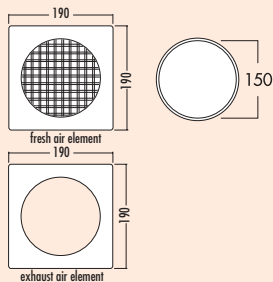

203.36 €



### Klima-E flow 150 wall conduct

With backpressure shutter and external blind.  
With rectangular connector for COMPAIR® flow 150.  
— tube connector 227 x 94 mm  
— connector depth 80 mm  
— installation depth 420–620 mm, can be shortened to 135 mm  
— wall penetration about Ø 155 mm

4044050	white	69.88 €
4044052	brick red	69.88 €
4044062	light grey	73.19 €
4044063	anthracite	73.19 €



### E-Klima A/Z 150



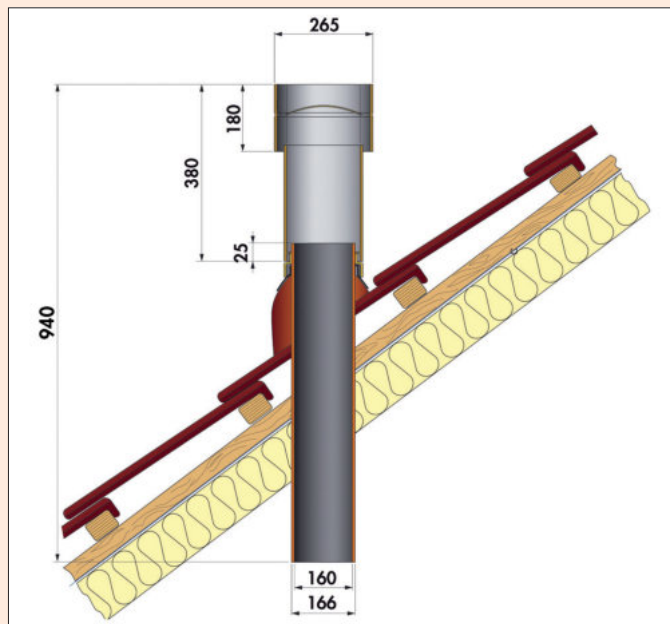
Two-piece wall conduct with separate exhaust and fresh air elements. The two **stainless steel** design external blinds in modern lamella look with internal back pressure shutters solve even spatially difficult installation situations. An internal **stainless steel** cover on the waste air element can be pushed over the plastic pipe and completely covers the wall penetration. On the supply side there is a grid outlet with a connector on the round pipe. Both elements can be used next to each other as a set, or as single elements. Optimum flow values are achieved through volume-flow controlled waste and fresh air openings.

**The fresh air flap only opens with negative pressure.**

When installed with an open-flue chimney, please coordinate this with the chimney sweep responsible.

- stainless steel external blind 190 x 190 mm per blind
- round waste air connection Ø 150 mm
- installation depth 490–690 mm
- wall penetration Ø ca. 155 mm per element

4044053	waste and fresh air wall conduct	489.23 €
4044056	waste air element	266.21 €
4044055	fresh air element	253.58 €



### DN 150/160 roof hood

The optimally designed roof hoods work with extremely low pressure loss, since air flow is largely without resistance. This is the advantageous effect of the amply dimensioned cross-section reserves of the hood heads: with the same nominal width, the clear profiles of the upper pipe and the hood head are always clearly larger than those of the ventilation pipes to be connected.

The unique sandwich system provides for an absolutely secure mount of the universal pass-through roofing tile on the lath. A specially shaped mounting plate made of galvanised steel plate makes the roof penetration extremely stable.



### DN 150/160 roof hood

The universal roofing tile is quickly and securely mounted. Due to the Z edge of the bracket plate it immediately achieves a secure grip and may comfortably be moved to the exact installation point on the roof batten. Two rust-free screws (**not included**) are recommended for secure fastening. With universal lead-coloured pass-through roofing tile for rooves with a tilt angle of 25°–45°.

**Without backpressure shutter.**

4024024 natural red	1065.55 €
4024023 black	1065.55 €



### Plug-in connector 150/160

Made of aluminium, symmetrical version for connecting roof hoods to ventilation ducts, at the top matching the roof hood, at the bottom matching the inside dimensions of the ventilation ducts, no discharge of condensed water at the joint, perfect aerodynamic design. Suitable for all wrapped seam tubes Ø 150/160. Reduction from Ø 167 mm to Ø 149 mm.

**Are required for all roof hoods.**

4024011 aluminium	80.84 €
-------------------	---------

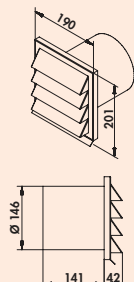


### Fastening clamp 150/160

Made of galvanised steel strips with joint for storm-proof fastening of the vertically aligned roof hood to the roof construction; suitable for all roof angles.

**Are required for all roof hoods.**

4024014 galvanised	32.69 €
--------------------	---------



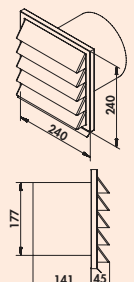
### E-Jal 150 external blind



190 x 190 mm with backpressure shutter for connection to round pipe.  
— connector depth 141 mm

4022012 Ø 150 mm, stainless steel

144.54 €



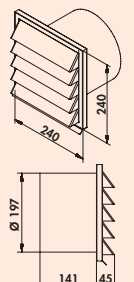
### E-Jal 180 external blind



240 x 240 mm with backpressure shutter for connection to round pipe.  
— connector depth 141 mm

4022030 Ø 180 mm, stainless steel

192.44 €



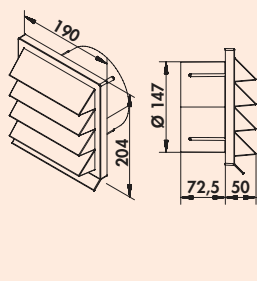
### E-Jal 200 external blind



240 x 240 mm with backpressure shutter for connection to round pipe.  
— connector depth 141 mm

4022031 Ø 200 mm, stainless steel

203.36 €



### K-Jal 150 external blind

190 x 190 mm, with backpressure shutter for connection to round pipes.  
— Ø 150 mm  
— connector depth 72,5 mm

4044044 white

14.96 €

4044046 brick red

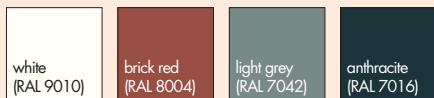
14.96 €

4044064 light grey

16.13 €

4044065 anthracite

16.13 €



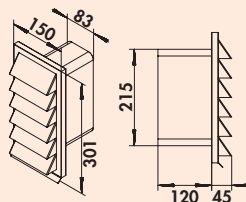


### E-Jal HK flow 150 external blind

The stainless steel external blind COMPAIR® E-Jal HK offers additional possibilities for laying the exhaust air system in difficult installation situations. Through a vertical assembly position, it is now possible to place the air duct and the external blind upright in a minimum of space without reducing the flow characteristics of the duct system.

The COMPAIR® E-Jal HK is installed in the desired place on the external wall. The upright flat duct COMPAIR® flow 150 is installed in a space-saving manner on the wall coming from the extractor hood and attached directly to the external blind without changing the cross-section.

The aesthetics of the classic, factual design language of the established and award-winning COMPAIR® E-Jal series were taken up and adapted to the new form. The torsionally rigid construction of the stainless steel frame element means it does not even deform in case of long-term use and weathering. The lamella design of the stainless steel external blinds with spring-loaded back pressure flaps reliably prevents the penetration of strong wind and driving rain.



### E-Jal HK flow 150 external blind

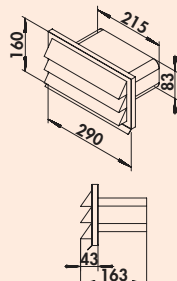


150 x 300 mm with back pressure flap for connection 222 x 89 mm to COMPAIR® flow 150.

— connection piece depth 120 mm

4022029 stainless steel

196.64 €



### E-Jal flow 150 external blind



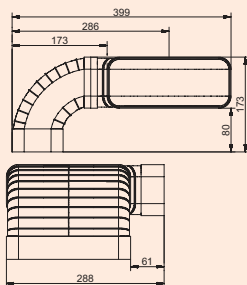
290 x 160 mm, with backpressure shutter for connection 222 x 89 mm to COMPAIR® flow 150.

— connector depth 120 mm

4022038 stainless steel

173.95 €





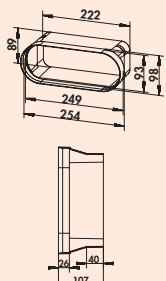
### flow 150 pipe set for downdraft ventilation

The pipe set allows for a space-saving arrangement of the exhaust pipes at extractor hoods with downdraft or hob ventilation.

- pipe connection 227 x 94 mm
- for direct connection (left/right) to the extraction system
- incl. N-KLEB PVC duct tape (4021128)
- assembly required

4043074 white

83.70 €



### F-BA 150 adapter

Adapter, compatible with BORA extraction systems.

- enables direct connection of the Naber COMPAIR® system to BORA extraction systems and duct elements
- optimised flow guidance enables loss-free transition

4043035 white

10.92 €

# COMPAIR<sup>®</sup> flow 150 (system Ø 150)

Order no. Item/  
Description

per pc. excl. VAT

Order no.	Item/ Description	per pc. excl. VAT

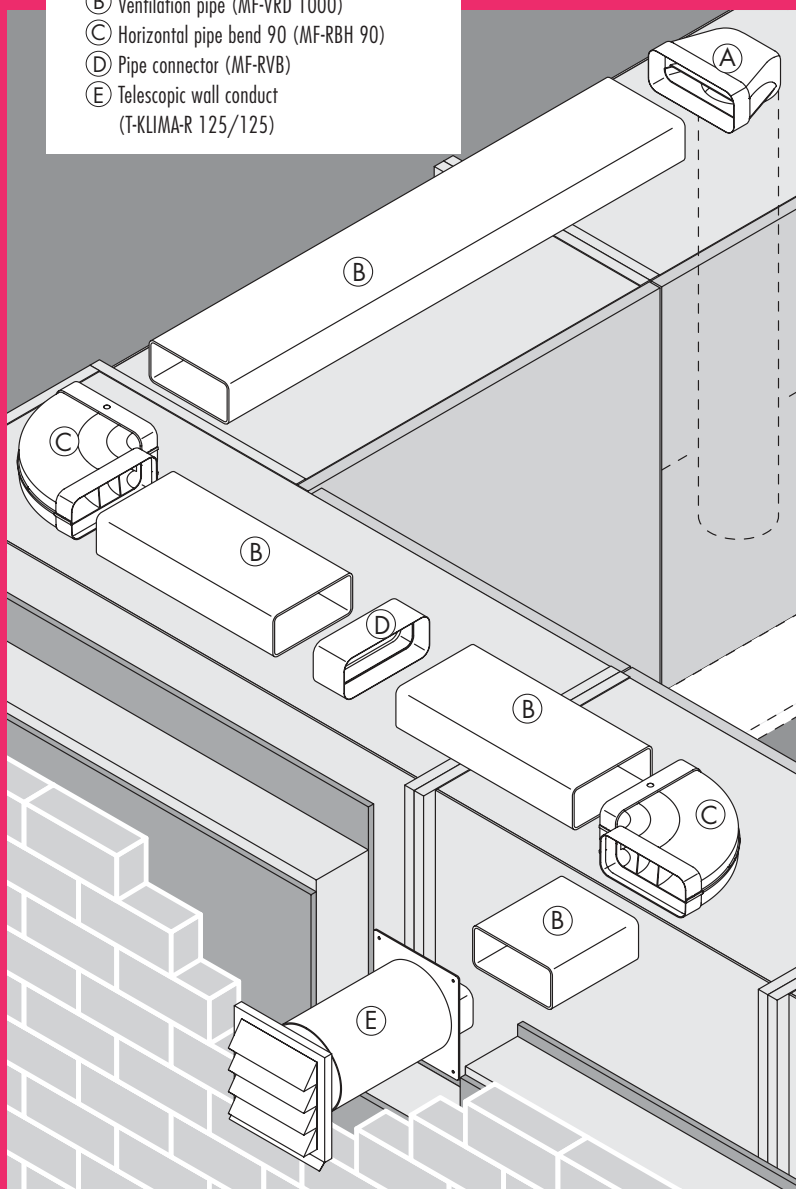
# COMPAIR® flow 125 bion 125

## System Ø 125

Strong for fresh and  
waste air technology

### Fitting example

- Ⓐ Deflector 900 with round pipe Ø 125  
(MF-UR 500/900)  
for Ø 125 hood connection
- Ⓑ Ventilation pipe (MF-VRD 1000)
- Ⓒ Horizontal pipe bend 90 (MF-RBH 90)
- Ⓓ Pipe connector (MF-RVB)
- Ⓔ Telescopic wall conduct  
(T-KLIMA-R 125/125)



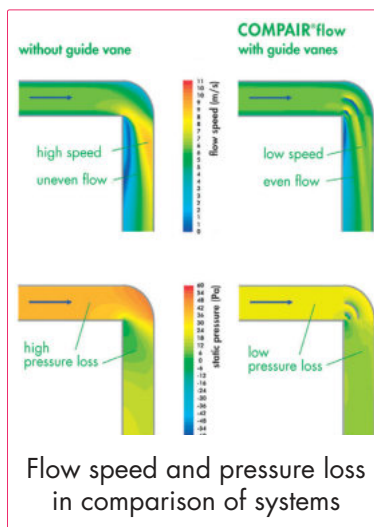
- Flat ducts and accessories Page 67–71
- Round pipes and accessories Page 72–73
- Wall conducts Page 74–78
- External blinds Page 79–80



# COMPAIR® flow 125 bion 125

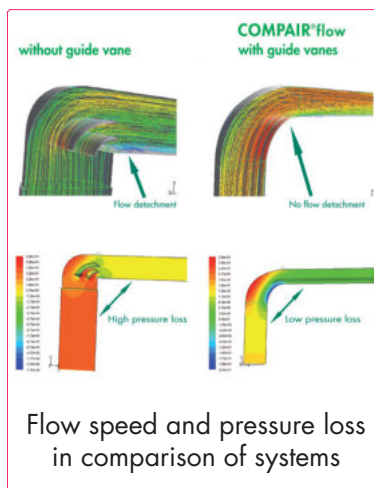
## More performance through "conduction"

As a result of the patented guide vane technology, vapour flows are smoothed in the duct and directed to the environment with very little loss of pressure. Using COMPAIR® flow 125, up to 59 % less pressure is lost, depending on the length and structure of the waste air duct – with a cross-sectional increase of only 3.9 %, compared with the 125 round pipe.



## Energy efficiency for extremely powerful hoods

Bionik deals with the research and the systematic transfer of solutions from nature to technical applications. For COMPAIR® bion the flow dynamics optimal meandering systems in water-courses formed the natural example. The development of the deflector was carried out using the latest simulation and measurement technology. Here, the focus was on the energy efficient use of the system parts with extremely powerful hoods. All COMPAIR® bion deflectors can also be subsequently integrated into existing systems taking the duct geometry into account.













## Strikingly unobtrusive form


Using the modern COMPAIR® flow 125 rectangular profile, freedom of design is retained in kitchen planning. The external system dimensions 77 x 169 mm (H x W) and corner radii of 20 mm enable you to plan inconspicuously and in a space-saving way.



## Typical Naber: customer-friendly set compilation

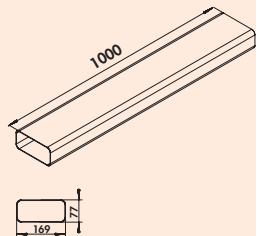
COMPAIR® flow 125 by Naber is leading air duct technology, which you can order according to your requirements and on a consignment basis. If the order quantity is 10 pc. or more, component sets can be put together individually according to your wishes.

-  **MF-VRO 125 flat duct pipe**  
white 1000 mm 4033002
-  **MF-VRM 125 flat duct pipe**  
white 1000 mm 4033004
-  **MF-RVB 125 pipe connector**  
white 61 mm 4033005
-  **F-bion 125 deflector 90°**  
white 4033031
-  **MF-UR 125 deflector 90°**  
white 4033010
-  **MF-UR 125 deflector 90° with round pipe**  
white 500 mm 4033008  
white 1000 mm 4033009
-  **MF-RBH 125 pipe bend horizontal 90°**  
white 4033011
-  **MF-RBV 125 pipe bend vertical 90°**  
white 4033013
-  **K-Klima-R 125/125 wall conduct**  
white 4021073  
brick red 4021075  
anthracite 4021077
-  **MF-EST 125 end piece**  
white 4033014



### COMPAIR® flow 125

- COMPAIR® flow 125, with integrated guide vane technology, is the most advanced air duct system.
- COMPAIR® bion 125 effectively conducts the exhaust air of extremely high performance hoods.
- COMPAIR® flow 125 reduces pressure loss, optimises volume flow and protects the fan motor.
- COMPAIR® bion 125 minimises noise development due to reduced pressure loss.
- COMPAIR® flow 125 is recommended by leading manufacturers of kitchen hoods.

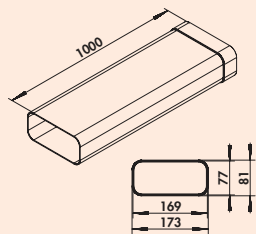


### MF-VRO 125 flat duct pipe

Ventilation pipe without sleeve.  
– length 1000 mm

4033002 white

25.04 €

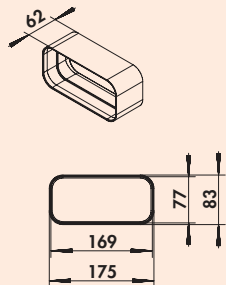


### MF-VRM 125 flat duct pipe

Ventilation pipe with sleeve.

4033004 L 1000 mm, white

27.90 €

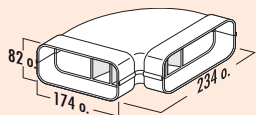


### MF-RVB 125 pipe connector

Connector for flat ducts.  
– length 61 mm

4033005 white

6.30 €

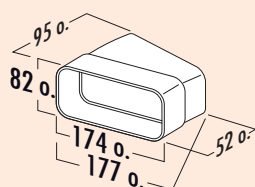


### MF-RBH 125 pipe bend horizontal 90°

With guide vanes and sleeves integrated on both sides.

4033011 white

22.35 €

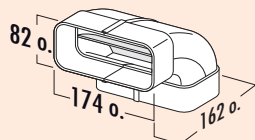


**MF-RBH 125 pipe bend horizontal 15°**

With sleeve integrated on one side.

4033012 white

13.19 €

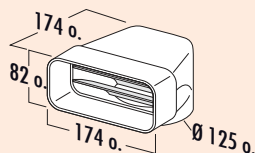


**MF-RBV 125 pipe bend vertical 90°**

With guide vanes and sleeves integrated on both sides.

4033013 white

22.10 €

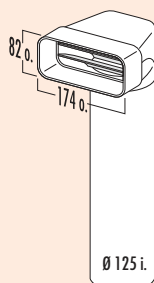


**MF-UR 125 deflector 90°**

With guide vanes and pipe connector, and sleeve integrated on one side.

4033010 white

20.25 €



**MF-UR 125 deflector 90° with round pipe**

With guide vanes and round pipe.

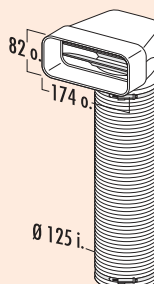
To achieve optimum flow performance, always use the deflectors with round pipe. Only use the deflectors with hose (MF-URX) in exceptional cases, if no other engineering option exists.

4033008 L 500 mm, white

32.62 €

4033009 L 1000 mm, white

39.41 €



**MF-URX 125 deflector 90° with flexi-duct**

With guide vanes and 2 hose clips.

4033006 L 500 mm, white

35.88 €

4033007 L 1000 mm, white

43.19 €



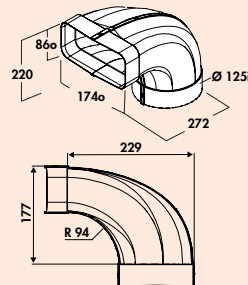
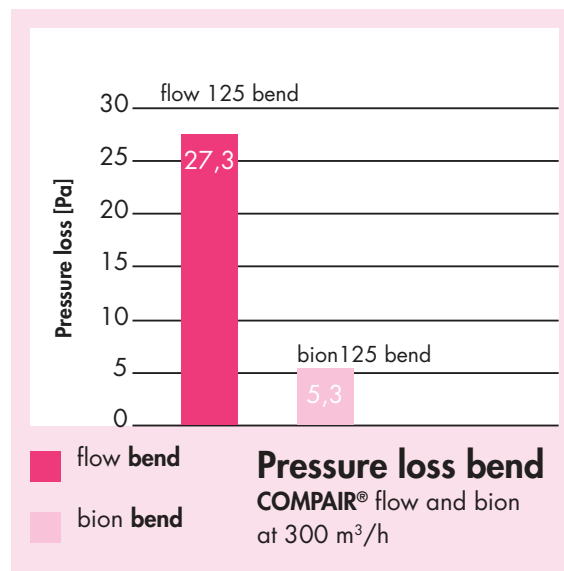
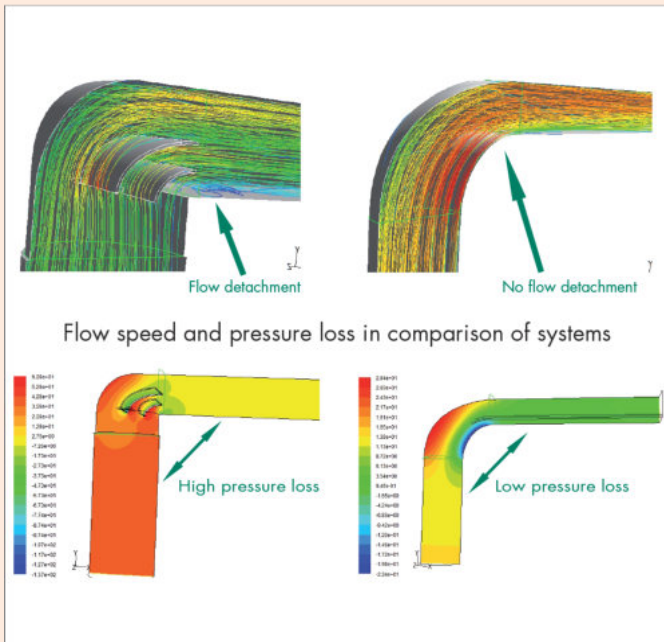
### F-bion 125 deflector 90°

Energy efficiency for extremely powerful hoods

Bionik deals with the research and the systematic transfer of solutions from nature to the technical applications of products. For COMPAIR® bion the flow-dynamically optimal meandering systems in watercourses formed the natural example. The development of the deflector was carried out using the latest simulation and measurement technology. Here, the focus was on the energy efficient use of the system parts with extremely powerful hoods.

Contrary to the trend of constructing large space-consuming duct systems with Ø 180 mm or Ø 200 mm for powerful hoods, for which the installation space is often lacking, with the help of the new deflection curve Naber COMPAIR® F-bion, the proven space-saving flat duct system Naber Compair can be optimised. Using the bionically shaped 90° deflector F-bion, the pressure is reduced by up to 80 % compared to conventional 90° bends without guide-vane technology. Thanks to this reduction in pressure loss, larger volume flows can be channelled more efficiently and virtually noiselessly from the hood to the outside.

The COMPAIR® bion deflectors for the Naber COMPAIR® exhaust air systems 125/150 can also be subsequently integrated into existing systems taking the duct geometry into account and significantly improve the extraction power of the hood.



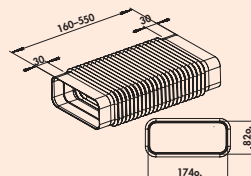
### F-bion 125 deflector 90°

Energy efficient solution for extremely high performance hoods.  
For direct hood connection with integrated sleeve.

For the installation, please note the space needed due to the component size!

4033031 white

25.13 €

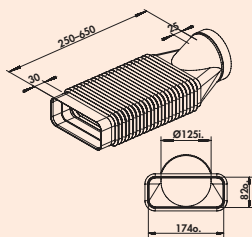


### MF-RBFLEX 1 system 125 pipe bend

For diversions and turns up to 90°. Adaptor, flexible, rectangular to rectangular.  
With connecting sleeve integrated on both sides.  
— length 160–550 mm

4033023 white

26.03 €

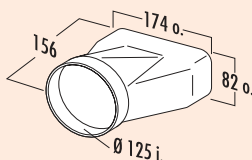


### MF-RBFLEX 2 system 125 pipe bend

For diversions and turns up to 90°. Adapter, flexible, round to rectangular.  
— length 250–650 mm

4033024 white

26.05 €



### MF-EST 125 end piece

With integrated sleeve for direct transition from flat to round (wall penetration).

4033014 white

16.72 €



### flow 125 flat duct set 1

Set consisting of:

- 2 x 1000 mm flat duct pipe without sleeve (4033002)
- 1 x deflector with 1000 mm round pipe (4033009)
- 1 x pipe connector (4033005)
- 1 x N-KLEB PVC duct tape (4021128)

4033040 white

99.28 €



### flow 125 flat duct set 2

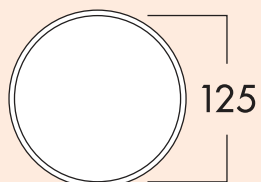
Set consisting of:

- 3 x 1000 mm flat duct pipe without sleeve (4033002)
- 1 x deflector with 1000 mm round pipe (4033009)
- 1 x pipe bend 90°, horizontal (4033011)
- 2 x pipe connector (4033005)
- 1 x N-KLEB PVC duct tape (4021128)

4033041 white

152.61 €





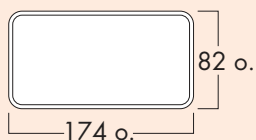

### 125 wall connector 1

For use in chimney shafts. For connection to round pipe 125.

- with backpressure shutter.
- hose/tube connector Ø 125 mm
- connector depth 24 mm
- round tube with a length of 350 mm
- wall penetration Ø ca. 132 mm

4020040 white

27.31 €



### 125 wall connector 2

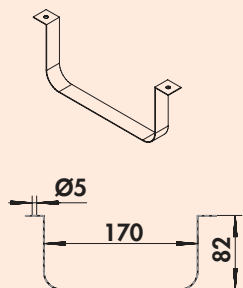
For use in chimney shafts.

For rectangular connection to COMPAIR® flow 125.

- with backpressure shutter
- hose/pipe connector 174 x 82 mm
- connector depth 80 mm
- round pipe with 350 mm length
- wall penetration Ø ca. 132 mm

4033026 white

27.39 €

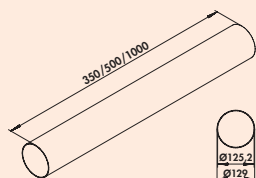


### Flat duct mount 125

For secure mounting of freely routed ducts and hoses on walls/ceilings.

4033025 stainless steel

8.32 €



### Round pipe 125

- round pipe Ø 125 mm

4021114 L 350 mm, white

13.53 €

4021118 L 500 mm, white

17.14 €

4052002 L 1000 mm, white

30.92 €



### T-VBS 125 round pipe connector

- hose/pipe connector Ø 125 mm
- length 50 mm

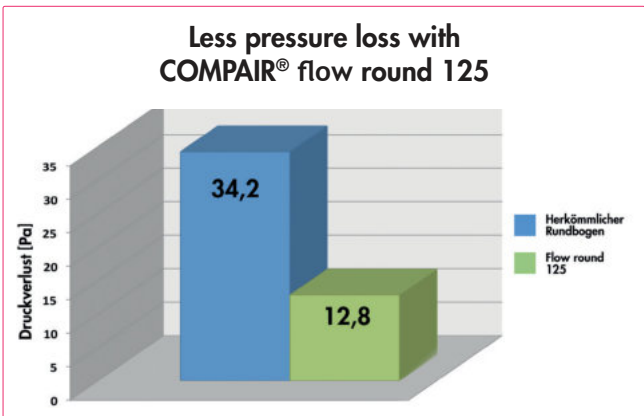
4021127 white

7.31 €

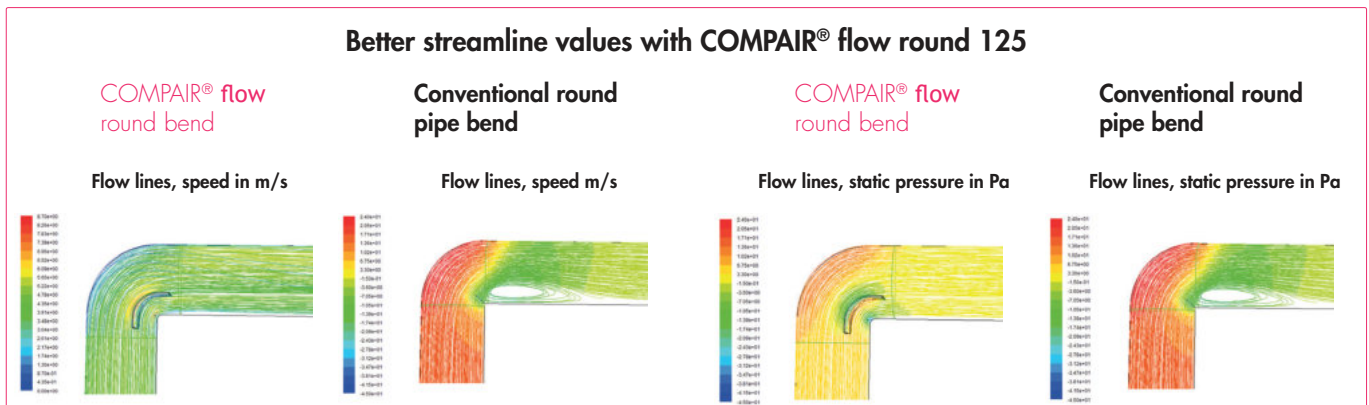
# COMPAIR® flow round 125

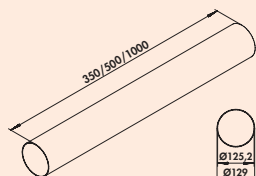
## System Ø 125

- High in volume and easy to install**  
 COMPAIR® flow round base parts impress with universal applicability and perfect air flow. All system components may be interconnected by simple plug connection.
- Installation close to corners**  
 COMPAIR® flow round can be laid close to corners thanks to its very small inner radius.
- Absolutely efficient**  
 COMPAIR® flow round is one of the most efficient round tube systems on the market.
- Proven guide vane technology**  
 COMPAIR® flow round round uses the proven turning vane technology.
- Low pressure loss**  
 COMPAIR® flow round maximises the hood efficiency and minimises noise development through 70 % less pressure loss.
- Typical Naber: customer-friendly set compilation**  
 If 10 or more are ordered, sets may be assembled individually according to your wishes.



	<b>R-125 round pipe</b> white 1000 mm 4052002
	<b>R-VBS 125 round pipe connector</b> white 60 mm 4052016
	<b>R-RBV flow 125 pipe bend 90°</b> white 4052014
	<b>R-URX flow 125 deflector 90° with flexi-hose</b> white 500 mm 4052018 white 1000 mm 4052020
	<b>K-Jal 125 external blind</b> white 4021070 brick red 4021072 anthracite 4021079
	<b>K-Klima-R 125/125 wall conduct</b> white 4021073 brick red 4021075 anthracite 4021077
	<b>N-PXO 127 flexi-hose round</b> white 4023002
	<b>A-PXO 127 alu. flexi-hose round</b> aluminium 4023006
	<b>Hose clamp 127</b> alu. col. 4021132



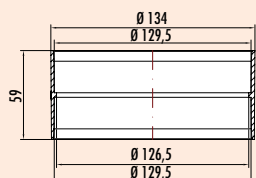


### Round pipe 125

— round pipe Ø 125 mm

4052002 L 1000 mm, white

30.92 €



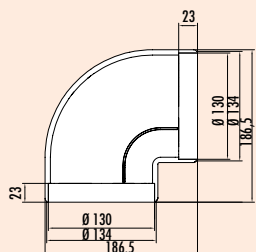
### R-VBS 125 round pipe connector

For connecting two pipes.

— Ø 130 mm  
— length 60 mm

4052016 white

7.39 €



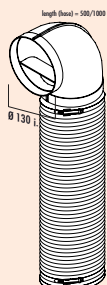
### R-RBV flow 125 pipe bend 90°

Low-loss deflection via integrated guide vanes. With sleeves integrated on both sides.

— Ø 130 mm  
— **also suitable for direct connection**  
— Up to 70 % less pressure loss through guide vane technology. This results in considerably increased performance at reduced noise generation.  
— Can be laid close to corners due to its very small inner radius.  
— Optimal transition to all wall conducts with round connector.

4052014 white

19.33 €



### R-URX flow 125 deflector 90° with flexi-duct

With 500/1000 mm flexi-duct and 2 hose clips.

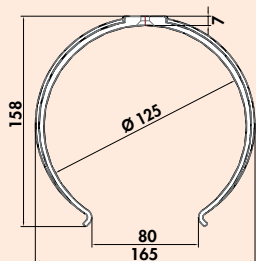
— Ø 125 mm

4052018 L 500 mm, white

31.27 €

4052020 L 1000 mm, white

34.29 €



### Round duct mount 125

For wall and ceiling mounting.

— recommended spacing 500 mm

4052010 Ø 125 mm, white

5.13 €

# COMPAIR® THERMOBOX® 125

Energy efficient exhaust solutions in the kitchen



**Intelligent kitchen exhaust solutions now play a key role in improving your indoor climate.** Odour and fat particles, but also moisture, have to be dissipated to the outside air through an air duct. At the same time, the building envelope, especially the core hole created for an exhaust system, have to be energetically sealed.

THERMOBOX maximises the efficiency of an exhaust hood and prevents flow and heat losses when not in operation through the **ShutterTec retention system**. With a U-value\* of 2.2 W/(m²K) the THERMOBOX clearly sets itself apart from the usual insulation values for wall conducts and as a component, it achieves an insulation effect comparable with that of double glazed windows. In addition, unwanted vibrations and rattling noises due to wind load are avoided.

The Naber® THERMOBOX is available in conjunction with the external blind "Col" as a wall conduct system in Ø 125 and Ø 150 mm. In addition, the THERMOBOX is available as a retrofit kit for existing Naber® wall conducts and is also suitable for vertical installation (exhaust air outlet via the roof).

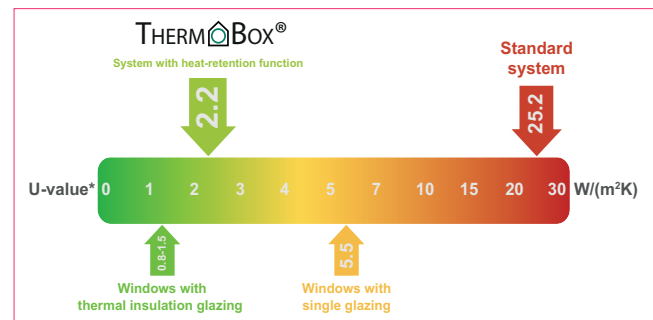
\*U-value is a measure of the thermal insulation: the smaller the U-value, the better the insulation.

## Energy efficiency

- up to 20 times less heat loss (compared to standard backflow traps)
- efficient thermal insulation of the exhaust opening
- heat insulating reflective layer
- U-value\* of only 2,2 W/(m²K)
- can be retrofitted in existing Naber® wall conducts

## Innovative opening and closing mechanism

- Blower-Door certified (required opening pressure >65 Pa)
- magnetic opening and closing
- defined opening pressure prevents rattling
- opens fully even at low flow rates
- no vibrations, no rattling noises



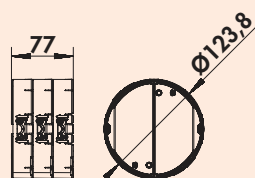



### THERMOBOX 125

The heat retention system THERMOBOX consists of three consecutive pairs of flaps at defined spacing with magnetic closing. With a U-value of 2.2 W/(m²K), THERMOBOX clearly sets itself apart from customary wall conducts (ca. 25 W/(m²K)) and achieves an insulating effect comparable with that of double glazed windows.

In the closed system, two completely insulated air chambers form. A reflective layer on the first pair of inwardly aligned flaps reduces the transmission factor at the entrance to the system, thus preventing additional heat losses.

In comparison, customary wall conducts have single backflow traps that are not suitable for installation in the outside walls of energy-efficient or energy-renovated houses because of their lack of heat insulating properties.

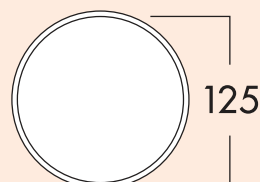



### THERMOBOX 125

Heat retention system THERMOBOX for retrofitting of existing **Naber® wall conducts** and suitable for vertical installation (exhaust air outlet via the roof).  
– Blower-Door certified (required opening pressure >65 Pa)

4022049 black, silver

67.73 €



### E-Jal Col® 125 wall conduct incl. THERMOBOX

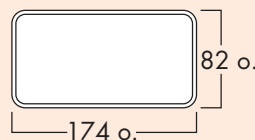



Wall conduct with telescopic pipe, incl. built-in heat retention system THERMOBOX and **stainless steel external E-Jal Col®**. Guide vanes on the slats of the blind ensure optimised flow guidance.

- hose / pipe connection Ø 125 mm
- connection depth 24 mm
- installation depth 350–500 mm, can be shortened to 205 mm
- wall penetration Ø ca. 132 mm
- Blower-Door certified (required opening pressure >65 Pa)

4022046 white, stainless steel

305.46 €



### E-Jal Col® flow 125 wall conduct incl. THERMOBOX



Wall conduct with telescopic pipe, incl. built-in heat retention system THERMOBOX and **stainless steel external blind E-Jal Col®**. Guide vanes on the slats of the blind ensure optimised flow guidance.

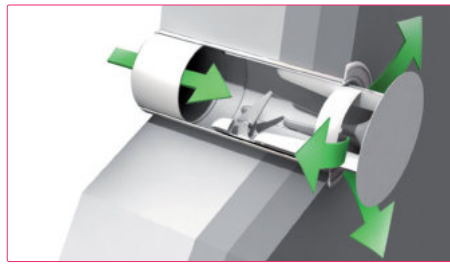

- pipe connection 174 x 82 mm
- connection depth 80 mm
- installation depth 350–500 mm, can be shortened to 240 mm
- wall penetration Ø ca. 132 mm
- Blower-Door certified (required opening pressure >65 Pa)

4033044 white, stainless steel

305.46 €

# COMPAIR® flow Star GTS 125

The first wall conduct with guide vane technology



Optimum flow under inclusion of the wall conduct on the external wall is decisive for the overall efficiency of any kitchen waste air system. The flow Star wall conduct enables the combination of good flow performance, perfect seal of the wall joint with "blower door" certificate and prize-winning external appearance. Performance figures and energy efficiency may be improved even more by connection to the COMPAIR® flow flat duct system.

The functional principle of flow Star uses the pressure effect of the air stream (volume stream) created during hood operation, combined with mechanically controlled spring and magnetic force when opening and/or closing the wall conduct.

With its modern, flush exterior appearance, **flow Star** meets the expectations of modern kitchen planning and architecture.

## Advantages

- optimal flow performance due to integrated guide vane technology
- lowest drop in pressure of all commercially available wall conducts
- maximum flow rate of the exhaust hood
- minimisation of noise emissions by the extractor hood

## Technology

- fully mechanically controlled opening and closing function with spring and magnetic force
- robust construction with ball bearings that are sealed and don't rust
- a backpressure shutter isn't necessary
- with the hood switched off, the front plate made of stainless steel closes flush with the outside wall
- simple assembly without electrical connection, no extra bore holes are necessary
- ideal for the exchange of old systems with existing tapping drill hole
- fail safe against freezing, strong winds, driving rain and dirt

## Energy efficiency

- no other power supplies are necessary for the use of the wall conduct: uses the flow energy generated by the air stream (volume flow) when the cooker hood is in operation
- optimal heat isolation when closed
- an all-round labyrinth seal prevents heat loss and saves heating energy (high tightness)
- perfect solution for a secure sealing of the building shell acc. ENEV09 (Blower-Door certificate)
- appropriate for energy efficient houses
- the electricity consumption of the connected cooker hood is reduced due to flow optimisation

## Material & Design

- elegant, contemporary design
- rust free and high class stainless steel cover
- the cover can be disassembled without any problems for extra handling (i.e. surface coating)
- multiple awards for design and function

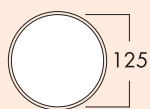
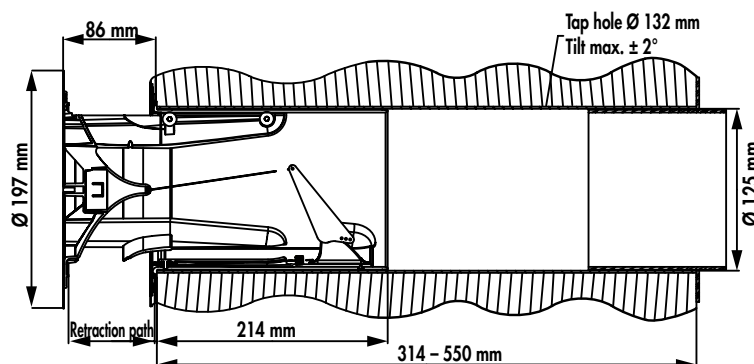
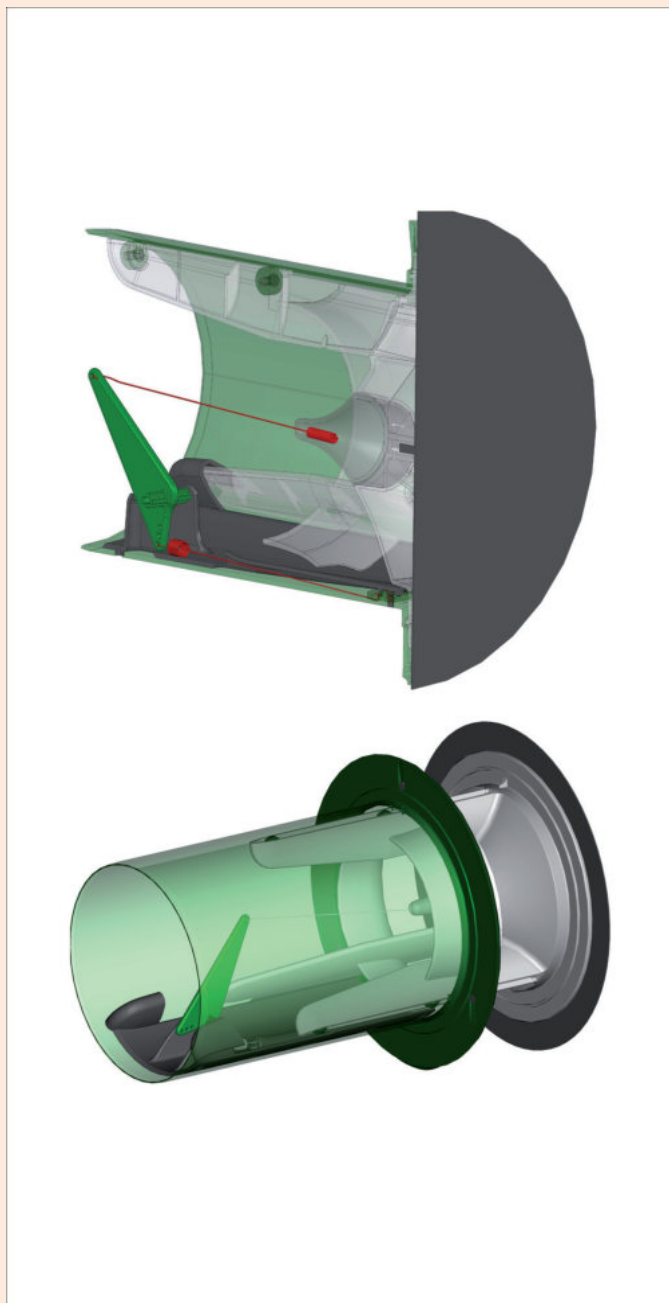


### flow Star GTS 125 wall conduct

GTS stands for "generation two springs", which refers to the two integrated springs. Compared to the original flow Star, a pressure spring has been added, which slows the flow body over the last 10 mm, thus avoiding a hard impact on the end stops. The kinetic energy created during the opening process is absorbed and released again in the closing direction, against the volume flow. In this way, the opening width of the flow Star GTS is individually adapted to the specific volume flow of the hood. An all-round sealing lip positioned at the outer flange provides added protection in colder weather.

#### Properties and functions

- optimum flow performance due to guide vane technology
- elegant design (smooth surfaces instead of lamellas)
- closing of the wall conduct by spring force and additional magnets
- easy installation without additional drill holes
- sturdy design with no-rust, sealed ball bearings
- lowest pressure loss of all commercially available wall conducts
- maximum feed performance of the vapour hood
- low noise generation of the vapour hood
- optimum heat insulation
- increased resistance to weathering
- no rattling of backpressure shutters in case of gusts of wind
- good seal when the vapour hood is switched off
- blower door certificate
- no electrical connection required
- for the installation of the mounting pipe, a core drilling hole (Ø 132 mm) is recommended



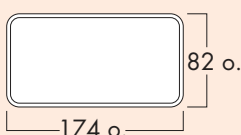

### flow Star GTS 125 wall conduct

With connection to round pipe Ø 125 mm and round **external stainless-steel cover**.

- required opening pressure 100 Pa
- stainless steel cover Ø 197 mm
- hose/pipe connector Ø 125 mm, connector depth 24 mm
- installation depth 314–550 mm, can be shortened to 250 mm, wall penetration Ø about 132 mm
- for the installation of the mounting pipe, a core drilling hole (Ø 132 mm) is recommended

4033042 white, stainless steel

317.98 €



### flow Star GTS 125 F wall conduct

With connection to COMPAIR® flow rectangular 125 tube and round **external stainless-steel cover**.

- required opening pressure 100 Pa
- stainless steel cover Ø 197 mm
- tube connector 174 x 82 mm, connector depth 80 mm
- installation depth 314–550 mm, can be shortened to 285 mm, wall penetration Ø about 132 mm
- for the installation of the mounting pipe, a core drilling hole (Ø 132 mm) is recommended

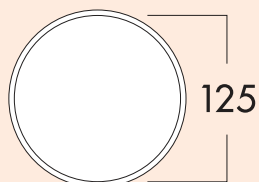
4033043 white, stainless steel

317.98 €

# COMPAIR® flow 125 (system Ø 125)

Order no. Item/  
Description

per pc. excl. VAT



## Klima-E 125 wall conduct

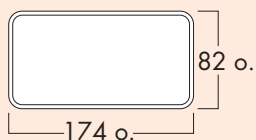


Telescopic pipe and **stainless-steel external blind**, with backpressure shutter.

- hose/tube connector Ø 125 mm
- connector depth 24 mm
- installation depth 420–620 mm, can be shortened to 175 mm
- wall penetration Ø about 132 mm

4022013 white, stainless steel

183.95 €



## Klima-E flow 125 wall conduct

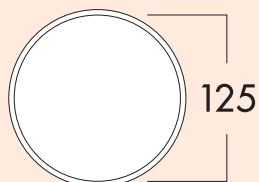


Telescopic pipe and **stainless-steel external blind**, with backpressure shutter. With rectangular connector for COMPAIR® flow 125.

- pipe connector 174 x 82 mm
- connector depth 80 mm
- installation depth 420–620 mm, can be shortened to 210 mm
- wall penetration Ø about 132 mm

4033022 white, stainless steel

183.78 €



## K-Klima-R 125/125 wall conduct

With backpressure shutter, telescopic pipe and external blind.

- hose/tube connector Ø 125 mm
- connector depth 24 mm
- installation depth 420–620 mm, can be shortened to 100 mm
- wall penetration Ø about 132 mm

4021073 white

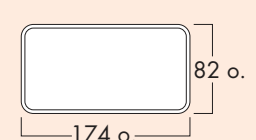
52.28 €

4021075 brick red

52.28 €

4021077 anthracite

55.13 €



## K-Klima-R flow 125 wall conduct

With backpressure shutter and external blind. With rectangular connector for COMPAIR® flow 125.

- pipe connector 174 x 82 mm
- connector depth 80 mm
- installation depth 420–620 mm, can be shortened to 135 mm
- wall penetration Ø about 132 mm

4033027 white

52.69 €

4033029 brick red

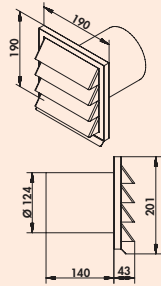
52.69 €

4033033 anthracite

54.88 €







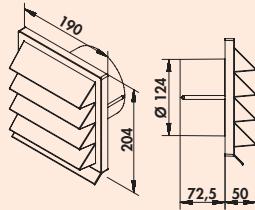
### E-Jal 125 external blind



190 x 190 mm, with backpressure shutter for connection to round pipe.  
— connector depth 145 mm

4022011 Ø 125 mm, stainless steel

145.38 €



### K-Jal 125 external blind

190 x 190 mm, with backpressure shutter for connection to round pipes.  
— Ø 125 mm  
— connector depth 72.5 mm

4021070 white

14.96 €

4021072 brick red

14.96 €

4021079 anthracite

16.13 €

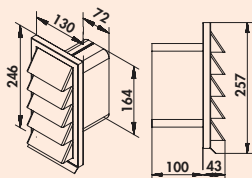


### E-Jal HK flow 125 external blind

The stainless steel external blind COMPAIR® E-Jal HK offers additional possibilities for laying the exhaust air system in difficult installation situations. Through a vertical assembly position, it is now possible to place the air duct and the external blind upright in a minimum of space without reducing the flow characteristics of the duct system.

The COMPAIR® E-Jal HK is installed in the desired place on the external wall. The upright flat duct COMPAIR® flow 125 is installed in a space-saving manner on the wall coming from the extractor hood and attached directly to the external blind without changing the cross-section.

The aesthetics of the classic, factual design language of the established and award-winning COMPAIR® E-Jal series were taken up and adapted to the new form. The torsionally rigid construction of the stainless steel frame element means it does not even deform in case of long-term use and weathering. The lamella design of the stainless steel external blinds with spring-loaded back pressure flaps reliably prevents the penetration of strong wind and driving rain.



### E-Jal HK flow 125 external blind

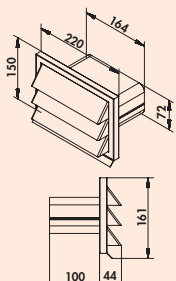


130 x 250 mm with back pressure flap for connection 169 x 77 mm to COMPAIR® flow 125.

— connection piece depth 100 mm

4022017 stainless steel

196.64 €



### E-Jal flow 125 external blind



210 x 140 mm with backpressure shutter for connection 169 x 77 mm to COMPAIR® flow 125.

— connector depth 90 mm

4033015 stainless steel

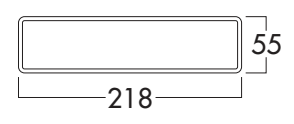
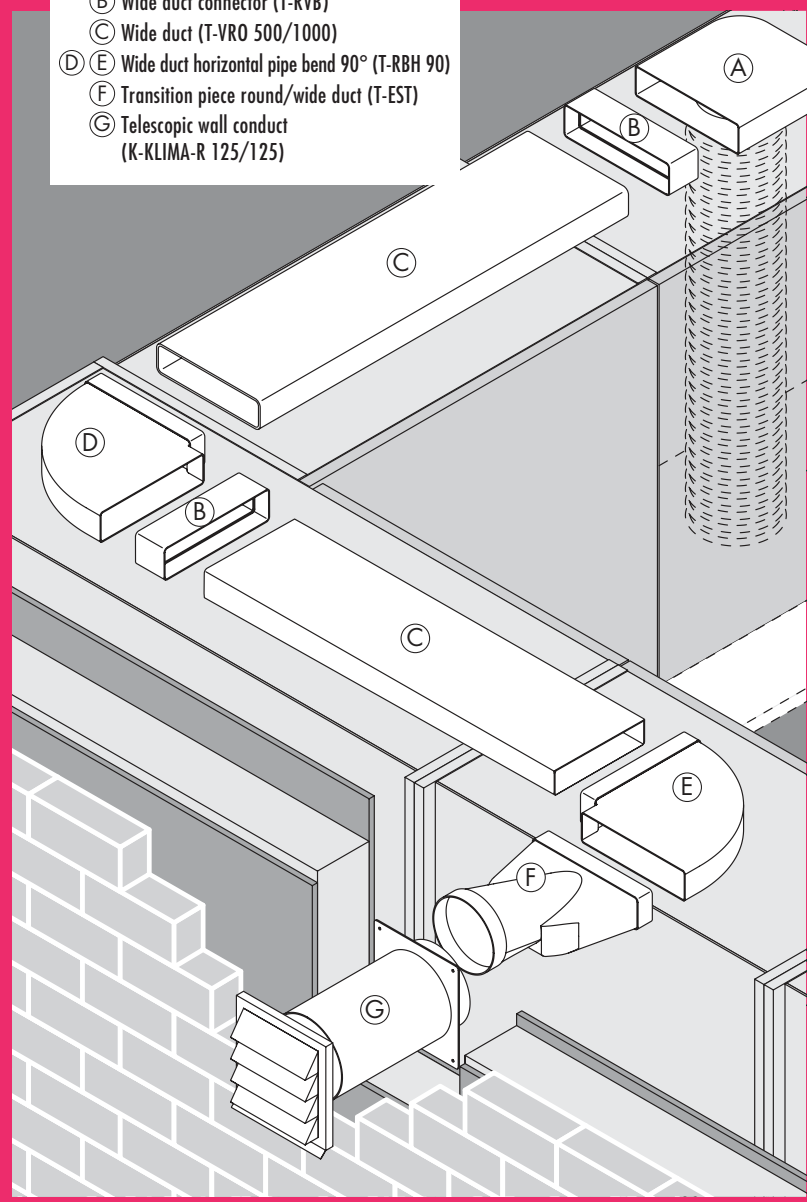
176.47 €

# COMPAIR® top System Ø 125 flat

High performance ventilation



- Fitting example**
- Ⓐ Deflector 90° with flexi-hose and 2 hose clips (T-URX 500/1000) for Ø 120 and 125 hood connection
  - Ⓑ Wide duct connector (T-RVB)
  - Ⓒ Wide duct (T-VRO 500/1000)
  - Ⓓ Ⓔ Wide duct horizontal pipe bend 90° (T-RBH 90)
  - Ⓕ Transition piece round/wide duct (T-EST)
  - Ⓖ Telescopic wall conduct (K-KLIMA-R 125/125)



■ Air duct and accessories	Page 83–85
Wall conducts	Page 86
External blinds	Page 87

# COMPAIR® top

System Ø 125 flat

## High performance ventilation

Even for standard installations, COMPAIR® top basic parts are versatile and in top shape for flow.

All system parts may be interconnected by simple plug connection technology.

If 10 or more are ordered, sets may be assembled individually according to your wishes.

	<b>T-VRO 125 wide duct</b> white 500 mm 4021001 white 1000 mm 4021002		<b>T-EST 125 end piece</b> white 4021047
	<b>T-RVB 125 wide duct connector</b> white 4021004		<b>K-Jal 125 external blind</b> white 4021070 brick red 4021072 anthracite 4021079
	<b>T-UR 125/2 deflector 90°</b> white 4021010		<b>K-Klima-R 125/125 wall conduct</b> white 4021073 brick red 4021075 anthracite 4021077
	<b>T-UR-ST 125 deflector 90°</b> white 4021012		<b>N-PXO127 flexi-hose round</b> white Ø 127 4023002
	<b>T-URX 125 deflector 90° with flexi-hose</b> white 500 mm 4021025 white 1000 mm 4021026		<b>A-PXO 127 aluminium flexi-hose round</b> aluminium Ø 127 4023006
	<b>T-RBH 1 system 125 wide duct bend</b> white 4021043		<b>Hose clamp 127</b> alu. coloured Ø 127 4021132
	<b>T-RBV 1 system 125 wide duct bend</b> white 4021044		



### COMPAIR® top wide duct format

- increases volume flow in waste and fresh air operation
- reduces loss of pressure due to the larger bend cross-section
- adapts to the high air volume performance of modern vapour hoods by adjustment to the blow-out cross-section



### COMPAIR® top push-through block

- prevents interference with the air stream in the connector section of reflector parts in case of direct hood deflection or deflection using inserted spacer pipe



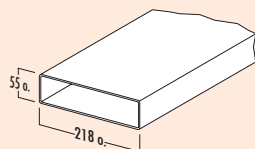
### COMPAIR® top click-in assembly

- simple, safe and tool-less plug-assembly technology
- for the construction of individual deflectors and adapters



### COMPAIR® top clip nose lock

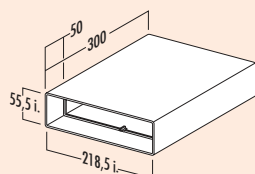
- stabilises pipe connections over their complete cross-section



### T-VRO 125 wide duct

Ventilation pipe without sleeve.

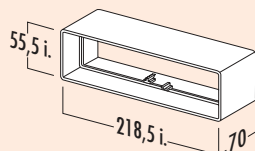
4021001	L 500 mm, white	12.69 €
4021002	L 1000 mm, white	23.53 €



### T-TR 300 system 125 wide duct

Telescopic slider element. Spacer piece and pipe connector.

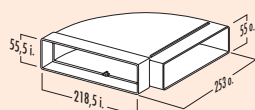
4021003	white	19.75 €
---------	-------	---------



### T-RVB 125 wide duct connector

Connector for T-VRO wide duct pipes.

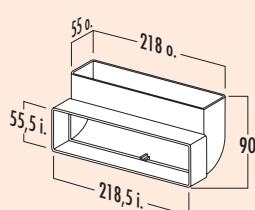
4021004	white	6.89 €
---------	-------	--------



### T-RBH 1 system 125 wide duct bend

Bend horizontal 90°. With sleeve integrated on one side.

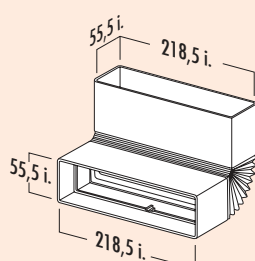
4021043	white	19.50 €
---------	-------	---------



### T-RBV 1 system 125 wide duct bend

Bend vertical 90°. With sleeve integrated on one side.

4021044	white	18.32 €
---------	-------	---------



### T-RBFLEX 125 wide duct bend

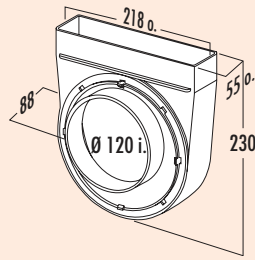
Flexible wide duct bend horizontal/vertical up to 90°. With connecting sleeve integrated on both sides.  
— length 180–500 mm

4021045	white	23.19 €
---------	-------	---------

# COMPAIR® top (system Ø 125 flat)

Order no. Item/Description

per pc. excl. VAT

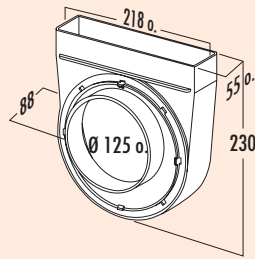


## T-UR-EX 125 deflector 90°, eccentric

For 125-gauge hood connection with adjustable, eccentric connector piece for hood outlets too close to the wall.

- connector Ø 120 mm
- connector depth 14 mm

4021086 white 21.43 €

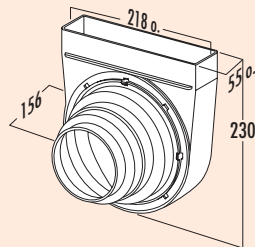


## T-UR 125/2 deflector 90°

For 125-gauge pipe/hose connection.

- hose/pipe connector Ø 125 mm
- connector depth 30 mm for secure pipe/hose installation

4021010 white 20.92 €



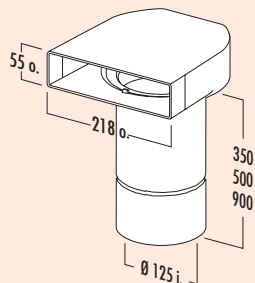
## T-UR-ST 125 deflector 90°

With integrated staggered ring.

For 100-gauge, 120-gauge, 125-gauge and 150-gauge pipe/hose connection.

- connector Ø 100, 120, 125, 150 mm
- connector depth 20 mm per size for secure pipe/hose installation

4021012 white 28.99 €



## T-UR 125 deflector 90° with round pipe

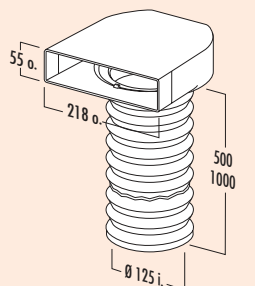
Deflector 90° with round pipe.

To achieve optimum flow performance, always use the deflectors with round pipe.

Only use the deflectors with hose (T-URX) in exceptional cases, if no other engineering option exists.

4021019 L 500 mm, white 35.21 €

4021020 L 1000 mm, white 44.79 €



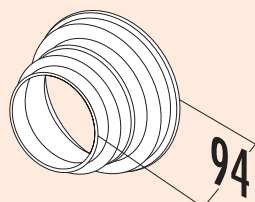
## T-URX 125 deflector 90° with flexi-duct

For 120-gauge and 125-gauge hood connection.

- incl. 2 clips
- hose Ø 125 mm

4021025 L 500 mm, white 36.81 €

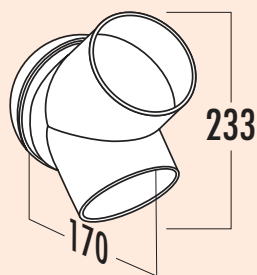
4021026 L 1000 mm, white 43.19 €



## T-STU-ST 125 staggered ring

- ring Ø 100, 120, 125, 150 mm
- connector depth 20 mm per size

4021038 white 8.66 €

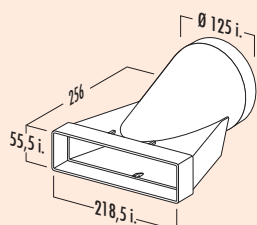


### T-HS 125 y-pipe

- 2 x Ø 125 mm
- connector depth 30 mm, Ø 150 mm

4021040 white

21.34 €

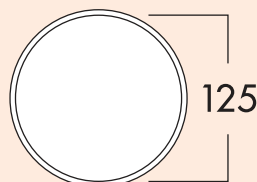


### T-EST 125 end piece

Transition piece round/wide duct with straight contact surface.  
For connection to blind, hood or wall conduct round connectors (but also employable as starting part for direct connection to 125-gauge hood connectors).

4021047 white

22.69 €



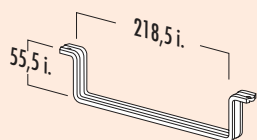
### 125 wall connector 1

For use in chimney shafts. For connection to round pipe 125.

- with backpressure shutter.
- hose/tube connector Ø 125 mm
- connector depth 24 mm
- round tube with a length of 350 mm
- wall penetration Ø ca. 132 mm

4020040 white

27.31 €

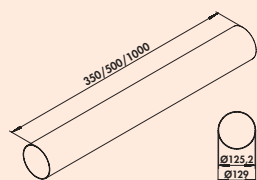


### Flat duct mount 125

For secure wall/ceiling installation of freely routed wide ducts/hoses.

4021130 white

6.72 €



### Round pipe 125

- round pipe Ø 125 mm

4021114 L 350 mm, white

13.53 €

4021118 L 500 mm, white

17.14 €

4052002 L 1000 mm, white

30.92 €

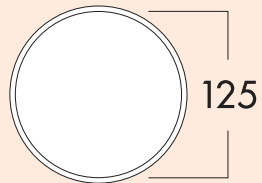


### T-VBS 125 round pipe connector

- hose/pipe connector Ø 125 mm
- length 50 mm

4021127 white

7.31 €



### Klima-E 125 wall conduct

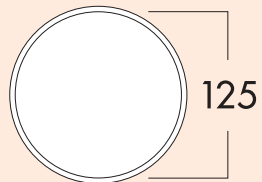


Telescopic pipe and **stainless-steel external blind**, with backpressure shutter.

- hose/tube connector Ø 125 mm
- connector depth 24 mm
- installation depth 420–620 mm, can be shortened to 175 mm
- wall penetration Ø about 132 mm

**4022013** white, stainless steel

**183.95 €**



### K-Klima-R 125/125 wall conduct

With backpressure shutter, telescopic pipe and external blind.

- hose/tube connector Ø 125 mm
- connector depth 24 mm
- installation depth 420–620 mm, can be shortened to 100 mm
- wall penetration Ø about 132 mm

**4021073** white

**52.28 €**

**4021075** brick red

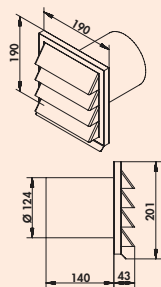
**52.28 €**

**4021077** anthracite

**55.13 €**







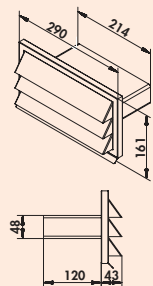
### E-Jal 125 external blind



190 x 190 mm, with backpressure shutter for connection to round pipe.  
— connector depth 145 mm

4022011 Ø 125 mm, stainless steel

145.38 €



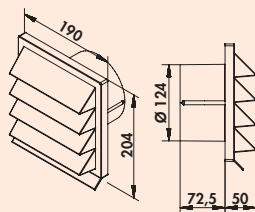
### E-Jal top external blind



290 x 150 mm, with backpressure shutter for connection 220 x 55 mm to  
COMPAIR® 125 wide duct.  
— connector depth 120 mm

4022021 stainless steel

159.66 €



### K-Jal 125 external blind

190 x 190 mm, with backpressure shutter for connection to round pipes.  
— Ø 125 mm  
— connector depth 72.5 mm

4021070 white

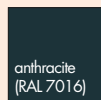
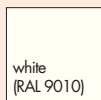
14.96 €

4021072 brick red

14.96 €

4021079 anthracite

16.13 €



# COMPAIR® top (system Ø 125 flat)

Order no. Item/  
Description

per pc. excl. VAT

Order no.	Item/ Description	per pc. excl. VAT

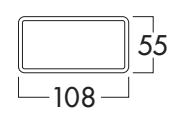
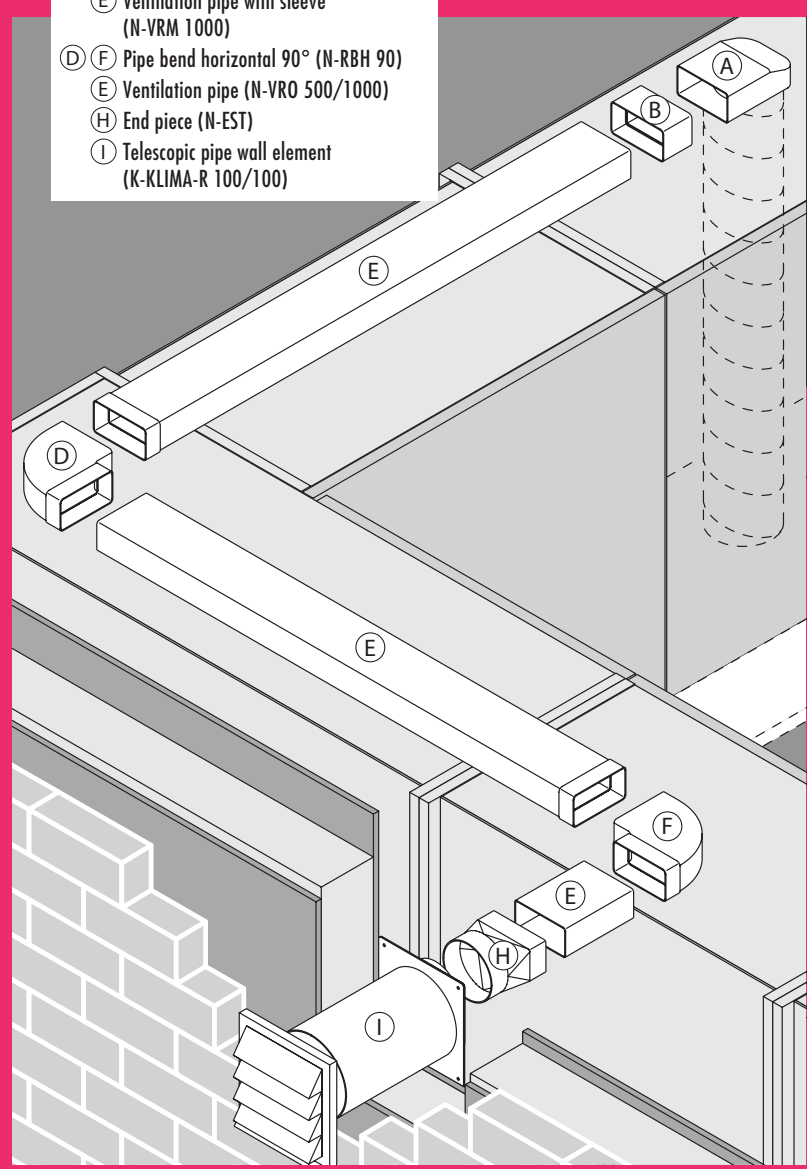
# COMPAIR® norm System Ø 100

The range for a  
good indoor climate



**Fitting example**

- Ⓐ Deflector 90° with flexi-hose and 2 hose clips (N-URX 500/1000) for Ø 100 hood connection
- Ⓑ Pipe connector (N-RVB)
- Ⓔ Ventilation pipe with sleeve (N-VRM 1000)
- Ⓓ Ⓕ Pipe bend horizontal 90° (N-RBH 90)
- Ⓔ Ventilation pipe (N-VRO 500/1000)
- Ⓗ End piece (N-EST)
- Ⓘ Telescopic pipe wall element (K-KLIMA-R 100/100)



■ Air duct and accessories	Page 91–93
■ Wall conducts	Page 93
■ External blinds	Page 93

# COMPAIR® norm

## System Ø 100

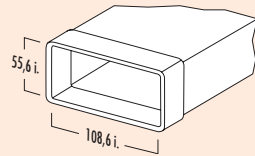

**Flexible system solutions  
remove your kitchen vapours**

COMPAIR® norm basic parts are the right choice for many standard solutions for perfect waste and fresh air installations.

All system parts may be interconnected by simple plug connection technology.

**If 10 or more are ordered, sets may be assembled individually according to your wishes.**

	<b>N-VRM 100</b> ventilation pipe with sleeve white 1000 mm 4011005		<b>N-EST 100</b> end piece white 4011023
	<b>N-RVB 100</b> pipe connector white 4011010		<b>K-Jal 100</b> external blind white 4011076
	<b>N-UR 8 system 100</b> deflector 90° white 4011002		<b>K-Klima-R 100/100</b> wall conduct white 4011079
	<b>N-URX 100</b> deflector 90° with flexi-hose white 500 mm 4011021 white 1000 mm 4011022		<b>N-PXO 102</b> flexi-hose round white Ø 102 4013003
	<b>N-RBH 100</b> pipe bend horizontal 90° white 4011011		<b>A-PXO 102</b> alu. flexi-hose round alu Ø 102 4013005
	<b>N-RBV 100</b> pipe bend vertical 90° white 4011012		<b>Hose clamp 102</b> alu. coloured, Ø102 4011038

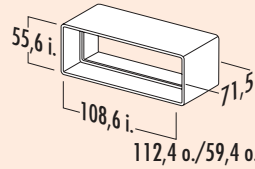


### N-VRM 100 ventilation pipe with sleeve

With integrated sleeve.

4011005 white, L 1000 mm

17.90 €

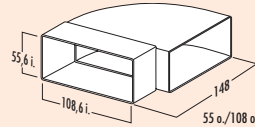


### N-RVB 100 pipe connector

For straight ventilation pipes.  
— length 71.5 mm

4011010 white

5.38 €

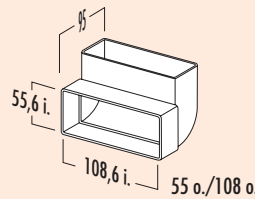


### N-RBH 100 pipe bend horizontal 90°

With sleeve integrated on one side.

4011011 white

14.29 €

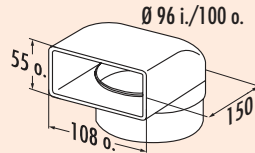


### N-RBV 100 pipe bend vertical 90°

With sleeve integrated on one side.

4011012 white

14.37 €

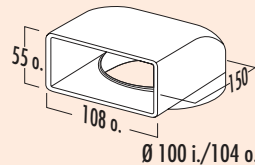


### N-UR 8 system 100 deflector 90°

With 80 mm pipe connector for connection to round pipe or flexi-duct.

4011002 white

16.48 €

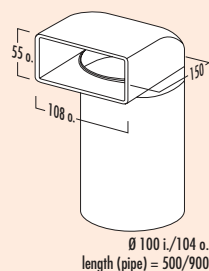


### N-UR 100 deflector 90°

For direct hood connection, with condensing water block.

4011003 white

13.78 €

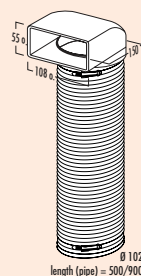


### N-UR 100 deflector 90° with round pipe

With guide vanes and round pipe.

To achieve optimum flow performance, always use the deflectors with round pipe. Only use the deflectors with hose (N-URX) in exceptional cases, if no other engineering option exists.

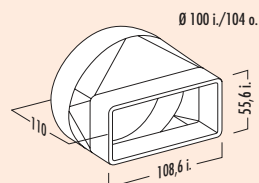
4011014	L 500 mm, white	26.55 €
4011015	L 900 mm, white	32.77 €



### N-URX 100 deflector 90° with flexi-duct

With flexi-duct 500 mm/1000 mm and 2 hose clips.

4011021	L 500 mm, white	32.45 €
4011022	L 1000 mm, white	39.29 €



### N-EST 100 end piece

With integrated sleeve for direct transition from flat to round (wall penetration).

4011023	white	20.59 €
---------	-------	---------




### 100 wall connector 1

For use in chimney shafts. For connection to round pipe.

- with backpressure shutter
- hose/pipe connector Ø 100 mm

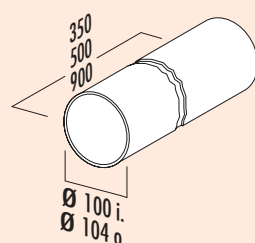
4010500	white	26.05 €
---------	-------	---------



### Flat duct mount 100

For secure mounting of freely routed ducts and hoses on walls/ceilings.

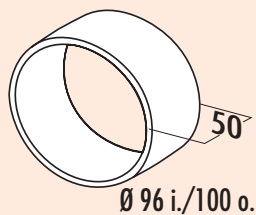
4011045	stainless steel	7.48 €
---------	-----------------	--------



### Round pipe 100

— round pipe Ø 100 mm

4011018	L 350 mm, white	8.24 €
4011019	L 500 mm, white	10.34 €
4011020	L 900 mm, white	18.07 €

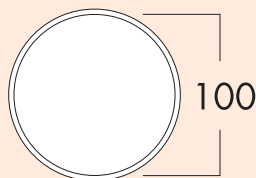



### N-VBS 100 round pipe connector

- hose/pipe connector Ø 100 mm
- length 50 mm

4011027 white

5.46 €



### K-Klima-R 100/100 wall conduct

- Incl. backpressure shutter, telescopic pipe and external blind.
- round pipe 350 mm long
  - pipe connector Ø 100 mm
  - connector depth 24 mm
  - installation depth 420–620 mm, can be shortened to 100 mm
  - wall penetration Ø about 103 mm

4011079 white

51.01 €

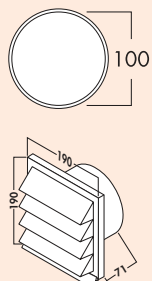


### E-Jal 100 external blind

- 190 x 190 mm, with backpressure shutter for connection to round pipe.
- Ø 100 mm
  - connector depth 145 mm

4022010 stainless steel

146.22 €



### K-Jal 100 external blind

- 190 x 190 mm, with backpressure shutter for connection to round pipes.
- Ø 100 mm
  - connector depth 71 mm

4011076 white

13.78 €





# COMPAIR®

## Accessories (all systemes)

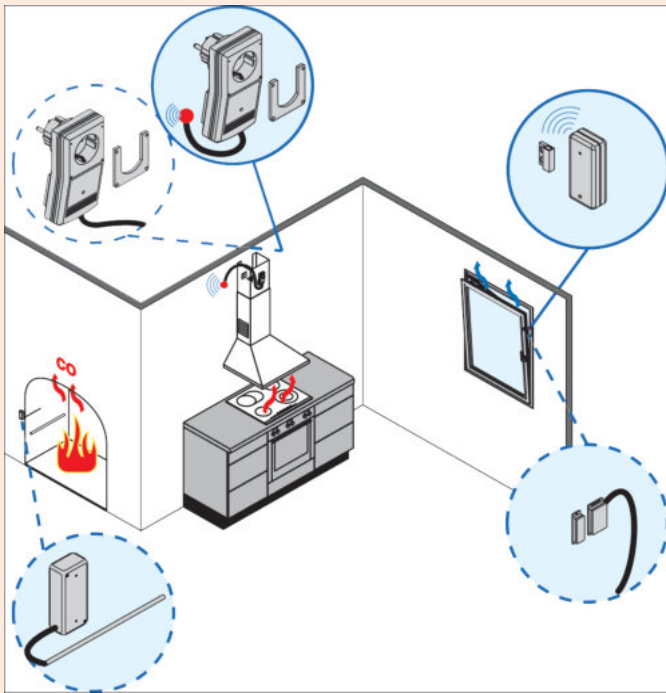
### Problem-free connection

COMPAIR® hoses in aluminium or wire/tissue version are especially, useful in case of difficult and close space conditions due to their highly flexible properties.

High range COMPAIR® quality also ensures perfect fit on all fixed round and flat duct systems.



Window contact switch	Page 96–98
Wireless temperature sensor	Page 97
Window contact switch for hob extractors	Page 98
Silencer	Page 99
Duct tape	Page 100
GREENflow cold shrink tape	Page 100
Textile adhesive tape	Page 100
Backpressure shutter	Page 100
Round fresh air grid	Page 100
Ventilation duct casing	Page 101
Flexi-hoses	Page 102–103
Hose clamp	Page 104

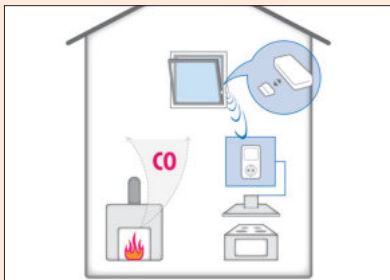


### Window contact switch wireless system

**With external antennae.** Whenever an extractor unit – such as an extractor hood – and an open fireplace – such as a stove – are operated simultaneously, with the windows closed there is the risk of fatal carbon monoxide poisoning. To prevent this hazard, in the firing ordinance M-FeuVO, the legislator prescribes that in case of simultaneous operation of a fireplace dependent on ambient air and an extractor unit, it has to be insured that no dangerous negative pressure occurs and a sufficient amount of outdoor air is able to flow in – for example through an open window or a ventilation flap.

Using a window contact switch queries if the window is open, to ensure the supply of fresh air.

To guarantee safe functioning even under difficult reception conditions, the proven model of the window contact switch has been extended with an external antenna. **A typical application of the window contact switch with external antenna is the installation of the receiver unit of the exhaust switch for exhaust hoods with stainless steel flue casing.** This metal casing largely shields the internal antenna of the radio-controlled switch unit so the signals from the radio transmitter can only be received to a limited extent or not at all. Here the external antenna offers a remedy! It is mounted on the wall or ceiling next to the metal casing at a distance of 100 mm and guarantees unimpeded reception of the control signals. A 100 cm long antenna cable connects the external antenna to the exhaust switch unit.



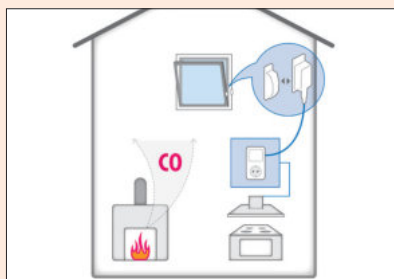
### Window contact switch radio system



Safety switch with **wireless radio transmission via an external antennae** for application under difficult reception circumstances, such as installation behind stainless steel casing. Ready to plug with transmitter and receiver, including installation material and batteries (long life, low energy consumption).  
– switching capacity up to 1 150 W (5 A)

7051001 with external antenna, white

363.87 €



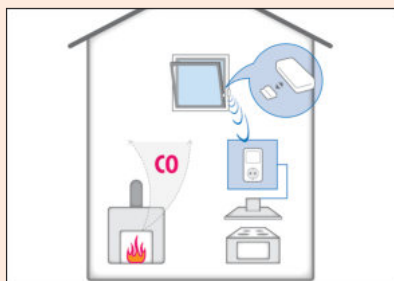
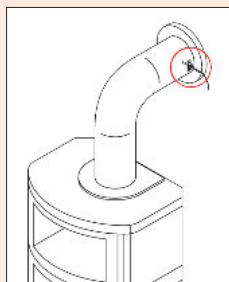

### Window contact switch cable system



Safety switch with cable breakage monitoring and re-plugging safeguard. Ready to plug in with 6 m sensor cable, incl. mounting material. No batteries required.  
— switching capacity up to 1400 W (6 A)

7051004 white

165.55 €



### Wireless temperature sensor

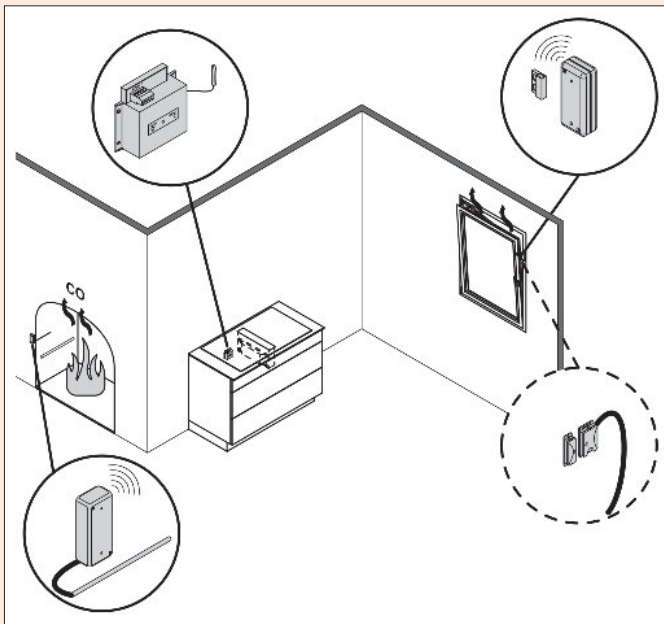


The wireless temperature sensor is integrated into the radio system of the window contact switch. Here, the temperature of the operating state of the fireplace is monitored. The window only needs to be opened with the fireplace in operation while the hood is active. Thus, the strict coupling of the active hood and open window is not necessary. The temperature sensor is suitable for installation in closed and dry living areas.

- model PT 1000
- Ø 5 mm
- length 100 mm
- temperature range -50–500 °C
- sensor cable 2000 mm, up to 450 °C
- the wireless temperature sensor (7051005) can be combined with the wireless switch 7051001 or 7051002

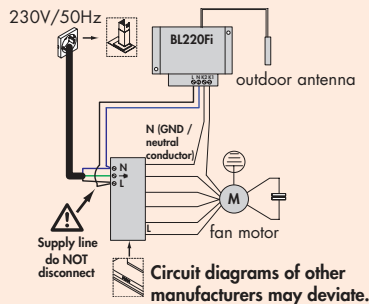

7051005 white

247.48 €



### Window contact switch for hob extractors

With the window contact switch for downdraft and hob extractors, an exhaust system can only be used when the window is opened and the required air supply can flow into the room. A transmitter installed at the window casement monitors whether the window is open or closed, and transmits this information by radio to the built-in receiver. This only releases the electricity supply when the window is tilted or opened.



### Window contact switch for hob extractors



Safety switch with **wireless radio transmission via an external antenna** for use under difficult reception conditions, e.g. installation behind a stainless steel panel or a furniture carcass. The installation in the exhaust system is carried out via the connection to the fan motor cable (motor cable)

**ATTENTION:** for this it is necessary to intervene in the electrical system of the exhaust hood system!

Observe the guarantee/warranty conditions of the hood manufacturer.

Complete system with transmitter and receiver, including mounting material and batteries (long life, low energy consumption).

- switching capacity up to 1150 W (5 A)
- radio range monitoring
- battery monitoring
- relay contact 5 A N/O contact (potential-free)
- installation in extractor hood (motor cable)
- tested according to EU directives 2014/53/EU (RED), 2014/35/EU and 2014/30/EU
- When installed in a conventional extractor hood, the lighting can also be switched on when the fan motor is switched off.

#### Note for use in combination with BLDC motors:

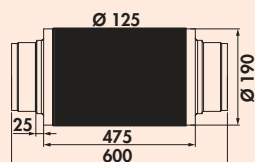
Some extractor hoods, downdraft ventilators, and ventilation systems have what is known as a BLDC motor. This can be switched separately when using the third phase (phase one and two are used for the hob). A corresponding connection is often already provided for by the appliance industry – and can be used for the wireless radio switch.

For the classic single-phase alternating current motor, we recommend 7051001.

**Please note the installation instructions on [www.naber.com](http://www.naber.com)!**

7051002 with external antenna, white

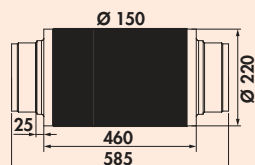
445.38 €



### Silencer 125

Extremely sturdy design through use of thick aluminium tube. 25 mm/16 kg pro m<sup>3</sup> glass wool insert reduces noise up to 22 dB depending on frequency, acc. DIN 4102 non-flammable (A1).  
— connection to plastic round pipe

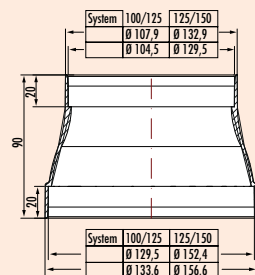
**4033034** Ø 125 mm, L 475 mm **82.10 €**



### Silencer 150

Extremely sturdy design through use of thick aluminium tube. 25 mm/16 kg pro m<sup>3</sup> glass wool insert reduces noise up to 22 dB depending on frequency, acc. DIN 4102 non-flammable (A1).  
— connection to plastic round pipe

**4043029** Ø 150 mm, L 460 mm **85.71 €**

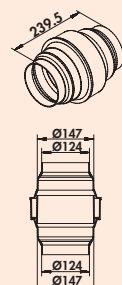


### RDZ flow reducer

For connecting Ø 125 mm round pipe to Ø 100 mm or Ø 150 mm round pipe to Ø 125 mm. Reversible installation possible. Flow-optimised design by avoiding sharp edges that stall the flow.

**4011049** Ø 100/125 mm, white **11.26 €**

**4011048** Ø 125/150 mm, white **13.61 €**



### KDA 150 condensing water separator

Prevents return flow of condensing water to the hood in case of vertical waste air routing. Flow-optimised design by avoiding sharp edges that stall the flow. Two-sided connection of hoses and pipes to Ø 125 mm and Ø 150 mm possible. When connected to Ø 150 mm, the Ø-125 section has to be separated at the cutting line provided.

**4051030** light grey **29.41 €**



### N-KLEB PVC duct tape

For secure connection of hoses to system parts.

- width 50 mm
- length 10 m = 1 roll

**4021128** white **8.91 €**



### GREENflow cold shrink tape

- Adhesive tape for sealing air ducts.
- self-vulcanising adhesive tape
  - for internal use
  - suitable for irregular surfaces
  - high resistance to humidity and temperature changes
  - 15 m x 50 mm (L x W)

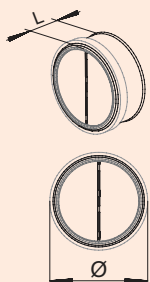
4043077 L 15 m 41.18 €



### Textile adhesive tape

- high adhesive strength
- moisture-repellent
- cold- and heat-resistant
- solvent-free
- 50 m x 50 mm (L x W)

4021124 white, L 50 m 70.34 €



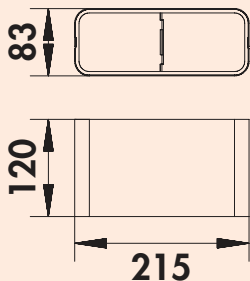
### Backpressure shutter round

- Not suitable for installing a vertical pipe.
- zinc-coated

4011026 Ø 100 mm, L 43 mm 37.06 €

4021104 Ø 125 mm, L 49 mm 38.57 €

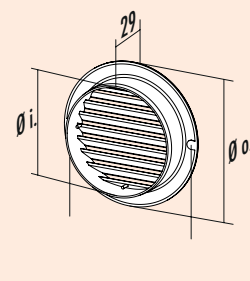
4043030 Ø 150 mm, L 62 mm 50.00 €



### Backflow trap angular

- For insertion into ventilation pipe F-VRO (4043001).  
Not suitable for installation in a vertical pipe.
- depth 120 mm

4043034 stainless steel 104.20 €



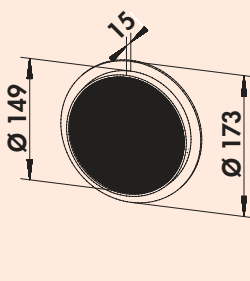
### T-ZULRG round fresh air grid

- For outside and inside.
- white
  - connector depth 25 mm for secure pipe/hose assembly
  - incl. inserted fly screen

4021147 d1 = 99 mm, d2 = 128 mm 10.76 €

4021148 d1 = 124 mm, d2 = 160 mm 10.92 €

4041015 d1 = 149 mm, d2 = 200 mm 12.94 €



### M-ZULRG round fresh air grid

- For outside and inside.
- made of high-quality aluminium
  - connector depth 15 mm
  - incl. inserted fly screen

4043082 white 22.27 €



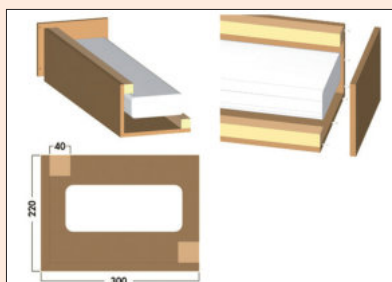
### COMPAIR® ventilation duct casing wall solution

With the COMPAIR® ventilation duct casing, form and function are at your command! The chipboard casing can be individually decorated using paint or wall-paper for more harmonious integration as a wall or island hood in any modern kitchen. An additional benefit is provided by the use of lighting in the COMPAIR® ventilation duct casing, putting the working area of your kitchen in the right light.

Exhaust air routing to the right/left to the outside wall, or for aesthetic reasons over the entire wall length. The rectangular bar is mounted on the wall and ceiling. Then the L-panel can be attached.

The casing has a height of 220 mm and is therefore also able to accommodate a round duct with unproblematic transition to a wall conduct. For individual adjustment, the casing is simply reduced in height, or shortened.

For all COMPAIR® systems.



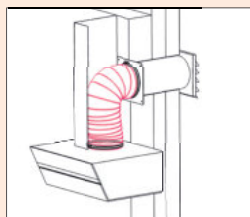
### COMPAIR® ventilation duct casing wall solution

The casing is made of 16 mm thick chipboard, bonded and equipped with dowel holes on both sides. Each 1,000 mm part includes a dowelled end piece, which enables series construction (**endless system**).

- for all COMPAIR® systems
- height 220 mm
- width 300 mm
- length 1,000 mm including end cap

4041010 L-shape

105.12 €



### H-PXO flexi-duct

For direct hood connection in narrow flues of extractor hoods. Flow-optimised.  
 – wire core with spring-back property produces gentle bending radii  
 – flame retardant B1 (tested according to DIN EN 13501: Bs2, d0)  
 – grey

4023025	Ø 152 mm, L 1000 mm	59.41 €
4023026	Ø 152 mm, L 3000 mm	167.23 €



### N-PXO flexi-duct round

PVC coated steel spiral.  
 – white

4013004	Ø 102 mm, L 1000 mm	12.35 €
4013002	Ø 102 mm, L 3000 mm	30.84 €
4013003	Ø 102 mm, L 6000 mm	54.37 €
4023008	Ø 127 mm, L 1000 mm	16.72 €
4023003	Ø 127 mm, L 3000 mm	45.21 €
4023002	Ø 127 mm, L 6000 mm	73.28 €
4023009	Ø 152 mm, L 1000 mm	17.98 €
4023005	Ø 152 mm, L 3000 mm	45.29 €
4023004	Ø 152 mm, L 6000 mm	82.61 €



### ST-PXO fully flexible hose

With greater hose wall thickness.  
 – white

4023019	Ø 127 mm, L 1000 mm	25.88 €
4023020	Ø 127 mm, L 3000 mm	64.79 €
4023010	Ø 127 mm, L 6000 mm	80.50 €
4023021	Ø 152 mm, L 1000 mm	27.65 €
4023022	Ø 152 mm, L 3000 mm	69.92 €
4023011	Ø 152 mm, L 6000 mm	85.71 €



### G-PXO fully flexible tissue hose

– length 6000 mm  
 – grey

4023015	Ø 152 mm	140.34 €
---------	----------	----------





### A-PXO aluminium flexi-duct round

- single layer coiled aluminium
- due to the folded seam, high airtightness and flexibility are achieved
- extendable to 3000 mm


4013005	Ø 102 mm, compressed length 400 mm	43.45 €
4023006	Ø 127 mm, compressed length 400 mm	46.81 €
4023007	Ø 152 mm, compressed length 400 mm	70.42 €
4023023	Ø 180 mm, compressed length 800 mm	108.40 €
4023024	Ø 203 mm, compressed length 800 mm	117.65 €



### F-NFRS flexi-duct

PVC coated steel spiral with great wall thickness, heavy-duty version.  
For COMPAIR® flow 150, 222 x 89 mm.  
– white

4043020	L 3000 mm	96.64 €
4040065	L 500 mm	19.24 €
4040066	L 750 mm	27.14 €



### GREENflow flexi-duct

- flame retardant B1 (tested according to DIN EN 13501: Bs2, d0)
- wire core with spring-back property produces gentle bending radii (flow-optimised)
- 227 x 94 mm
- optimised for connection to GREENflow filter box
- silver
- **Pay attention to the even-walled, tight laying of the flexi duct!**

4043096	L 500 mm	40.34 €
4043093	L 1000 mm	77.23 €



### MF-NFRS flexi-duct

PVC coated steel spiral with great wall thickness, heavy-duty version.  
For COMPAIR® flow 125, 169 x 77 mm.  
– white

4033020	L 3000 mm	94.12 €
---------	-----------	---------



### T-NFRS flexi-duct

PVC coated rectangular spiral hose with great wall thickness, heavy-duty version.  
For COMPAIR® top, Ø 125 flat, 220 x 56 mm.  
– white

4023001	L 3000 mm	83.95 €
4020003	L 500 mm	16.97 €



### N-NFRS flexi-duct

PVC coated steel spiral with great wall thickness, heavy-duty version.  
For COMPAIR® norm, Ø 100, 108 x 55 mm.  
– white

4013001	L 3000 mm	75.21 €
---------	-----------	---------

**Hose clamp**

Clip made of galvanized steel wire.  
– aluminium coloured  
– 12 mm bandwidth

<b>4011038</b>	Ø 102, nominal width 90–110 mm	<b>4.87 €</b>
<b>4021132</b>	Ø 127, nominal width 120–140 mm	<b>6.05 €</b>
<b>4021133</b>	Ø 152, nominal width 140–160 mm	<b>6.13 €</b>

MONTEC®

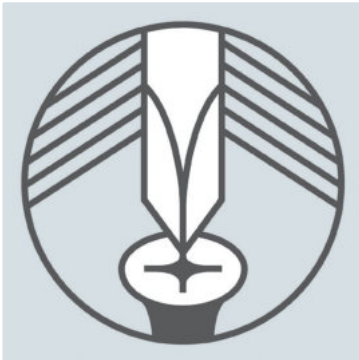
Fitting  
materials



Fitting  
materials

Precision

**Naber**®  
...inspires!



Always exactly the right solution for sink or faucet connections, electrical installation, pipe and line connections: MONTEC® has everything you need! And, at the same time, provides important installation aids.

Professionals know: the less space there is for sanitary and electrical installation, the cleverer the design of the distribution and fastening systems has to be. This is precisely where the MONTEC® range of installation materials comes into its own. With innovative product systems such as Flex-Frame®, the conveniently integrable mounting system for base cabinet sanitary installation, e.g. for kitchen islands. Or with the ready-to-connect Water Box water distribution tool. Or the power splitter MONTEC® Energy Box for hassle-free installation of additional built-in appliances without having to lay additional sockets in the furniture body.

Particularly for the special challenges that occur "behind the scenes" when planning and assembling kitchen islands, MONTEC® has quick and secure solutions. For pipes, connections and drains, with reduced service costs and fail-safe accessories!

# MONTEC®

## Fitting materials

Tested and ideally suited



- MONTEC®  
Accessories for sink connection  
When you want the perfect connection Page 109–120
- MONTEC®  
Accessories for faucet connection  
Secure connection in all situations Page 121–132
- MONTEC®  
Electrical accessories  
You can rely on them Page 133–144
- MONTEC®  
Connecting materials  
They keep their promise Page 145–154




# MONTEC®

## Accessories for sink connection

When you want the  
perfect connection



■ Installation sets	Page 110–114
Odour trap	Page 114
Space saver	Page 114
Pipe odour trap	Page 114–116
Ball joint siphon	Page 115
Odour trap, flat	Page 115
Washing stand furniture siphon	Page 116
Pipe odour trap bathroom	Page 116
Siphon connection hose bathroom	Page 116
Drain fitting "Klick-Komfort"	Page 116
Flanged pipe	Page 117
Space-saving connector	Page 117
Waste bend 90°	Page 117
Adjusting pipe	Page 117
Extension pipe	Page 117
Screw connection	Page 117
Threaded hose connection	Page 118
Threaded nipple	Page 118
HT-rubber nipple	Page 118
Rubber collar for connecting pipes	Page 118
Rubber collar for bathroom connecting pipes	Page 118
HTEM drain pipe	Page 119
HTR transition pipe	Page 119
HTB bend	Page 119
HTMM double sleeve	Page 120
HTB-S bend continuously variable	Page 120
Reducer	Page 120
Lubricant	Page 120



### Installation set-1


Consisting of:

- 1 x ball siphon DN 40 (1051011)
- 1 x space-saving connector (1051017)
- 1 x HTB bend, DN 40/87.5° (1053014)
- 1 x HTEM drain pipe, DN 40, 250 mm long (1053002)
- 1 x HTR transition piece, DN 40/50 (1053031)
- 2 x stainless steel hoses with screw caps (5031028)
- 1 x connecting cable, 5 x 2.5 mm<sup>2</sup>, 2000 mm long (7012004)

When purchasing 20 sets, these may be compiled individually.

1051022 set 8-part

77.40 €



### Installation set-1A


Consisting of:

- 1 x pipe odour trap DN 40 (1051003)
- 1 x space-saving connector (1051017)
- 1 x HTB bend, DN 40/87.5° (1053014)
- 1 x HTEM drain pipe, DN 40, 250 mm long (1053002)
- 1 x HTR transition piece, DN 40/50 (1053031)
- 2 x stainless steel hoses with screw caps (5031028)
- 1 x connecting cable, 5 x 2.5 mm<sup>2</sup>, 2000 mm long (7012004)

When purchasing 20 sets, these may be compiled individually.

1050022 set 8-part

73.34 €



### Installation set-8

Consisting of:

- 1 x ball siphon DN 50 (1051012)
- 1 x space-saving connector (1051017)
- 1 x HTB bend, DN 50/87.5° (1053020)
- 1 x HTEM drain pipe, DN 50, 250 mm long (1053006)
- 2 x stainless steel hoses with screw caps (5031028)
- 1 x connecting cable, 5 x 2.5 mm<sup>2</sup>, 2000 mm long (7012004)

When purchasing 20 sets, these may be compiled individually.

1051072 set 7-part

75.80 €





### Installation set-8A


Consisting of:

- 1 x pipe odour trap DN 50 (1051004)
- 1 x space-saving connector (1051017)
- 1 x HTB bend, DN 50/87.5° (1053020)
- 1 x HTEM drain pipe, DN 50, 250 mm long (1053006)
- 2 x stainless steel hoses with screw caps (5031028)
- 1 x connecting cable, 5 x 2.5 mm<sup>2</sup>, 2000 mm long (7012004)

When purchasing 20 sets, these may be compiled individually.

1050072 set 7-part

71.81 €



### Installation set-2


Consisting of:

- 1 x odour trap (1052007)
- 1 x space-saving connector (1051017)
- 2 x stainless steel hoses 500 mm (5031028)
- 1 x connecting cable, 5 x 2.5 mm<sup>2</sup>, 2000 mm long (7012004)

When purchasing 20 sets, these may be compiled individually.

1050028 set 5-part

67.14 €



### Installation set-3

Consisting of:

- 1 x ball siphon DN 40 (1051011)
- 1 x space-saving connector (1051017)
- 1 x HTB bend, DN 40/87.5° (1053014)
- 1 x HTEM drain pipe, DN 40, 250 mm long (1053002)
- 1 x HTR transition piece, DN 40/50 (1053031)
- 2 x stainless steel hoses with screw caps (5031028)
- 1 x connecting cable, 5 x 2.5 mm<sup>2</sup>, 2000 mm long (7012004)
- 1 x triple power strip (7011087)
- 1 x hose clip 12 mm (4011044)

When purchasing 20 sets, these may be compiled individually.

1051063 set 10-part

99.69 €



### Installation set-3A

Consisting of:

- 1 x pipe odour trap DN 40 (1051003)
- 1 x space-saving connector (1051017)
- 1 x HTB bend, DN 40/87.5° (1053014)
- 1 x HTEM drain pipe, DN 40, 250 mm long (1053002)
- 1 x HTR transition piece, DN 40/50 (1053031)
- 2 x stainless steel hoses with screw caps (5031028)
- 1 x connecting cable, 5 x 2.5 mm<sup>2</sup>, 2000 mm long (7012004)
- 1 x triple power strip (7011087)
- 1 x hose clip 12 mm (4011044)

When purchasing 20 sets, these may be compiled individually.

<b>1050063</b> set 10-part	<b>95.53 €</b>
----------------------------	----------------



### Installation set-4

Consisting of:

- 1 x ball siphon DN 40 (1051011)
- 1 x space-saving connector (1051017)
- 1 x HTB bend, DN 40/87.5° (1053014)
- 1 x HTEM drain pipe, DN 40, 250 mm long (1053002)
- 1 x HTR transition piece, DN 40/50 (1053031)
- 2 x stainless steel hoses with screw caps (5031028)
- 1 x connecting cable, 5 x 2.5 mm<sup>2</sup>, 2000 mm long (7012004)
- 1 x triple power strip (7011087)
- 1 x connecting cable 3000 mm (7011045)
- 1 x outlet valve (5031009)
- 1 x hose clip 12 mm (4011044)

When purchasing 20 sets, these may be compiled individually.

<b>1051064</b> set 12-part	<b>165.83 €</b>
----------------------------	-----------------




### Installation set-4A

Consisting of:

- 1 x pipe odour trap DN 40 (1051003)
- 1 x space-saving connector (1051017)
- 1 x HTB bend, DN 40/87.5° (1053014)
- 1 x HTEM drain pipe, DN 40, 250 mm long (1053002)
- 1 x HTR transition piece, DN 40/50 (1053031)
- 2 x stainless steel hoses with screw caps (5031028)
- 1 x connecting cable, 5 x 2.5 mm<sup>2</sup>, 2000 mm long (7012004)
- 1 x triple power strip (7011087)
- 1 x connecting cable 3000 mm (7011045)
- 1 x outlet valve (5031009)
- 1 x hose clip 12 mm (4011044)

When purchasing 20 sets, these may be compiled individually.

<b>1050064</b> set 12-part	<b>161.93 €</b>
----------------------------	-----------------



### Installation set-5


Consisting of:

- 1 x ball siphon DN 40 (1051011)
- 1 x space-saving connector (1051017)
- 1 x HTB bend, DN 40/87.5° (1053014)
- 1 x HTEM drain pipe, DN 40, 250 mm long (1053002)
- 1 x HTR transition piece, DN 40/50 (1053031)
- 2 x stainless steel hoses with screw caps (5031028)

When purchasing 20 sets, these may be compiled individually.

1051014 set 7-part

61.46 €



### Installation set-5A

Consisting of:

- 1 x pipe odour trap DN 40 (1051003)
- 1 x space-saving connector (1051017)
- 1 x HTB bend, DN 40/87.5° (1053014)
- 1 x HTEM drain pipe, DN 40, 250 mm long (1053002)
- 1 x HTR transition piece, DN 40/50 (1053031)
- 2 x stainless steel hoses with screw caps (5031028)

When purchasing 20 sets, these may be compiled individually.

1050014 set 7-part

57.41 €



### Installation set-6

For the washing machine connection.

Consisting of:

- 1 x reinforced hose 2000 mm (5031113)
- 1 x drain hose 1500 mm (5031109)
- 2 x hose connecting tube brass (5031114)
- 1 x hose clamp, 9 mm, Ø 12-22 mm (4011043)
- 1 x hose clamp, 9 mm, Ø 20-32 mm (4011044)

For orders of 20 sets, these can be put together individually.

5030010 set 6-part

67.32 €



### Installation set-7

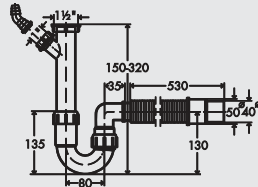
For washing machine. Connection extensions.

Consisting of:

- 1 x reinforced hose 2000 mm (5031113)
- 1 x drain hose 2500 mm (5031110)
- 1 x hose connection tube in plastic (5031111)
- 2 x hose clamp, 9 mm, Ø 20–32 mm (4011044)

On orders of 20 sets or more these can also be put together individually.

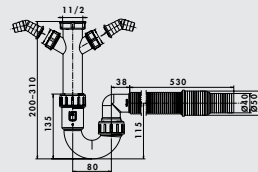
5030013 set 5-part	63.87 €
--------------------	---------



### Odour trap 1, flexible

The flexible connection of this standard siphon solves almost any plumbing problem. With additional waste water hose connection for dishwasher or washing machine. Drain hose may be shortened.

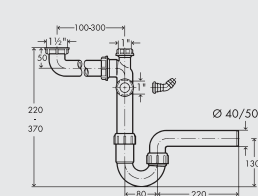
1052007 Connecting sleeve Ø 40/50 mm	13.87 €
--------------------------------------	---------



### Odour trap 2, flexible

The flexible connection of this standard siphon solves almost any plumbing problem. With two appliance connections for a dishwasher or washing machine. Drain hose may be shortened.

1051161 Connecting sleeve Ø 40/50 mm	14.79 €
--------------------------------------	---------

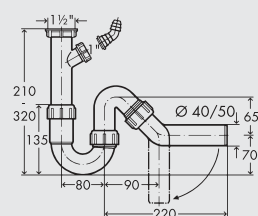


### Space saver

Space saver without drain and spillover fittings. With additional waste water hose connection for dishwasher or washing machine.

– tested as per DIN EN274

1051001 1 1/2" x Ø 40 mm	21.43 €
1051002 1 1/2" x Ø 50 mm	21.43 €

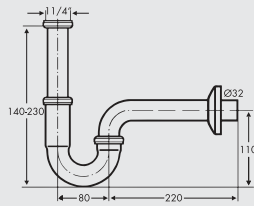


### Pipe odour trap 1

The drain pipe may be swivelled by 90° and enables more variable routing of the drain pipe. With additional waste water hose connection for dishwasher or washing machine.

– tested as per DIN EN274

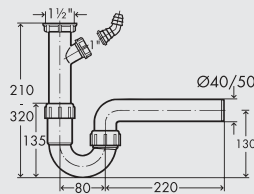
1051003 1 1/2" x Ø 40 mm	12.94 €
1051004 1 1/2" x Ø 50 mm	12.94 €



### Pipe odour trap 4

Chrome-plated pipe odour trap for washing stands with greater adjusting range.  
— tested as per DIN EN274

1051029 1 1/4" x 1 1/4" 35.46 €



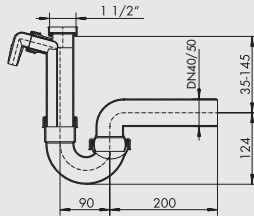
### Pipe odour trap 2

For sinks with a level drain. With additional waste water hose connection for dishwasher or washing machine.

— tested as per DIN EN274

1051023 1 1/2" x Ø 40 mm 10.25 €

1051024 1 1/2" x Ø 50 mm 10.25 €



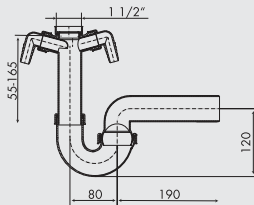
### Ball joint siphon 1

The drain is variable in height and depth due to a ball joint and may therefore be optimally connected to the drain pipe connections even in close spaces. With additional waste water hose connection for dishwasher or washing machine.

— tested as per DIN EN274

1051011 1 1/2" x Ø 40 mm 15.71 €

1051012 1 1/2" x Ø 50 mm 15.71 €



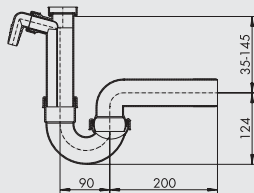
### Ball joint siphon 2

The drain is variable in height and depth due to a ball joint and may therefore be optimally connected to the drain pipe connections even in close spaces. 2 additional angular spouts for waste water connection of a dishwasher and a washing machine.

— tested as per DIN EN274

1050011 1 1/2" x Ø 40 mm 20.76 €

1051019 1 1/2" x Ø 50 mm 24.03 €

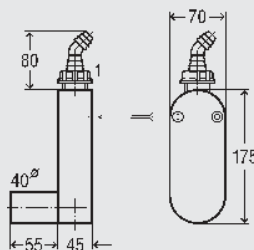


### Ball joint siphon 3 super silent

The drain is variable in height and depth due to a ball joint and may therefore be optimally connected to the drain pipe connections even in close spaces. Additionally with a separate chamber for the waste water from the dishwasher or the washing machine, making it super-quiet.

— tested as per DIN EN274

1051013 1 1/2" x Ø 50 mm 20.50 €

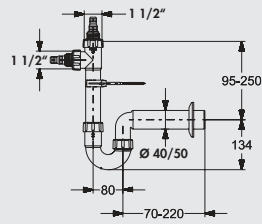


### Odour trap, flat

For the drain hose of washing machines or dishwashers.

- wall mounting
- drain pipe horizontal
- fixing screws
- hose connection 45°
- tested according to DIN 19541

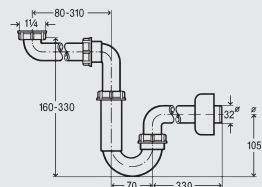
1051065 DN 40 white 54.29 €



**Pipe odour trap 5**

For the drain hose of washing machines or dishwashers. With wall bracket (bracket, hanger bolt and pivot nut). Seals and rosette. Colour white.  
— tested according to EN274

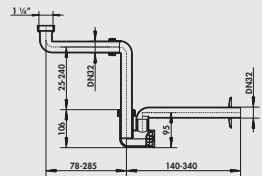

1051066	1 1/2" x Ø 40 mm	12.10 €
1051067	1 1/2" x Ø 50 mm	12.10 €



**Pipe odour trap**

For basins and bidets. Space saving.  
— tested according to EN274  
— 1 1/4" x DN 32

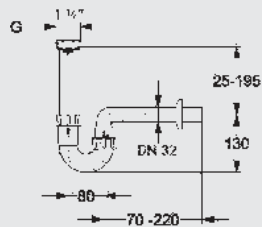
1051059	white	41.85 €
---------	-------	---------



**Washing stand furniture siphon**

Extremely space-saving thanks to continuously adjustable rotating joints, especially for washing stand substructures and wheelchair accessible washing stands, with pull-out cleaning insert rosette.  
— material polypropylene, highly impact resistant  
— tested as per DIN EN274  
— 1 1/4" x DN 32

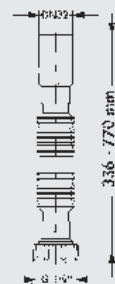
1051052	white	65.80 €
---------	-------	---------



**Pipe odour trap bathroom**

Incl. drain pipe 240 mm long and height-adjustable immersion tube. Seals and rosette.  
— 1 1/4" x DN 32  
— tested as per DIN EN274

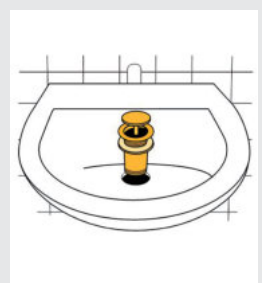
1051026	white	10.50 €
---------	-------	---------



**Siphon connection hose bathroom**

— flexible and extendable as required  
— 1 1/4"

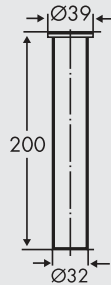
1051071	white	6.22 €
---------	-------	--------



**Drain fitting "Klick-Komfort"**

— chrome plated brass  
— suitable for basins  
— closure Ø 63 mm  
— 1 1/4"

1051069	without overflow, L 50 mm	45.88 €
1051070	with overflow, L 70 mm	55.97 €

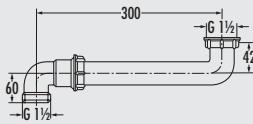


**Flanged pipe, straight**

– 32 x 200 mm (Ø x L)

1051038 chrome

9.92 €



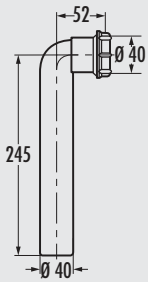
**Space-saving connector**

This fitting part enables movement of the siphon to the often unused space near the wall of the floor cupboard and under the sink and therefore saves space.

– threaded joint 1 1/2"

1051017 white

5.63 €



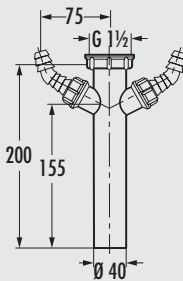
**Waste bend 90°**

With screw cap.

– 40 x 245 mm (Ø x L)

1051010 white

8.57 €



**Adjusting pipe**

With two threaded hose joints for connection of drain hoses of washing machines or dishwashers.

– L 200 mm

– 1 1/2"

– Ø 40 mm

1051018 white

8.32 €



**Extension pipe**

With screw cap.

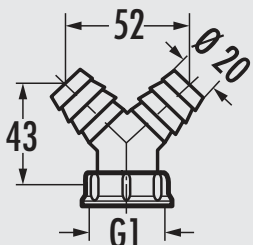
– L 250 mm

– 1 1/2"

– Ø 40 mm

1051020 white

5.38 €



**Screw connection**

For connecting the washing machine or dishwasher drain hose – with double nozzle.

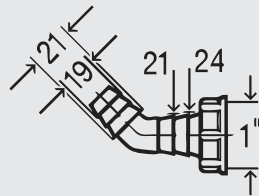
– version plastic, flat gasket

– thread 1

– for hose i. dia. 3/4", 19 mm

1051021 white

4.37 €

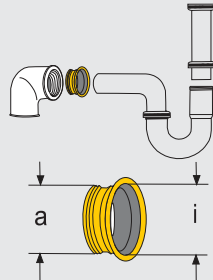


### Threaded hose connection

- 45°
- plastic Ø 20–24 mm
- for waste water hose connection

1051062 white

2.02 €



### Threaded nipple

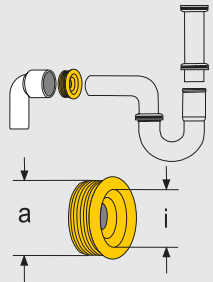
Black. Drain connector for chrome-plated brass and plastic siphons. For connecting to iron pipes.

1051045 for 1 1/2" x 32 mm, o 47 mm, i 30.5 mm

1.85 €

1051056 for 2" x 40 mm, o 58 mm, i 39 mm

3.70 €



### HT rubber nipple

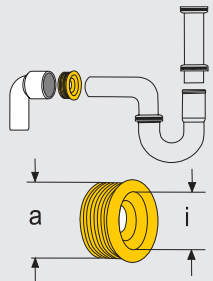
Black. Nipple suitable for straight transition nozzles, siphon angles and HT-pipe. The outside diameter is decisive for sleeves and pipe diameters.

1051043 for 1 1/2", DN 40–50, o 54 mm, i 33 mm

3.11 €

1051057 for 2", DN 50, o 68 mm, i 42 mm

3.11 €



### Rubber collar for connecting pipes

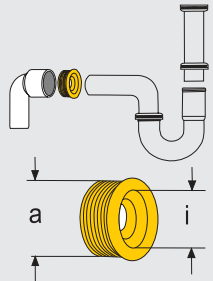
Black. Collar suitable for most siphon connections, especially for direct connection in roller cage sleeves for PVC connecting pipes, without using transition pieces.

1051053 for 1 1/2", DN 40–60, o 59 mm, i 33 mm

3.19 €

1053030 for 1 1/2", DN 40–50, o 50 mm, i 36 mm

3.61 €



### Rubber collar for bathroom connection pipes

Black. Collar suitable for most connecting bends, especially for direct connection to siphons.

1053032 for 1 1/4", DN 32–40, o 41 mm, i 26 mm

4.79 €

1053033 for 1 1/4", DN 32–50, o 50 mm, i 27 mm

6.81 €





### HTEM drain pipe

Ready for assembly with one-sided plug-in sleeve and inserted rubber gasket, manufactured in PP, as per DIN 4102.

<b>1053001</b>	L 150, Ø 40 mm	<b>2.18 €</b>
<b>1053002</b>	L 250, Ø 40 mm	<b>2.52 €</b>
<b>1053003</b>	L 500, Ø 40 mm	<b>3.11 €</b>
<b>1053004</b>	L 1000, Ø 40 mm	<b>4.62 €</b>
<hr/>		
<b>1053005</b>	L 150, Ø 50 mm	<b>2.69 €</b>
<b>1053006</b>	L 250, Ø 50 mm	<b>3.19 €</b>
<b>1053007</b>	L 500, Ø 50 mm	<b>4.37 €</b>
<b>1053008</b>	L 1000, Ø 50 mm	<b>5.80 €</b>



### HTR transition pipe

With inserted rubber gasket, manufactured in PP, as per DIN 4102.

<b>1053031</b>	NW 50/40	<b>2.52 €</b>
----------------	----------	---------------



### HTR transition pipe short

With inserted rubber gasket, manufactured in PP, as per DIN 4102.

<b>1053025</b>	NW 50/40	<b>2.52 €</b>
----------------	----------	---------------



### HTB bend

Standardised bend piece made of PP per DIN 4102.

<b>1053009</b>	angle 15°, Ø 40 mm	<b>2.18 €</b>
<b>1053010</b>	angle 30°, Ø 40 mm	<b>2.18 €</b>
<b>1053011</b>	angle 45°, Ø 40 mm	<b>2.18 €</b>
<b>1053012</b>	angle 67.5°, Ø 40 mm	<b>2.18 €</b>
<b>1053014</b>	angle 87.5°, Ø 40 mm	<b>2.18 €</b>
<hr/>		
<b>1053015</b>	angle 15°, Ø 50 mm	<b>2.61 €</b>
<b>1053016</b>	angle 30°, Ø 50 mm	<b>2.61 €</b>
<b>1053017</b>	angle 45°, Ø 50 mm	<b>2.61 €</b>
<b>1053018</b>	angle 67.5°, Ø 50 mm	<b>2.61 €</b>
<b>1053020</b>	angle 87.5°, Ø 50 mm	<b>2.61 €</b>



### HTMM double sleeve

With inserted rubber gaskets, manufactured in PP, as per DIN 4102.

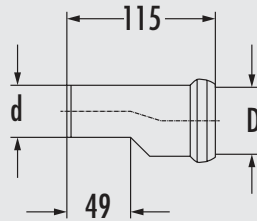
<b>1053023</b> Ø 40 mm	<b>2.10 €</b>
<b>1053013</b> Ø 50 mm	<b>2.27 €</b>



### HTB-S bend continuously variable

Always the right angle, with just one bend, continuously variable from 0–87°.

<b>1053028</b> angle 0–87°, Ø 50 mm	<b>5.38 €</b>
-------------------------------------	---------------



### Reducer

With lip seal.  
– 50/40 mm

<b>1053019</b> white	<b>2.94 €</b>
----------------------	---------------



### Lubricant

For HT pipes.

<b>1053022</b> tube 150 ml	<b>4.20 €</b>
----------------------------	---------------

# MONTEC®

## Accessories for faucet connection

Secure connection  
in all situations




Fitting  
materials

Stainless steel hoses	Page 122
Water Box	Page 123–124
Flex-Frame®	Page 125–126
Corner valves	Page 127
Dirt filter Ecco 1	Page 127
Outlet valve	Page 127
Slanted device valve	Page 127
Sink duct	Page 128
Spacer disk	Page 128
Copper pipe chrome-plated	Page 128
Double screw connection	Page 128
Wall disk for copper pipe	Page 128
T-screw connection	Page 128
T-connector	Page 129
Hose burst protection	Page 129
Faucet hole plug	Page 129
Screw-in hole punch	Page 129
Aerator regulator wrench	Page 129
Pillar top wrench	Page 129
Deflector for hoses with shower head	Page 130
Adapter nipple	Page 130
Washing machine hose supply line	Page 130
Washing machine hose extension	Page 130
Hose clip	Page 130
Safety supply hose	Page 131
Drain hose	Page 131
Hose connecting tubes	Page 131
Backflow preventer nibble	Page 131
Reinforced hose	Page 131
Flow meter	Page 132

**High safety**

Especially pressure resistant due to close-meshed stainless steel braiding



**Hygienic**

due to the inliner PE-RT material

**Flexible sanitary hoses**

Features:

- inliner (material PE-RT) with a strong 0.6 mm wall thickness
- high stability against buckling, consistent flow guaranteed
- tested for micro-biological limits (W 270), neutral to foods and odour-free (KTW-A)
- very flexible in installation, minimal bending forces
- high pressure stability due to high-quality stainless steel mesh
- high stability against stress cracks from the inliner to the connectors
- long-term stability against oxidative degradation (aging)
- usable with long-term loading
- very good temperature change properties
- all positive mechanical properties as per worksheet W 543 **DVGW** certified
- assembly and connection may be carried out as part of the activities of the "furniture specialist for specified activities" Module 2 sanitary technology (TÜV Rheinland)



**Stainless steel hose**

Sturdy, flexible water hose. The sheath made of stainless steel mesh and anti-slip stepped shoulder on the pipe connecting piece guarantees optimum functional properties.

- 3/8" squeeze-type threaded joint
- tested as per W 270 + KTW-A

5031001 L 300 mm, pipe connection 10 mm **9.58 €**

5031002 L 500 mm, pipe connection 10 mm **11.68 €**



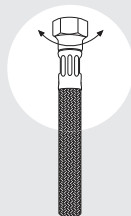
**Stainless steel hose with 3/8" screw cap**

Sturdy, flexible water hose. The sheath made of stainless steel mesh with 3/8" screw cap guarantees optimum functional properties.

- 3/8" squeeze-type threaded joint
- tested as per W 270 + KTW-A

5031017 L 300 mm **10.67 €**

5031018 L 500 mm **13.45 €**



**Flex-stainl. steel hose squeeze-type joint**

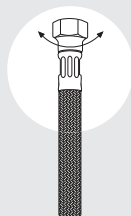
Sturdy stainless steel mesh with rotating 3/8" squeeze-type threaded joint, therefore no hose twisting is possible (**twist-free**).

- tested as per W 270 + KTW-A

5031025 L 300 mm, pipe connection 10 mm **11.85 €**

5031026 L 500 mm, pipe connection 10 mm **14.79 €**

5031031 L 1000 mm, pipe connection 10 mm **29.58 €**



**Flex-stainless steel hose screw cap**

Sturdy stainless steel mesh with rotating 3/8" screw cap, therefore no hose twisting is possible (**twist-free**), with 3/8" squeeze-type threaded joint.

- Suitable for flexi-hose and extension of copper pipes.
- tested as per W 270 + KTW-A

5031027 L 300 mm **13.87 €**

5031028 L 500 mm **17.48 €**

5031034 L 1000 mm **34.87 €**

# MONTEC® Water Box



Fitting materials

The optimal solution for connecting multiple devices to the domestic water installation.

The Naber Water Box enables the simple connection of several water consumers (faucet, dishwasher, washing machine) to a supply point. This greatly facilitates the plumbing of the water connection of various appliances in the kitchen. The boiling water fittings, drinking water filters, water dispensers, fully automated coffee machines, etc. in modern kitchens are easily connected to the domestic water installation and supplied with water via the Naber Water Box.



The Naber Water Box makes the use of various angle and bonnet valves superfluous. All consumers are connected in a space-saving way to only one connection cube and centrally supplied.

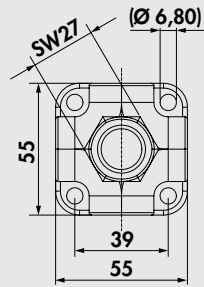


The water is supplied via a 500 mm long flexible connection hose DN 10 with a 3/8" collar nut. This connects the on-site angle valve with the Naber Water Box. The kitchen faucet, dishwasher, washing machine and other devices with a fixed water connection can simply and easily be connected to the on-site cold water angle valve via the four remaining 1/2" connections of the Naber Water Box.

When installing pressure-resistant storage water heaters, the solid brass block on the appliance safety group provides a secure hold and, thanks to the flexible installation position, ensures sufficient gradient to the drainage point of the siphon. Four mounting holes ensure good attachment to the kitchen furniture or walls.



The connection of the Water Box to an on-site angle valve may be done within the scope of the activities of the "furniture specialist for specified activities" module 2 sanitary technology (Modulreihe TÜV Rheinland Akademie [www.tuv.com](http://www.tuv.com)) in relation to kitchen or furniture assembly.



### Water Box



For connecting several water consumers to one supply point.  
Individual mounting position possible due to flexi-hose.

- connection 1 x ½" internal thread open, 3 x ½" internal thread closed with sealing plugs
- incl. 500 mm 3/8" flexible stainless steel hose (connections: ½" AG x 3/8" union nut)
- 55 x 55 x 55 mm (H x W x D)
- max. water flow rate up to 27 l/min at 3 bar
- material: brass CB 757S, DVGW certified and suitable for drinking water
- assembly and connection may be carried out as part of the activities of the "furniture specialist for specified activities" Module 2 sanitary technology (TÜV Rheinland)

5031035 chrome plated

121.01 €

# MONTEC®

## Flex-Frame®

### Perfect installation of all connections for kitchen islands

Kitchen islands are popular as attractive eye-catchers in the centre of spacious, high-quality living kitchens. However, there are special challenges "behind the scenes" during planning and installation. If pipes, connections and drains are positioned on the floor on site, installation is awkward and complicated.

The clearly better solution is called **MONTEC® Flex-Frame®**. With this, Naber offers a safe and quick way to fit water connections and all other components intended for installation in the base cabinet.

The basis of **Flex-Frame®** is a mounting frame consisting of two fixing brackets with a sliding middle piece. The fastening via slotted holes allows for continuous adjustment. On-site wall disks for the connections and drains can be firmly and effortlessly fitted. Especially convenient: this perfect and clever installation aid is flexibly adapted to the standard dimensions of kitchen base units.

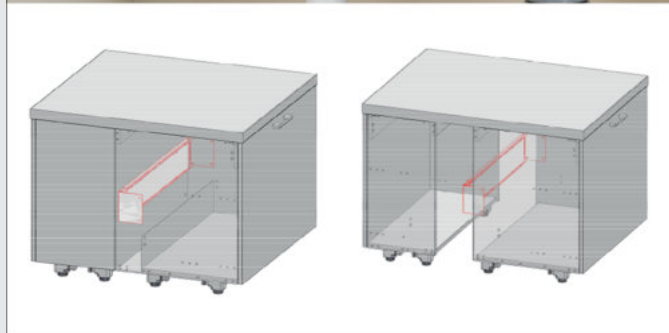
Naber  
**FLEX FRAME®**  
↔



Fitting materials



Cleanly and clearly mounted: cold and hot water, sink drain, surface-mounted socket, connection for drinking water pipe (e.g. for a coffee machine with a fixed water connection or a refrigerator with an ice cube maker).



### Flex-Frame®

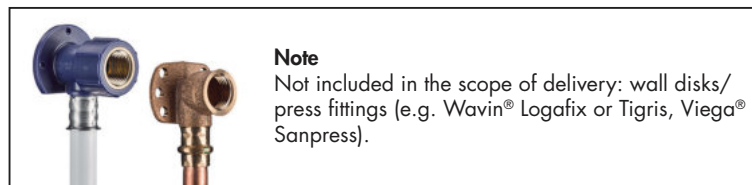
When installing water connections, the kitchen fitter normally finds pre-installed corner valves on the wall. For the water outlet, the discharge connection is usually located next to the corner valves.

If a kitchen island is planned, the situation is different. Here the pipes and waste outlets are positioned on the floor and are very difficult to reach.

Flex-Frame® offers the fitter a neat solution. In order to cover all common widths of kitchen furniture, the product consists of two brackets each, onto which a sliding centre piece is placed. Slotted holes in the centre piece allow flexible length adjustment of the Flex-Frame® to the standard dimensions of kitchen base units. With the aid of the Flex-Frame®, an additional mounting level is created, which makes it possible to position all the components freely and safely.

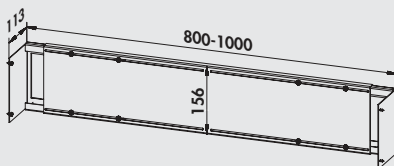
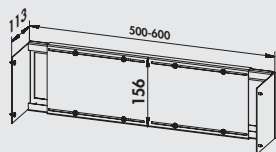

#### Mounting position of the Flex-Frame®

Depending on the planning position of the sink cabinet, the Flex-Frame® can be mounted inside the base cabinet or outside it in the installation space behind. This provides more space in tight installation situations, e.g. for waste separation systems, water filters or under-sink devices.



**Note**

Not included in the scope of delivery: wall disks/press fittings (e.g. Wavin® Logafix or Tigris, Viega® Sanpress).



### Flex-Frame®


Mounting frame sheet steel, white (RAL 9010), telescopic.

- for a clear mounting level in kitchen base units
- installation options for commercially available angle valves (1/2", 3/8") in connection with wall discs/press fittings for surface-mounted sockets, pipe clamps for HT-pipes, Naber Water Box, etc.
- suitable for cabinet widths 500/600 or 800/900/1000 mm (16+19 mm body thickness)
- high-quality appearance due to scratch- and impact-resistant powder coating
- easy to install due to prior fixing of the frame to the required cabinet width

**5031037** for cabinet widths 500/600 mm **95.80 €**

**5031038** for cabinet widths 800/900/1000 mm **119.33 €**

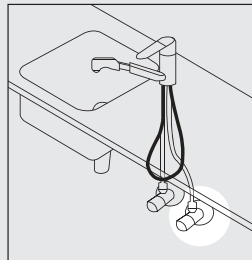




### Corner valve

Connecting fitting with self-sealing installation thread, including extension, push-on collar chrome-plated.  
— tested as per DIN 3227

5031004 1/2", chrome 14.96 €



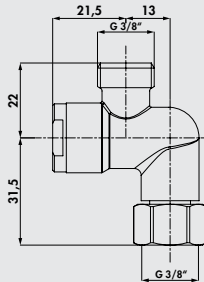
### Corner valve COMFORT

Connecting fitting with extension, push-on collar chrome-plated, high tensile brass taper, squeeze-type threaded joint with length compensation and self-sealing thread.

— noise classification I  
— tested as per DIN 3227

5031029 1/2", chrome 16.13 €

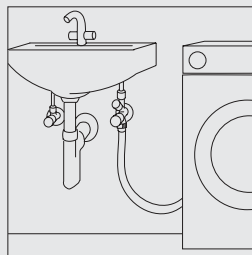
5031003 3/8", chrome 19.66 €



### Dirt filter Ecco 1

For corner valves DN 10. With filter insert and removable screw. Protects the cartridge against ingress of dirt. For high-pressure faucets two filters are required, for low-pressure faucets, only one filter.

5031005 3/8", chrome 28.99 €

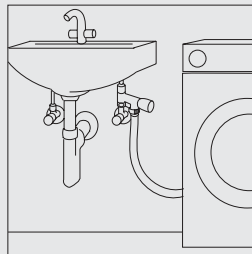


### GA corner valve 2

Chrome-plated fitting for connection of dishwashers and washing machines, with self-sealing thread, with return flow inhibitor, length compensation connection, crown grip and push-on collar.

5031030 1/2", chrome 57.73 €

5031006 3/8", chrome 73.45 €

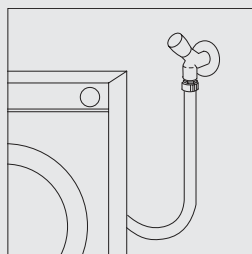


### Outlet valve

For corner valve connection, with crown grip and length compensation connection, incl. return flow inhibitor.

— suitable for copper pipe 10 mm

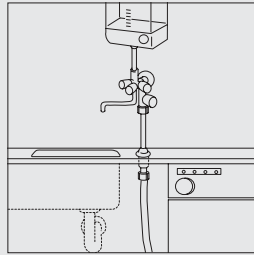
5031009 3/8", chrome 53.61 €



### Slanted device valve

With grease chamber upper part, threaded hose connection and return flow inhibitor.

5031032 1/2", chrome 52.94 €

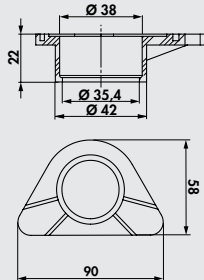


### Sink duct

For reliable sealed connection of water supply pipe and sink/mixer fitting. An adjusting range of 70 mm enables the use of even very thick worktops or thick-walled moulded sink parts. With flexible hose connection on the valve side.  
**Copper pipe Ø: 12 x 500 mm and 3/4" screw cap with gasket and hose thread 1/2" x 12 mm.**

5031014 Ø 12 mm, chrome

74.37 €



### Spacer disk

Optional accessories for all faucets. This plastic disc provides for extra stability especially under stainless steel sinks for additional stability.

5031020 white

5.46 €



### Copper pipe chrome-plated

Packaged in rings of 5000 mm.

5031010 L 5000 mm, Ø 10 mm

100.84 €



### Double screw connection

With two squeeze-type threaded joints, chrome.  
**Only available in PU of 20 pieces.**

5031016 3/8" x 3/8", Ø 10 mm, price per PU

131.93 €



### Wall disk for copper pipe

Chrome with squeeze-type threaded joint.

5031036 1/2", Ø 10 mm

32.10 €



### T-screw connection

Chrome with 3 squeeze-type threaded joints.

5031039 3/8" x 3/8" x 3/8", Ø 10 mm

15.04 €



### T-connector

For connection to washing machines and dishwashers.  
2 external threads 3/4" and 1 internal thread 3/4".

5031046 chrome

36.97 €



### Hose burst protection



For 1/2" hoses, internal and external threads 3/4" and closing function in case the connecting hose bursts or slides off. Reacts to water pressure up to a maximum of 18 l/min. flow volume.

5031051 chrome

27.23 €



### Faucet hole plug

The faucet hole plug made of plastic closes an existing, but unused hole for mixer fittings in the sink.

— plug Ø 50 mm

1051008 chrome

12.52 €



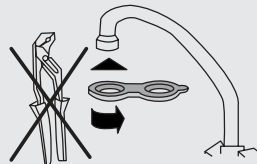
### Screw-in hole punch

Simple but effective punch device for creating holes in stainless steel sinks, sturdy and clean precision workmanship for constant use.

**Makes holes in iron and steel plates up to a thickness of 2 mm and VA-Nirosta steel plates up to a thickness of 1.5 mm.**

1051016 Ø 35 mm, M 12 x 1.5

88.24 €



### Aerator regulator wrench

Heavy-duty aerator regulator wrench in extremely tough, fibre-reinforced plastic. Suitable for most aerator regulators.

5031047 red

4.54 €



### Pillar tap wrench

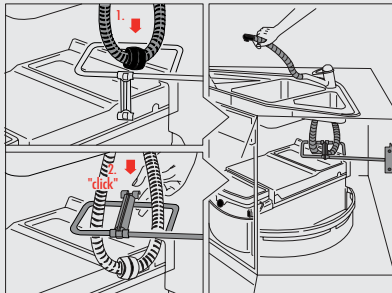
Chrome Vanadium special steel, very durable, swivelling sliding bar, with swivelling, spring-loaded jaw for turning to left and right. For easy installation and removal of faucet screw connection which is hard to reach.

— size 3/8"-1 1/4"

— clamping range 10-32 mm

5031048 L 235 mm

46.72 €



### Rondo plus deflector for hoses with shower head

For all common hose fittings with shower head.

- easy installation by screwing to the floor cupboard
- forced routing of the hose in the remaining free spaces, right, left, rear, top
- installed appliances are not impaired in their function
- metal yoke, powder coated with epoxy resin
- **optimal accessory for Rondo plus**

8011175 white

19.83 €



### Adapter nipple

Drain hose, firmly screwed.

- for washing machines, dishwashers and effluent pumps
- no slipping out of the drain hose
- permanent and tight connection
- universally applicable
- adapter nipple NW 50 x 3/4"
- hose nozzle with 3/4" union nut

5031121 white

16.39 €



### Washing machine hose supply line

Washing machine/dishwasher hose supply line. With a straight screwed joint 3/4" and an angled screwed joint 3/4", grey, heat-resistant up to max. 25 °C, only for connection to cold water supply.

- **operating pressure max. 10 bar**

5031100 L 1500 mm

10.42 €

5031102 L 2500 mm

16.72 €

5031103 L 3500 mm

21.26 €



### Washing machine hose extension

Washing machine/dishwasher hose extension, PVC grey, one straight plastic joint 3/4" and one completely assembled external thread 3/4", heat-resistant up to max. 25 °C.

- **operating pressure 10 bar**

5031104 L 1500 mm

9.50 €

5031105 L 2500 mm

13.95 €



### Hose clip

Galvanised steel with hexagon screw.

- aluminium coloured
- band width 9 mm

4011043 1/2" 3/4", nominal width 12–22 mm

2.10 €

4011044 3/4" 7/8", nominal width 20–32 mm

2.44 €



### Safety supply hose

For washing machines and dishwashers, valve closes automatically when the hose bursts, with straight joint and angle joint.

- maximum pressure 10 bar
- maximum water temperature 90 °C

5031106	L 1500 mm	60.67 €
5031107	L 2000 mm	69.33 €
5031108	L 3000 mm	91.60 €



### Drain hose

Plastic spiral drain hose with hanger yoke, with moulded, elastic sleeves on both sides. Particularly suitable for the waste connection of the devices in fitted kitchens. The hose cannot snap off when the device is pushed under the worktop. 19 mm and 22 mm connecting sleeves, grey.


5031109	L 1500 mm	8.74 €
5031110	L 2500 mm	11.68 €



### Hose connecting tube 3/4", plastic

Suitable for the drain hose 5031109 and 5031110.

5031111	L 75 mm, Ø external 19 and 22 mm	2.35 €
---------	----------------------------------	--------



### Hose connecting tube 3/4", brass

Suitable for the drain hose 5031109 and 5031110.

5031114	L 53 mm, Ø 19 mm	5.38 €
---------	------------------	--------



### Backflow preventer nipple 3/4"

Backflow preventers protect drinking water pipes against the unwanted backflow of used water according to DIN EN 61770.

- for white appliances according to KTW-BWGL
- brass
- backflow preventer nipple internal thread 3/4" x 3/4" external thread to prevent backflow of water in dishwashers, washing machines and similar appliances

5031119	IG/AG 3/4"	23.11 €
---------	------------	---------



### Reinforced hose

Washing machine hose with stainless steel mesh, one side with 3/4" external thread, the other side with screw cap and 3/4" internal thread. Operating pressure: 10 bar, burst pressure: 80 bar, heat resistance: max. 90 °C

- DVGW W543

5031112	L 1000 mm	31.26 €
5031113	L 2000 mm	48.15 €
5031116	L 3000 mm	67.90 €



### Flow meter

Measuring beaker. Plastic. For flow measurement. For measuring the water flow rate in low-pressure storage tanks.

Note: the water flow rate should not exceed 4.5-5 l/min!

**In extreme cases, a water flow rate that is too high can cause the boiler to burst.**

6011045 red

59.92 €

# MONTEC®

## Electrical accessories

You can rely on them



Energy Box	Page 134–135
Kitchen connection box	Page 136
Connection box	Page 136
Evoline® Plug	Page 137
Flat plug	Page 138
Triple power strip	Page 139
Earthing contact plug	Page 139
Angled earthing contact plug	Page 139
Adapter for Swiss plug	Page 139
Protective contact box coupling	Page 139
Spiral connection line	Page 139
Connection line	Page 140
Connecting cable	Page 140
Line cords	Page 140
Stove connecting box	Page 141
Vario energy distributor	Page 141
Wago connecting clamp	Page 141
Wago feedthrough terminal	Page 142
Duct tape	Page 142
Moveable flange	Page 142
Cable duct	Page 142
Cable feed-through	Page 142
Rocker switch	Page 143
Earthed plug sockets	Page 143
Cover frames	Page 143
Flush mounted boxes	Page 143–144

# MONTEC® Energy Box

Connection of hob, oven or dishwasher made easy

The assembly aid for the Naber kitchen. It's used when the hob and oven are not installed as one appliance. You also save space in assembly. A mechanical pull-off protection gives the plug a good hold in the connection box.

The four-core output line is intended as a permanent connection to hobs with a **maximum** power consumption of **2 x 3680 W**. The three-core output line with earthing contact coupling is intended exclusively for the connection of a plug-in oven/dishwasher with a maximum power consumption of **1 x 3680 W**.

**Max. capacity: 11 KW** (with symmetrical distribution)



Self-extinguishing material according to UL 94 (FR). In case of fire, this plastic will stop burning within a short time after removal of the ignition source (self-extinguishing).




## General safety regulations

- Before using or operating the Energy Box, always read the instructions. The product may **ONLY** be connected by a qualified electrician.
- The Energy Box corresponds to protection class IP20 and is **NOT** suitable for use in wet rooms. The installation has to be carried out with the appropriate protection.
- After inserting the connection cables into the Energy Box, check the mechanical locking of the plug connections.
- Transportation or improper use may cause damage to the device. **In this case** do not open the device, do not operate the device, replace the damaged device.
- In case of failure to follow the instructions, the manufacturer's warranty ceases to apply.

**Connection input** (for connection to the hob connection socket)

1 x permanent connection cable – 2.0 m, 5G2,5 mm<sup>2</sup> with ferrules – max. capacity 11 KW (3-phase)



**Dishwasher/oven**

1 x cable 2.0 m, 3G1,5 mm<sup>2</sup> – page 1: plug EPN1104 – page 2: earthing contact coupling – max. capacity 3680 W (1-phase)

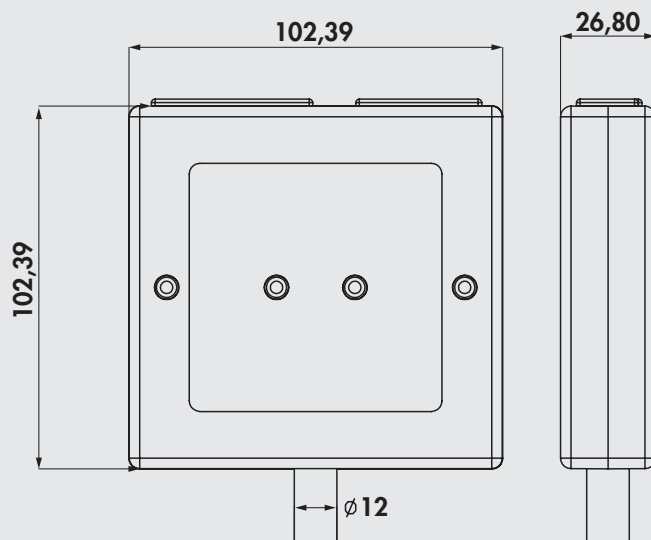


**Induction field/hob**

1 x cable 2.0 m – 4G2,5 mm<sup>2</sup> – page 1: plug EPN1204







## Energy box



Technical specifications:

- input voltage 400 V
- output voltage 4- pin (2-phase) 400 V
- output voltage 3- pin (1-phase) 230 V
- current max. 20 A
- tested according to IEC 60670-1 (DIN EN 60670-1), IEC 60670-22 (DIN EN 60670-22) and IEC 61535 (DIN EN 61535)
- material: self-extinguishing according to UL 94 (FR). In case of fire, after removal of the ignition source, this plastic will stop burning within a short time (self-extinguishing)
- construction: the housing is screwed and must not be opened by unauthorised persons
- dimensions of the box: 102 x 105 x 27 mm (H x W x L)
- protection type for the entire product IP20
- material: plastic

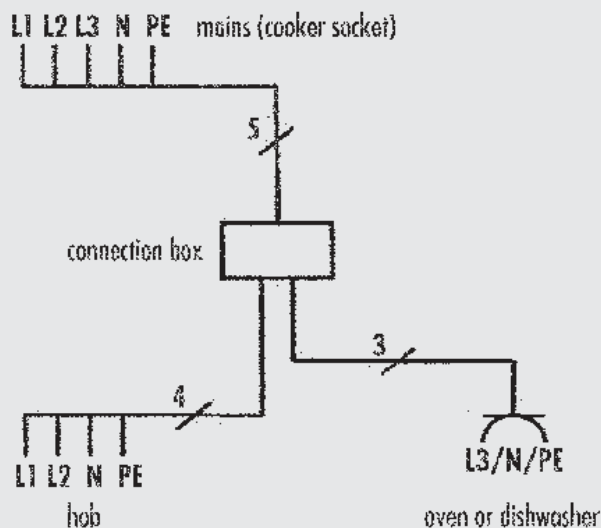
### Calculation of the power requirement of the energy box:

- total power requirement of the cooker socket: 11 KW (with symmetrical distribution)
- hob power (4-pin connection): max. 7360 W (2-phase)
- oven power (3-pin connection): max. 3680 W (1-phase)

The use of a table socket to connect multiple consumers via a box coupling is not allowed for safety reasons.

If the induction hob already has a fixed cable, its use is compulsory. In this case, disconnect the 4-pin connector from the preassembled cable of the energy box and attach to the existing cable of the induction hob.

7012050 per 2 m cable length	115.97 €
7012051 per 5 m cable length	180.67 €
7012052 5 m/2 m (supply line) cable length	167.23 €
<b>Optional accessories</b>	
7012053 Adapter cable, 10 m, 3 x 1,5 mm <sup>2</sup>	71.43 €



### Kitchen connection box



The practical electrical kitchen connection is already equipped with all the necessary connecting cables for hob, oven, dishwasher or induction fields. The kitchen electric appliances can simply be connected from the cooker socket and the electrical connection implemented in an easy and space-saving manner.

Technical specifications:

- input voltage 400 V
- preliminary fuse max. 16 A
- cable and socket tested according to IEC 60670-1 (DIN EN 60670-1), IEC 60670-22 (DIN EN 60670-22) and IEC 61535 (DIN EN 61535)
- construction: The socket housing is screwed and sealed against unauthorised opening. This prevents any interference in the wiring. The internal wiring is printed on a label.
- grey distribution box 45 x 95 x 95 mm (H x W x L)

Calculation of the connection value of the kitchen connection box:

- total connected value cooker socket 11 KW (given symmetrical distribution)
- hob power (4-pole connection) max. 7360 W (2-phase)
- oven power (3-pole connection) max. 3680 W (1-phase)

The device corresponds to protection class IP20 and is not suitable for use in wet rooms. Connection and commissioning may only be carried out by a qualified electrician.

For safety reasons, a power strip should not be used to connect several electricity consumers via the box coupling.

7012017	each 1.8 m cable length, white	77.31 €
7012018	each 4.8 m cable length, white	114.29 €
7012019	4.8 m/1.8 m (supply line) cable length, white	97.48 €




### Connection box



Mounting box for joining connecting cables. 16 entries, 3 bottom entries with self-sealing, soft insertion membranes. Tool for opening the cable entry not required, sealing range 2–14 mm. With external mounting straps.

- conductor cross section: 2.5 mm<sup>2</sup>
- rated insulation voltage AC: 400 V
- total number of entries: 19
- protection class: IP55 – acc. DIN EN 60670 (VDE 0606)
- equipment: screw terminal 5-pole 2.5 mm<sup>2</sup>
- 85 x 130 x 37 mm (H x W x D)

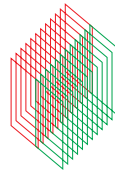
7011089	grey	11.85 €
---------	------	---------



### Evoline® Plug

The innovative flat plug which gives you more space! Thanks to its flat design, furniture can easily be positioned closer to the wall.

With the aid of the extended grip element, you can easily lever the plug from the socket without applying much force.



Ausgezeichnet mit dem 1. Preis  
11. Designpreis des Landes  
Nordrhein-Westfalen 2009  
Universal Home: Product Design



### Evoline® Plug



Loose flat plug, **only 5 mm deep**. Wherever space is very limited, the Evoline® Plug is in its element.  
— 3680 W/16 A

**7011069** white **20.17 €**



### Extension cable with Evoline plug connector



With Evoline® plug connector and appliance plug socket, 3 x 1.5 mm<sup>2</sup> wired.  
— line H05VV-F3 x G 1.5 mm<sup>2</sup>  
— 3680 W/16 A

**7011068** L 500 mm, white **32.02 €**

**7011067** L 1000 mm, white **34.03 €**

**7011066** L 2000 mm, white **43.36 €**



### Triple power strip with Evoline® plug connector



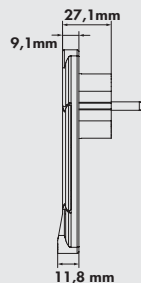
250 V, sockets at a slant 45°, 3000 mm mains connection line, with Evoline® plug connector.  
— line H05VV-F3 x G 1.5 mm<sup>2</sup>  
— 3680 W/16 A

**7011065** L 3000 mm, white **46.13 €**



### Flat plug

The innovative flat plug solves an old problem: Furniture or equipment can now be pushed very close to the wall, because the plug has an extremely flat construction. But even in normal sockets it fits flat against the wall and is thus a small design object for your kitchen!



### Flat plug



Flat plug, loose for the screw mounting.

**Only 12 mm deep**, extremely flat for reliable contact in the smallest space.  
— 3500 W/16 A

7012020 white

19.33 €



### Connection line with flat plug



Flat plug and connector (device socket), fully assembled.

— line H05VV-F3 G x 1.5 mm<sup>2</sup>  
— 3500 W/16 A

7012021 L 500 mm, white

27.14 €

7012022 L 1000 mm, white

29.66 €

7012023 L 2000 mm, white

37.14 €



### Triple power strip with flat plug



Flat plug and 3-fold power strip 45°, 3000 mm mains connection line, ready-made.

— line H05VV-F3 x G 1.5 mm<sup>2</sup>  
— 3500 W/16 A

7012024 white

42.35 €



**Triple power strip**



Sockets slanted by 45°, with angled safety plug.  
 – line H05VV-F3 x G 1.5 mm<sup>2</sup>  
 – capacity max. 3500 watts

**7011058** L 1400 mm mains connection line **16.22 €**

**7011087** with increased contact protection, L  
 3000 mm mains connection line **23.03 €**



**Earthing contact plug**



With integrated strain relief and central line connection.  
 – capacity max. 3500 watts

**7011021** white **3.53 €**



**Angled earthing contact plug**



With integrated strain relief and central line connection.  
 – capacity max. 3500 watts

**7011040** white **4.87 €**



**Adapter for Swiss plug**

This adapter from two-pin earthed plug to Swiss plug turns a two-pin earthed plug into a CH-compliant connection.

- black
- protection type IP20, design approved by Electrosuisse
- after fitting, the adapter can no longer be removed

**7011042** up to max. 16 A/250 V **18.32 €**

**7011027** up to max. 10 A/250 V **15.71 €**



**Protective contact box coupling**



- 2-pole,
- max. load 3500 W
- impact-proof

**7011059** white **6.97 €**



**Spiral connection line**



With angled safety plug and sleeve coupling, expandable from 0.6–2.75 m.  
 – line H05VV-F3 x G 1.5 mm<sup>2</sup>  
 – capacity max. 3500 watts

**7011044** white **73.61 €**




**Connection line**



With angled safety plug and sleeve coupling.  
 – line H05VV-F3 x G 1.5 mm<sup>2</sup>  
 – capacity max. 3500 watts

<b>7011063</b>	L 2000 mm, white	<b>13.19 €</b>
<b>7011045</b>	L 3000 mm, white	<b>17.23 €</b>
<b>7011046</b>	L 5000 mm, white	<b>23.19 €</b>




**Connecting cable 1**



Stripped, bared, with wire terminating sleeves and lugs.  
 (incl. copper surcharge)

<b>7012006</b>	L 2000 mm, 5 x 1.5 mm <sup>2</sup>	<b>16.05 €</b>
<b>7012007</b>	L 1500 mm, 5 x 2.5 mm <sup>2</sup>	<b>18.32 €</b>
<b>7012008</b>	L 2000 mm, 5 x 2.5 mm <sup>2</sup>	<b>20.76 €</b>



**Connecting cable 2**



Stripped, bared, with wire terminating sleeves on both sides.  
 (incl. copper surcharge)

<b>7012001</b>	L 1500 mm, 5 x 1.5 mm <sup>2</sup>	<b>12.86 €</b>
<b>7012002</b>	L 2000 mm, 5 x 1,5 mm <sup>2</sup>	<b>15.21 €</b>
<b>7012003</b>	L 1500 mm, 5 x 2.5 mm <sup>2</sup>	<b>16.72 €</b>
<b>7012004</b>	L 2000 mm, 5 x 2.5 mm <sup>2</sup>	<b>17.06 €</b>
<b>7012013</b>	L 3000 mm, 5 x 2.5 mm <sup>2</sup>	<b>27.48 €</b>
<b>7012014</b>	L 5000 mm, 5 x 2.5 mm <sup>2</sup>	<b>56.55 €</b>



**Connecting cable on reel**



– line H05VV-F3 x G 1.5–2.5 mm<sup>2</sup> (incl. copper surcharge)  
 – 1 reel 50 m

<b>7012011</b>	3 x 1.5 mm <sup>2</sup>	<b>191.60 €</b>
<b>7012010</b>	5 x 2.5 mm <sup>2</sup>	<b>378.15 €</b>



**Line cords**



With moulded angled safety plug. (incl. copper surcharge)  
 – line H05VV-F3 x G 1.5 mm<sup>2</sup>

<b>7011061</b>	L 2000 mm	<b>11.60 €</b>
<b>7011062</b>	L 3000 mm	<b>13.11 €</b>



### Universal stove connecting box



For surface or flush mounting as per VDE 0606.

- claw-type holder
- cover cap with snap-in closure
- large connecting space due to positioning of the terminals outside of the flush mounted box
- support frame for screw connection on 58-gauge and 70-gauge switch box or dowel fixing
- covered double clamp terminal 5 x 6 mm<sup>2</sup> nominal cross-section

7012012 white

16.05 €



### Stove connecting box flat



For flush mounting.

- 16 A/400 V
- with claw-type holder
- for 55 mm wall box, height 12 mm
- with screw clamp 5 x 2.50 mm<sup>2</sup> and pull relief
- clips with colour coding correspond to the valid wire colours
- with snap lid

7012025 white

12.10 €



### Stove connecting box WAGO clamps

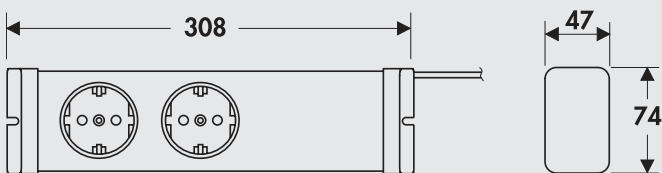


For surface and flush mounting.

- 16 A/V400 V
- screwless clamping points up to 6 mm<sup>2</sup>
- for 55 mm wall box, H 12 mm
- swivelling strain relief
- double cable outlet (5 x 2 mm<sup>2</sup>, 3 x 4 mm<sup>2</sup>)
- with snap-on lid

7012028 white

35.21 €



### Vario energy distributor

With 1500 mm mains connection cable. The Vario power distributor controls the interaction of strong consumers with high connection values to a 230 V/16 A safety socket.

Given simultaneous operation of two appliances with high energy consumption (e.g. washing machine and dryer or dishwasher and boiler), during the heating phase of the appliances, the supply line may become overloaded and, as a result, the circuit breaker may be activated.

The Vario power distributor recognises this and switches off one appliance to avoid triggering of the circuit breaker.

For example, if a washing machine is operated in the black socket and a dryer in the white socket, the dryer is switched off briefly during the heating phase of the washing machine. Once the heating process of the washing machine finishes, the dryer is automatically switched back on again. If the white socket is switched on, the red function display is also automatically lit. A 2-pole illuminated rocker switch also makes it possible to disconnect all the connected consumers from the mains so as to avoid potential danger sources. The extended contact protection offers you and your family additional safety.

- disconnection by overload protection at approx. 3400 W
- reconnection at approx. 450 W

7011064 silver

102.52 €



### Wago connecting clamp

- 3 clamping points with operating lever
- nominal cross-section 0.14–4 mm<sup>2</sup>
- colour transparent
- nominal voltage 450 V
- nominal current 32 A
- suitable for solid conductors, flexible conductors, multiple conductors
- **only available in units of 50 piece**

7011039 transparent, Price per PU

53.87 €



### Wago feed-through terminal

- 2 clamping points with operating lever
- nominal cross-section 0.2–4 mm<sup>2</sup>
- colour transparent
- nominal voltage 450 V
- nominal current 20 A
- suitable for solid conductors, flexible conductors, multiple conductors
- **only available in units of 60 piece**

7011097 transparent, Price per PU **63.70 €**



### Duct tape

- L 10 m
- W 15 mm

7011052 white **4.45 €**




### Moveable flange



For switch box. Suitable for niche rear walls.

- H 12 mm
- Ø 60 mm

7011043 red **2.10 €**

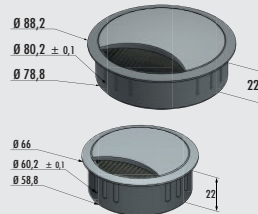


### Cable duct

Plastic duct with duct tape. Suitable for LED and halogen spots.

- 497 x 12 x 7 mm (L x W x H)

7011088 L 497 mm, stainless steel coloured **2.94 €**




### Cable feed-through metal

Round. With brush. Made of Zamak (zinc die-cast).

- shaft height 22 mm

7011090 Ø 80 mm, stainless steel coloured **26.22 €**

7011091 Ø 60 mm, stainless steel coloured **22.52 €**



### Cable feed-through plastic

Round. With brush.

- shaft height 22 mm

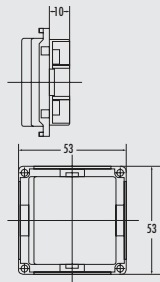
7011092 Ø 80 mm, silver-painted **6.89 €**

7011093 Ø 60 mm, silver-painted **4.96 €**

7011095 Ø 80 mm, black matt **5.80 €**

7011096 Ø 60 mm, black matt **3.95 €**





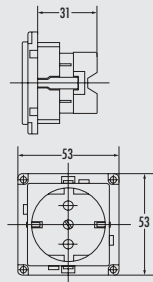
**Rocker switch**



- contact one-pin outlet
- switching voltage 230 V
- switching current 16 A

7013046 silver coloured

20.00 €



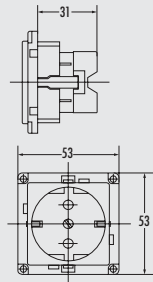
**Earthed plug socket**



- voltage 230 V
- current 10/16 A

7013047 silver coloured/black

26.97 €



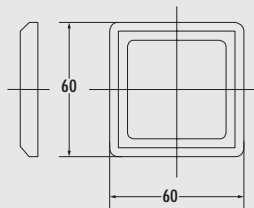
**Earthed plug socket with flip lid**



- voltage 230 V
- current 10/16 A

7013048 silver coloured/black

33.95 €

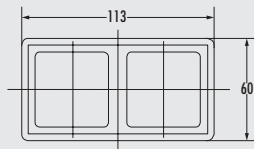


**Cover frame 1**

- 1-fold. For switches and sockets.
- plastic

7013049 silver coloured

14.29 €

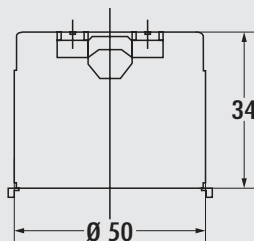


**Cover frame 2**

- Double. For switches and sockets.
- plastic

7013050 silver coloured

19.75 €

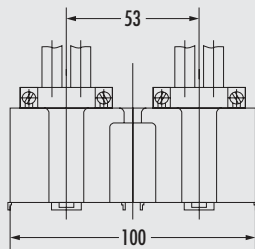


**Flush mounted box 1**

- 1-fold. For switches and sockets.
- plastic
- drill Ø 50 mm
- installation depth 34 mm
- pull relief 1 outlet at side

7013044 black

3.61 €



### Flush mounted box 2

Double. For switches and sockets.

- plastic
- drill  $\varnothing$  2 x 50 mm
- installation depth 40.5 mm
- pull relief 2 outlets at side

**7013045** black

**8.40 €**

# MONTEC®

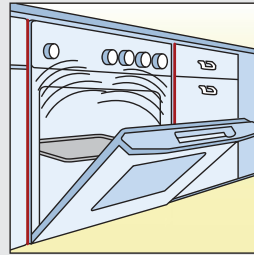

## Connecting materials

They keep their promise



Fitting materials

■ Side profile	Page 146
Steam protection plates	Page 146
Alukleb	Page 146
RAUKANTEX Foliex	Page 146
Heat protection plates	Page 146
Suspension strip	Page 147
Brackets	Page 147–149
Splices	Page 149
Worktop fastening bracket	Page 149
Stabilising strip	Page 149
Punched tape	Page 149
Worktop joint	Page 150
Silicone rubber	Page 150
Caulking set	Page 150
Installation glue	Page 150
Ceramic stove top cleaner	Page 150
Glass scraper	Page 150
Stainless steel cleaner Utral	Page 151
Stainless steel care agent	Page 151
Cleaning spray for artificial leather	Page 151
Stainless steel system care	Page 151
Care set Cin-Nagranit	Page 151
Soundproofing in the kitchen	Page 152
Rubber bushing	Page 153
Rubber pad	Page 153
Rubber rondel	Page 153
Rubber strip	Page 153
PE strip	Page 153
PE edge strip	Page 153



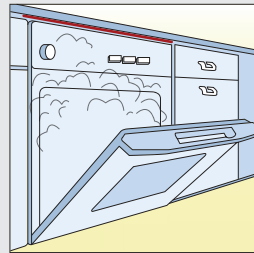
### Side profile

The steel profiles are attached to the side body edges of the stove housing. The profiles chamfered to the front protect the laterally connecting body sides against all possible heat emission. The side profiles are fitted with punch holes for oven fastening.

- for side walls of 16 mm
- only available in PU of 2 pieces

9015015 L 600 mm, silver coloured, price per PU

15.97 €



### Steam protection plate 1

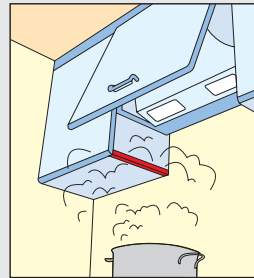
The galvanised steam protection plate is fastened above the dishwasher door, on the lower edge of the worktop. It prevents the steam emitting when opening the dishwasher from penetrating the worktop and causing it to swell over time. Incl. mounting material.

9015011 L 450 mm, silver coloured

18.49 €

9015012 L 600 mm, silver coloured

19.58 €




### Steam protection plate 2

Prevents swelling of the cabinet sides.

- depth 335 mm
- height 30 mm
- chamfering 19 mm
- thickness 1.5 mm
- incl. mounting material
- only available in PU of 2 pieces

9015031 silver coloured, price per PU

28.49 €



### Alukleb A2

Pure aluminium adhesive tape according to DIN 4102, non-flammable (A2).

- film thickness 0.025 mm
- W 50 mm
- 1 roll = 10 m

4061039 aluminium

9.58 €



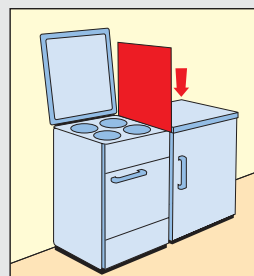
### RAUKANTEX Foliex

With RAUKANTEX Foliex protective films can be removed more quickly and precisely.

- easy to use
- little effort required
- faster assembly

9013003 beech

40.42 €




### Heat protection plates

For use between the refrigerator and the stove. Fitted with a nickel-coated frame on all sides, front side clad with aluminium foil, which is characterised by high light reflection and heat radiation.

- temperature stability up to max. +750 °C
- 800 x 500 mm (H x D)
- thickness 3 mm

9015030 aluminium

83.61 €



### Suspension strip for kitchen cupboards

With galvanised surface, completely perforated with round and elongated holes.  
 – profile thickness 1.75 mm  
 – distance between individual holes approx. 20 mm  
 – distance between elongated holes approx. 140 mm

**8031080** L 2000 mm, galvanised **16.39 €**

#### Optional accessories

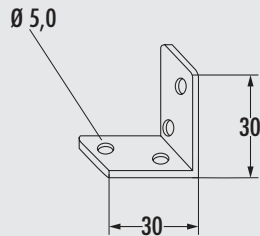
**8031081** Special screws, galvanised, price per PU of 100 pieces **23.61 €**



### Top safe fitting

Special safety fitting for fastening wall cabinets according to DIN EN 1153, also for bridging electrical cables.

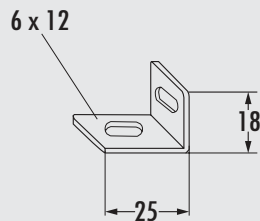
**1111145** 140 x 50 x 10 mm, zinc-coated **16.72 €**



### Bracket 1

- thickness 2 mm
- sides 30 x 30 mm
- width 25 mm

**1111101** galvanised **1.51 €**

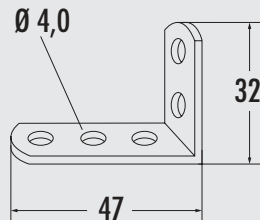


### Bracket 2

With horizontal and vertical elongated holes.

- thickness 1.5 mm
- sides 25 x 18 mm
- width 20 mm

**1111102** galvanised **1.43 €**

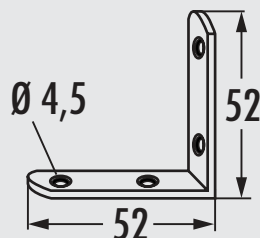


### Bracket 3

Blade angle.

- thickness 2 mm
- sides 47 x 32 mm
- width 18 mm

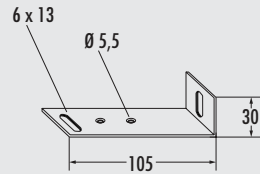
**1111103** galvanised **1.51 €**



### Bracket 4

- thickness 2 mm
- sides 52 x 52 mm
- width 15 mm

**1111104** galvanised **1.76 €**

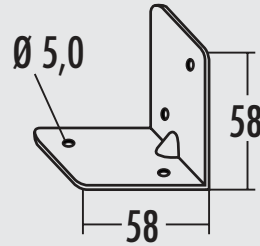


### Bracket 5

With elongated holes (bracket tipping protection).

- thickness 1.5 mm
- sides 105 x 30 mm
- width 20 mm

1111105 galvanised 1.85 €

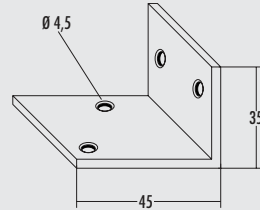


### Bracket 6

With pleat.

- thickness 2 mm
- sides 58 x 58 mm
- width 60 mm

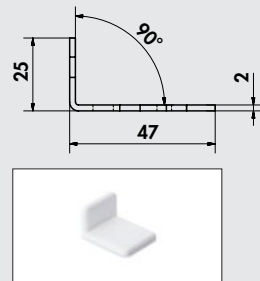
1111106 galvanised 2.61 €



### Bracket 7

- thickness 3 mm
- sides 45 x 35 mm
- width 50 mm

1111107 galvanised 8.07 €



### Euro-bracket

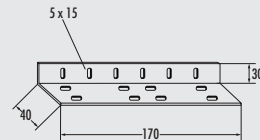
Universal bracket.

- thickness 2 mm
- sides 47 x 25 mm
- width 35 mm

1111123 galvanised 2.27 €

#### Optional accessories

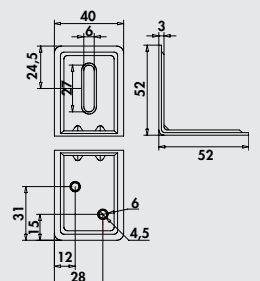
1111124 Covering cap, white 2.27 €



### Bracket 8

- thickness 2 mm
- sides 40 x 30 mm
- width 170 mm

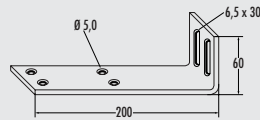

1111108 galvanised 6.89 €



### Bracket 9

- thickness 3 mm
- sides 52 x 52 mm
- with pleat

1111144 zinc-coated 2.44 €



### Upper shelf bracket


— sides 200 x 60 mm

Including accessories bag:

- 2 x wood screws 5.5 x 6 mm
- 2 x tooth lock washers galvanised 6.4 mm
- 2 x KS multi-purpose dowels
- 4 x chipboard screws 4 x 16 mm

1111109 white

21.26 €



### Splices

Straight, for joining door strike plates. Thickness 3 mm.

1111110 L 135, W 20 mm, chrome-plated

4.12 €

1111111 L 135, W 20 mm, white

3.45 €

1111112 L 135, W 20 mm, silver

3.53 €

1111113 L 170, W 20 mm, chrome-plated

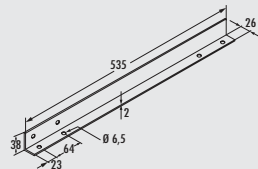
4.20 €

1111114 L 170, W 20 mm, white

3.53 €

1111115 L 170, W 20 mm, silver

4.12 €

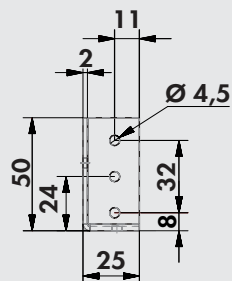


### Worktop fastening bracket

Supporting bracket for kitchen worktops.

1111119 L 535 mm, white

20.34 €



### Stabilising strip

The stabilising strip for 16 mm sidewalls can be used universally as a spacer bar and in combination to support the worktop. This can be used upright as well as flat, depending on the requirement. Due to the design, a wooden panel can also be fitted in front mounting.

— to support long and narrow worktops

1111125 L 567 mm, white

55.29 €

1111126 L 767 mm, white

61.68 €

1111127 L 867 mm, white

61.93 €

1111128 L 967 mm, white

62.77 €

1111129 L 1167 mm, white

68.99 €



### Punched tape

High strength installation punched tape made of galvanised steel in plastic dispenser. For fastening pipes, rods, cables, ducts, air ducts, etc.

— W 17 mm

— L 10 m

5031049 galvanized steel

20.59 €



### Worktop joint

Steel connecting element for kitchen worktops. Metal bend for drill hole 60 mm Ø, completely assembled with installation aids and long nut M6.

1111039 M6 x 150 mm, galvanised 4.20 €



### Silicone rubber

Permanently elastic sealing compound for joints and industrial bonding. Very easy handling due to the dispenser cartridge, excellent bond to metal, glass, concrete, wood and plastic.

Not suitable for granite.

– temperature resistant from –40 °C to +150 °C

1111040 310 ml cartridge, transparent 20.92 €

1111041 310 ml cartridge, white 20.92 €



### Caulking set

Create silicone joints like a professional – it's the only way to achieve clean and uniform joints. Push the cartridge tip as far as it will go through the central hole of the hand gun and cut it off at the furthest point.

#### Set consisting of:

- silicone scraper 6 mm
- caulking tool
- cleaning set

1111002 orange 21.68 €



### Installation glue

1-component, elastic adhesive on hybrid basis with very high initial adhesion. Suitable for indoor and outdoor use, can be painted over if necessary (refer to the special instructions for this).

1111042 290 ml cartridge, white 17.14 €



### Ceramic stove top cleaning agent CLEANER

An economical cleaning agent for daily cleaning and care of ceramic and induction stove tops. After each cleaning, the CLEANER creates a film which facilitates the next cleaning. CLEANER is also excellently suited for cleaning copper and chrome. Does not contain formaldehyde, solvents, phosphates or nitrates.

1111130 200 ml 16.47 €



### Glass scraper

For cleaning glass and ceramics, with integrated blade protection. Stainless steel with steel blade.

1111131 stainless steel 10.76 €

#### Optional accessories

1111132 Three-hole blade, 5 pc. in packet 6.55 €





### Stainless steel cleaning agent Utral

Cleaning agent for stainless steel surfaces, metallic grease filters and ovens. With very strong dirt and grease dissolving properties.

1111142 250 ml

14.96 €



### Stainless steel care agent Edelglanz

Care agent in a spray bottle for stainless steel and chrome surfaces. Spots, finger marks and scum disappear without a trace. The surface shines like new. Economical use.

1111143 250 ml

23.36 €



### Cleaning spray for artificial leather

A special cleaning spray that has been developed with a specific formulation that enables effortless cleaning of artificial leather.

1111139 500 ml

14.87 €



### Stainless steel system care

Our stainless steel sinks with high-gloss surface are manufactured with great care and using state-of-the-art manufacturing and processing technology. The stainless steel applied for this is subject to strict quality control and ensures a constant high quality level of the sinks.

The material properties of stainless steel 18/10 – according to the current state of the art – exclude absolute scratch-proofing. Therefore, the occurrence of small scratches is normal. Only after regular care using the recommended stainless steel system care, will you achieve a semi gloss surface after about 2–4 weeks.

#### Note

When cleaning, make sure that the stainless steel surface is not processed against the grain!

1111141

17.98 €



### Care set Cin-Nagranit

Set consisting of 3 bottles à 50 ml incl. eraser sponge.

- 1 x easy care product
- 2 x descaler/stain remover

1100003

32.35 €

# Sound-proofing in the kitchen



Minimising noise sources, enhancing wellbeing, increasing living comfort!

## Good sound insulation with the Naber "SOUND of SILENCE" system

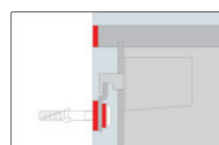
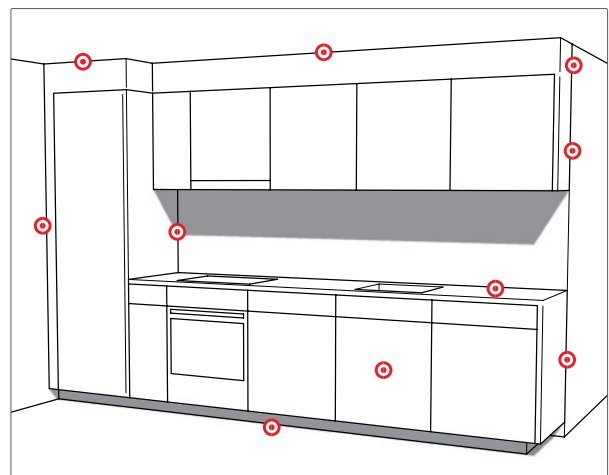
The noises produced when using a kitchen can be passed by structure-borne sound transmission to the adjacent room or the neighbouring apartment. Sounds like chopping or banging, putting down pots and hard objects on the kitchen worktop are transmitted through the furniture and wall into the adjacent units. Further disturbing noises occur when putting away dishes, pans, bottles or cans in cupboards, drawers and pull-outs.

Without noise protection measures, structure-borne sound is transmitted, through the fixed built-in kitchen and into the walls and floor of the building structure. The results are disturbing, easily perceived noises from adjacent flats or rooms. To avoid this, the fixtures and contact points of the kitchen cabinets have to be acoustically decoupled from the building structure.

With the Naber "SOUND of SILENCE"-sound-proofing and insulation components – sound transmission points can quickly and easily be insulated and decoupled from the building structure during the kitchen installation.

Advantages of the Naber "SOUND of SILENCE" sound protection and insulation components for kitchens:

- tested according to SIA standard 181:2006 – the increased requirements are met
- suitable for installation in single-shell concrete party walls
- only 4 mm thick decoupling from building structure required
- for kitchens according to Swiss and Euro standard



Fasten rail with rubber pads and rubber sleeves, decouple cupboard lid or side walls with rubber band.



Decouple feet with rubber washers and frame from the floor with rubber band.



Decouple the worktop from the wall at the front using PE edge band or PE band.



Decouple cupboard floor or side walls with rubber band.



Decouple frames from the wall using PE band.




### Rubber bushing with washer

For suspension rails. Decoupling for screw head and shaft, made of rubber 45° Shore A.

- for 5 mm screws
- $\varnothing$  i 10 mm,  $\varnothing$  o 16 mm
- L 5 mm
- **only available in units of 10 pieces**

**1112008** black, price per PU **10.50 €**



### Rubber pad

Decoupling cupboards and suspension rails, self-adhesive, with through hole, made of rubber 45° Shore A.

- 4 x 50 mm (H x L)
- **only available in PU of 10 pieces**

**1112002**  $\varnothing$  of the hole 12 mm, W 30 mm, price per PU **13.87 €**



### Rubber rondel

Decoupling for adjustable feet self-adhesive with sliding film made of rubber 45° Shore A.

- H 4 mm
- **only available in PU of 50 pieces**

**1112010**  $\varnothing$  60 mm, price per PU **136.13 €**



### Rubber strip

Robust strip for decoupling, self-adhesive, made of rubber 45° Shore A.

- L 10 m
- 4 x 13 mm (H x W)

**1112005** white **65.46 €**



### PE strip

Strip to secure spacing, self-adhesive, made of closed-cell PE, density 33 kg/m<sup>3</sup>.

- L 10 m
- 4 x 15 mm (H x W)

**1112012** white **13.70 €**



### PE edge strip

Strip to secure spacing of the front and top surfaces of worktops, self-adhesive, with longitudinal cut, made of closed-cell PE 33 kg/m<sup>3</sup>.

- L 20 m
- 4 x 50 mm (H x W)

**1112007** white **109.24 €**

Fitting materials

TEC-  
FUNCTION

Kitchen  
technology



Idea

Kitchen  
technology



Kitchen design sometimes calls for extremely innovative ideas. Like the Kickspace base-installed heater: it solves the problem that conventional radiators take up valuable space which is far better suited for storage and work surfaces. The creative idea: heat is generated in the base, where space is anyway available, so that a pleasant indoor climate is quickly created by continuous warm air flows.

Another example of the cleverly designed, high-quality and reliable TECFUNCTION products: the base vacuum. From the first moment on, it proves itself as an indispensable aid for keeping the floor conveniently clean and tidy – and not just in the kitchen, but everywhere where dirt frequently accumulates.

Space-saving heating and base vacuum cleaner in the kitchen base – clever products with a high practical value that are out of the ordinary!

# TECFUNCTION

## Kitchen technology

Creative solutions  
to special challenges



■ Base heating  
All you can see  
is a cover plate in the base      Page 159–164

■ Flush mounted base vacuum  
The intelligent vacuum cleaner      Page 165–168





# TECFUNCTION

## Base heating

All you can see is a  
cover plate in the base



■ Kickspace	Page 160–163
Cover plates	Page 162–163
Reinforced hose	Page 162
Room thermostat	Page 163

# TECFUNCTION

## Base heating KICKSPACE

Intelligent increase  
in planning freedom

**All you need is two hoses  
and a mains connection.**

Kickspace is a heating module of the convector class, which can be quickly installed without any problems. Two flexible connecting hoses with 1/2" connectors and shut-off valve create a safe and durable connection to the central heating system.



However you chopped and changed in planning, the radiator was always in the way and consumed space which was needed for additional base units and uninterrupted work surfaces. Often, unsatisfactory compromises are then made: For example, the heaters are installed in floor cabinets, which causes heat problems and turns free space into unwanted storage area.

The solution is at hand: a heat source which adjusts to planning and not vice versa. Which requires only minimal space and is also visually appealing. And,

most importantly, which provides heating performance equal to that of the radiator and can be integrated into the central heating system.

**Kickspace** was developed in response to precisely these considerations. Compact heating, not just for kitchens, but for all rooms. Planning-friendly in its dimensions, safe and powerful in its function. And you can really only spot **Kickspace** through the stainless steel coloured cover plate. The hot water that constantly flows through the appliance provides rapid, efficient and comfortable warmth.

With operation based on requirements and a substantially shorter time for heating up compared with a conventional radiator, there is potential for saving energy which more than compensates for the power needed for operation of the super-silent fan (on average less than 20 W).

The sturdy metal housing, which optimally protects the heating system, may be positioned in the base area with little effort. After fixing the cover plate and pressing the on/off switch, **Kickspace** offers powerful heating with a choice of two performance stages. Cooling air circulation in summer operation is a welcome additional benefit.

**Kickspace** may be controlled manually or automatically by connecting it to a room thermostat.




# TECFUNCTION

## Base heating KICKSPACE

Everything you need in heat performance is under quick and almost noiseless control

Putting powerful convector technology in a minute space is a job for specialists. Kickspace was developed by one of the most experienced companies in the sector of convector technology, matured ready for marketing and successfully launched.

The functional principle of convector technology is illustrated by the figure. The air drawn in on the two sides of the cover plate is emitted to the room with the assistance of different fan speeds through the central sector of the cover plate. Special bearing and attenuation technology of the fan as well as a constructional principle minimizing the flow noise ensure almost noiseless operation of the appliance.

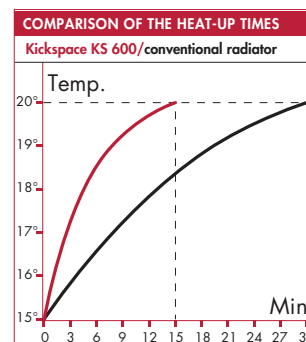


Performance, safety and quality of all manufacturing units are subject to strict internal and external testing and monitoring.



Kitchen  
technology

**Kickspace** needn't shirk a comparison of performance with a conventional radiator. On the contrary: the comparison shows that a **Kickspace**



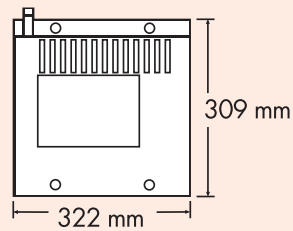
**KS 600** needs only about half the time to heat up a room of about 12 m<sup>2</sup> from a starting temperature of 15 °C to a comfortable temperature of 20 °C. Quick and effective heating up is one of **Kickspace's** strengths. The control

of comfortable heat as needed is another way of noticeably saving energy using **Kickspace**.

To heat up a room from a starting temperature of 15 °C to a comfortable temperature of 20 °C, a heating performance of about 70 W/m<sup>2</sup> is required under thermotechnical aspects. From this, roughly the performance data of the **Kickspace** models shown here may be derived, assuming a common feed/return flow water temperature of 70°/55° in the central heating circuit. Operation on stage I is wholly sufficient for normal operation. Stage II provides about 30 % more heating performance, which of course enables a noticeably shorter heating-up time where needed.

### Performance figures

	Heating perform./ watt		... gives comf. warmth for rooms up to
	Stage I	Stage II	
Kickspace KS 500	740	976	about 12 m <sup>2</sup>
Kickspace KS 600	981	1256	about 16 m <sup>2</sup>



### Kickspace KS 500

The compact base-installed heating system for rooms up to about 12 m<sup>2</sup> can be connected to the central heating system with little effort.

- connected load 230 V/50 Hz
- heating system exclusively for 2-pipe system
- minimum base height 125 mm

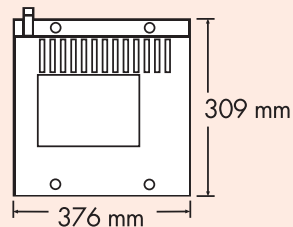
**Cover plates need to be ordered separately.**

PLEASE OBSERVE:

For proper operation, the average feed temperature should not fall below 60 °C.

The heat output of the device depends on the feed temperature and the flow rate of the heating system.

<b>6011001</b>	<b>659.66 €</b>
----------------	-----------------



### Kickspace KS 600

The compact base-installed heating system for rooms up to about 16 m<sup>2</sup> can be connected to the central heating system with much effort.

- connected load 230 V/50 Hz
- heating system exclusively for 2-pipe system
- minimum base height 125 mm

**Cover plates need to be ordered separately.**

PLEASE OBSERVE:

For proper operation, the average feed temperature should not fall below 60 °C.

The heat output of the device depends on the feed temperature and the flow rate of the heating system.

<b>6011002</b>	<b>749.58 €</b>
----------------	-----------------



### Kickspace-cover

You can only see the cover plate of Kickspace. The heating module and connections are invisibly placed in the otherwise unused base space. The cover plate matches any type of kitchen and ensures a visual highlight.

- H 101 mm

<b>6011017</b> KS 500, W 496 mm, stainless-steel coloured	<b>201.68 €</b>
---	-----------------

<b>6011018</b> KS 600, W 550 mm, stainless-steel coloured	<b>201.68 €</b>
---	-----------------



### Reinforced hose

For Kickspace. With 1/2" external thread and union nut.

**Supply and return connection are planned.**

<b>6011010</b> L 700 mm	<b>31.85 €</b>
-------------------------	----------------

<b>6011015</b> L 1000 mm	<b>32.02 €</b>
--------------------------	----------------

<b>6011016</b> L 1500 mm	<b>32.86 €</b>
--------------------------	----------------



### Room thermostat 230 V

For Kickspace.  
The thermostat should be connected by an electrician to the supply line of the switchable mains outlet to which the Kickspace device is connected by an earthed plug.

6011011 white

80.76 €

Kitchen  
technology

# TECFUNCTION

## Base vacuum

The intelligent vacuum cleaner



- Flush mounted base vacuum
- Accessories set

Page 166–167

Page 167

# TECFUNCTION

## Base vacuum

### The intelligent vacuum cleaner

You no longer need to bend to sweep up the dirt or lug your mobile vacuum cleaner.

Simply sweep the dirt in front of the opening of the appliance flap with a broom then tap the stainless steel button with your foot or a broom.



The built-in base vacuum is then activated and you can simply sweep the dirt into the opening.

The 600-watt, energy-saving built-in base vacuum cleaner is best used where dirt most often accumulates. Thanks to its compact and flat design and simple installation, the base vacuum can be space-savily installed under almost any item of furniture – also retrospectively. All you need is a 230 V power connection. The built-in base vacuum is quality "Made in Germany".

#### Technical data

- on/off switch
- 600 W
- activation by tapping tap the stainless steel button
- installation dimensions (H x W x D): 101 x 345 x 460 mm
- installation from 100 mm base height
- suitable for house dust allergy sufferers: Swirl® A07 bag



#### Changing the bag

The dirt is collected in standard Swirl® vacuum cleaner bags, which are certified anti-allergen. To change the vacuum cleaner bag, pull out the appliance and open the suction chamber flap. Now replace the bag with a simple click.



#### Quick installation

The device can be installed at any time from a base height of 100 mm – also retrospectively. For the installation, only the cutout in the skirting board and a power connection is required. A slight lift is sufficient to pull out the device.



#### Accessories

By using the crevice nozzle – in combination with the accessory hose – the base vacuum cleaner is also suitable for cleaning hard to reach places, such as drawers.

#### Non-slip

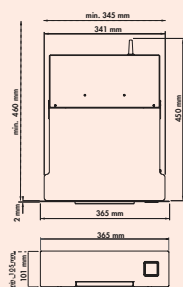
Rollers are attached to the bottom of the built-in base vacuum at the back. These are mounted such that the base vacuum can be pulled on the rollers when lifted slightly. When lowered again, the suction lip rests on the floor at the front.







Kitchen  
technology



### Flush mounted base vacuum SES 10

- 230 V/50 Hz
- 600-watts motor
- installation dimensions 101 x 345 x 460 mm (H x W x D)
- installation from 100 mm base height
- cover plate, stainless steel look

8032097

693.28 €



### Base vacuum accessories set




- Set consisting of:
- hose
  - crevice nozzle
  - brush attachment
  - push-in nozzle

8032092

109.24 €

Kitchen  
technology

# 2 TECH

-  Ventilation technology
-  Fitting materials
-  Kitchen technology

# 1 BASICS

-  Sinks
-  Faucets
-  Waste collectors
-  Lighting technology
-  Sockets
-  Supporting elements
-  Cabinet equipment
-  Niche equipment

# 3 INTERIEUR

-  Stools, Chairs, Tables




Naber GmbH  
Development · Production · Sales

Enschedestr. 24  
48529 Nordhorn  
Germany  
Tel. +49 5921 704-0  
Fax +49 5921 704-140  
naber@naber.com  
www.naber.com

**Naber**<sup>®</sup>  
...inspires!

# KITCHEN ACCESSORIES




3 INTERIEUR

INTERIEUR

TABLON®



Expression





Kitchen design calls for flexibility! After all, from a quick breakfast to a classy meal, from a brisk snack to an extended get-together, everything has to be possible here. Part of every kitchen scenario: chairs, stools and tables.

Here, TABLON® offers a wide range of furnishing variants and combination options. This applies to chairs or stools that look good, fit into the particular surroundings and, at the same time, are extremely comfortable and stable. And the same goes for tables that are perfectly designed and masterfully constructed, attractively shaped and flexibly integrable into all furnishing styles – simply indispensable!

# TABLON®

Attractive eye-catcher



Adjustable stools  
Perfect variability

Page 9–18

Stools  
Clear design and  
luxurious seating

Page 19–36

Chairs  
Inviting shapes  
and colours

Page 37–68

Tables and frames  
Stable and  
masterfully built

Page 69–100

## Frames and colours


Our range of chairs is characterised by different frames and different seat surfaces. Thus, the right chair or stool in the heights 67, 80 or height adjustable finds its own place in the kitchen or dining area.

Here you will find an overview of our seat surfaces and frame colours:


### Imitation leather upholstery (PU)




### Eco-leather (combination of leather, polyester and recycled leather), surface in PU



### Eco-leather (combination of leather, polyester and recycled leather), surface in polyester



### Water/dirt repellent fabric with a fine grain structure




Please note the possible combinations for the respective models on the following pages.




# TABLON®


## 100 % gerecycled polyester from PET bottles



## Velvet



## Frames



## Fibreglass polypropylene (Outdoor)



## Care/cleaning

If there are stains on the covers, clean them with just a little water and then dry completely with a new cloth. Too much moisture soaks into the surface and can damage it. Please note the cleaning and care instructions included in the scope of delivery.

**Please note the possible combinations for the respective models on the following pages.**



TABLON®

Barkrukken



Claim



TABLON®

Verstelbare  
barkrukken


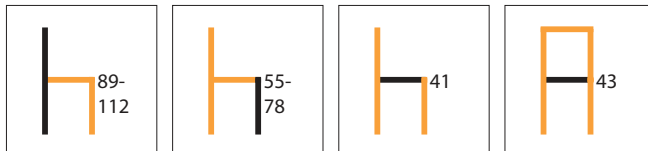
Perfecte variabiliteit



■	Buono K	Page 10
	Level K	Page 11
	Level WS	Page 12
	Lex E	Page 13
	Bella R	Page 14
	Aron R	Page 15
	Rocco R	Page 16
	Sera V	Page 17



3038135

**Buono K**

Stool.

- variable height adjustment
- seat and back upholstered imitation leather
- abrasion resistance > 100.000
- closed back
- max. load ca. 90 kg
- **seat height adjustable from 55 to 78 cm**

**Delivery time 4–5 weeks.****Selected models available from stock.****Current delivery time information on [naber.com](http://naber.com)**


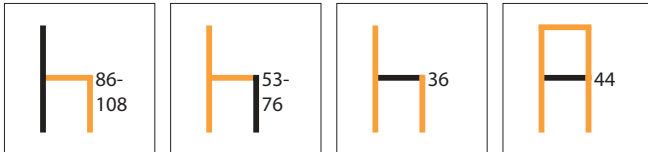
<b>3038134</b> frame stainless steel, cover black (31529)	<b>383.19 €</b>
<b>3038135</b> frame stainless steel, cover light mud (28004)	<b>383.19 €</b>
<b>3038181</b> frame stainless steel, cover dark grey (31528)	<b>383.19 €</b>
<b>3038182</b> frame stainless steel, cover cream (31507)	<b>383.19 €</b>
<b>3038183</b> frame stainless steel, cover toffee (31506)	<b>383.19 €</b>
<b>3038184</b> frame stainless steel, cover cuoio (31515)	<b>383.19 €</b>
<b>3038185</b> frame black, cover black (31529)	<b>383.19 €</b>
<b>3038186</b> frame black, cover light mud (28004)	<b>383.19 €</b>
<b>3038187</b> frame black, cover dark grey (31528)	<b>383.19 €</b>
<b>3038188</b> frame black, cover cream (31507)	<b>383.19 €</b>
<b>3038189</b> frame black, cover toffee (31506)	<b>383.19 €</b>
<b>3038190</b> frame black, cover cuoio (31515)	<b>383.19 €</b>

**Optional accessories**

<b>1111139</b> Cleaning spray for artificial leather, 500 ml	<b>14.87 €</b>
--	----------------



3038481



### Level K



Stool.

- variable height adjustment
- seat and back upholstered imitation leather
- abrasion resistance > 100.000
- closed back
- max. load ca. 100 kg
- **seat height adjustable from 53 to 76 cm**

Delivery time 4–5 weeks.

3038480	frame stainless steel, cover black (31529)	393.28 €
3038481	frame stainless steel, cover dark grey (31528)	393.28 €
3038488	frame stainless steel, cover cream (31507)	393.28 €
3038489	frame stainless steel, cover toffee (31506)	393.28 €
3038490	frame stainless steel, cover cuoio (31515)	393.28 €



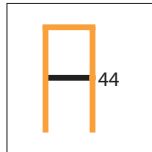
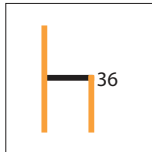
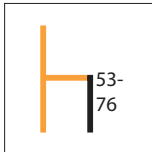
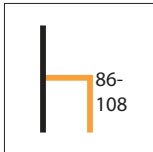
3038491	frame black, cover black (31529)	393.28 €
3038492	frame black, cover dark grey (31528)	393.28 €
3038493	frame black, cover cream (31507)	393.28 €
3038494	frame black, cover toffee (31506)	393.28 €
3038495	frame black, cover cuoio (31515)	393.28 €

#### Optional accessories

1111139	Cleaning spray for artificial leather, 500 ml	14.87 €
---------	---	---------



3038483

**Level WS**

Stool.

- variable height adjustment
- seat and backrest in water/dirt repellent fabric with a fine grain structure
- abrasion resistance 35.000
- closed back
- max. load ca. 100 kg
- **seat height adjustable from 53 to 76 cm**



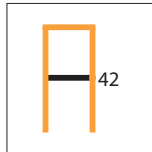
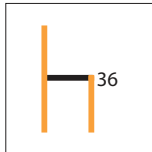
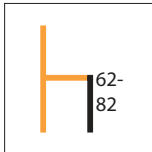
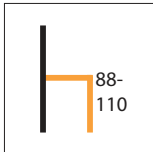
Delivery time 4–5 weeks.

<b>3038482</b> frame stainless steel, cover black (34350)	<b>393.28 €</b>
<b>3038483</b> frame stainless steel, cover brown (34355)	<b>393.28 €</b>
<b>3038496</b> frame black, cover black (34350)	<b>393.28 €</b>
<b>3038497</b> frame black, cover brown (34355)	<b>393.28 €</b>





3039038



### Lex E

Stool.

- variable height adjustment
- seat and backrest in eco-leather (combination of leather, polyester and recycled leather), **surface in PU**
- abrasion resistance 45.000
- pattern horizontal stripes
- water-repellent
- closed backrest
- load-bearing capacity up to approx. 120 kg
- **seat height adjustable from 62 to 82 cm**
- delivered disassembled

Delivery time 4–5 weeks.

Selected models available from stock.

Current delivery time information on [naber.com](http://naber.com)


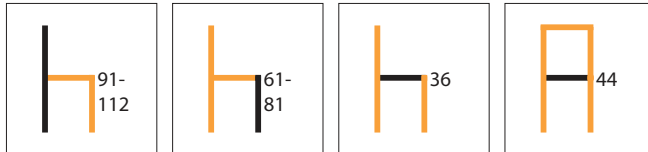
3039037	frame black, cover anthracite	172.27 €
3039038	frame black, cover cognac	172.27 €
3039039	frame black, cover olive green	172.27 €

#### Optional accessories

3039100	Care set for PU artificial leather, 150 ml	52.52 €
---------	--	---------



3039064

**Bella R**

Stool.

- variable height adjustment
- seat and backrest in 100 % recycled polyester
- abrasion resistance 50.000
- water-repellent
- closed back
- max. load ca. 120 kg
- **seat height adjustable from 61 to 81 cm**
- assembly required

Delivery time 4–5 weeks.

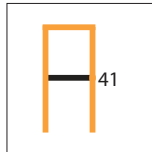
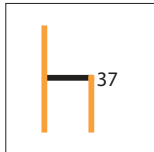
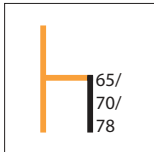
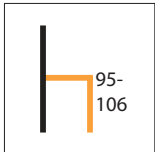
<b>3039063</b> frame black, cover beige (02)	<b>207.56 €</b>
<b>3039064</b> frame black, cover taupe (02)	<b>207.56 €</b>
<b>3039065</b> frame black, cover grey (02)	<b>207.56 €</b>

**Optional accessories**

<b>3039101</b> Care set for textiles, 2 x 500 ml	<b>57.56 €</b>
--	----------------




3039060



beige (02)



taupe (02)



grey (02)



### Aron R

Stool.

- height adjustment (**fixed**) possible with two included extension sets (black) to extend the frame
- seat and backrest in 100 % recycled polyester
- abrasion resistance 50.000
- water-repellent
- closed backrest
- load-bearing capacity up to approx. 160 kg
- height to top edge of armrests 54 cm
- **seat height (fixed) adjustable to 65 cm/70 cm/78 cm**
- delivered disassembled

Delivery time 4-5 weeks.


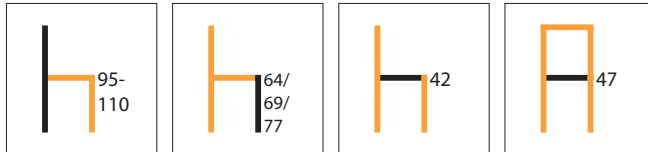
3039060	frame black, cover beige (02)	284.03 €
3039061	frame black, cover taupe (02)	284.03 €
3039062	frame black, cover grey (02)	284.03 €

#### Optional accessories


3039101	Care set for textiles, 2 x 500 ml	57.56 €
---------	-----------------------------------	---------



3039066




beige (01)



taupe (01)



green (01)

**Rocco R**

Stool.

- height adjustment (**fixed**) possible with two included extension sets (black) to extend the frame
- seat and backrest in 100 % recycled polyester
- abrasion resistance 50.000
- water-repellent
- open backrest
- load-bearing capacity up to approx. 160 kg
- **seat height (fixed) adjustable to 64 cm/69 cm/77 cm**
- delivered disassembled

Delivery time 4–5 weeks.


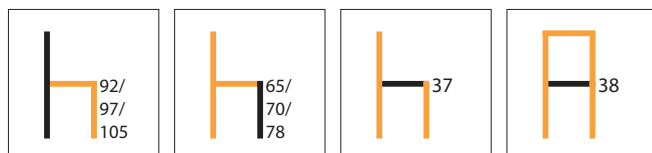
3039055	frame black, cover beige (01)	272.27 €
3039056	frame black, cover taupe (01)	272.27 €
3039066	frame black, cover green (01)	272.27 €

**Optional accessories**

3039101	Care set for textiles, 2 x 500 ml	57.56 €
---------	-----------------------------------	---------



3039030



## Sera V

Stool.

- height adjustment (fixed) possible with two included extension sets (gold-coloured) to extend the frame
- seat and backrest in velvet
- abrasion resistance 70.000
- pattern herringbone (backrest)
- water-repellent
- closed backrest
- load-bearing capacity up to approx. 120 kg
- **seat height (fixed) adjustable to 67 cm/72 cm/80 cm**
- delivered disassembled

Delivery time 4–5 weeks.

3039028	frame black, cover black	250.42 €
3039029	frame black, cover taupe	250.42 €
3039030	frame black, cover dark green	250.42 €
3039031	frame black, cover copper	250.42 €
3039032	frame black, cover rose	250.42 €
<b>Optional accessories</b>		
3039101	Care set for textiles, 2 x 500 ml	57.56 €



# TABLON®

## Stools

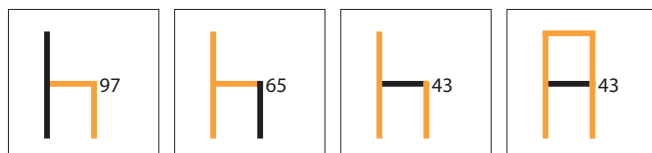
Clear design and  
luxurious seating



■ Daimo 2K	Page 20
Bringio 2K	Page 21
Buccia 2K	Page 22
Zesen 2K	Page 23
Borsa 2K	Page 24
Barile 2K	Page 25
Barile 2WS	Page 26
Felice 2K	Page 27
Felice 2WS	Page 28
Lino 2K	Page 29
Lino 2WS	Page 30
Lea 2K	Page 31
Step 2V	Page 32
Eda 2R	Page 33
Trill 2	Page 35
Trill 3	Page 36



3038149

**Daimo 2K**

Stool.

- seat and backrest upholstered imitation leather
- abrasion resistance > 100.000
- closed backrest
- max. load ca. 130 kg
- **seat height 65 cm**

**Delivery time 4-5 weeks.****Selected models available from stock.****Current delivery time information on [naber.com](http://naber.com)**

<b>3038131</b> frame stainless steel, cover black (31529)	<b>289.92 €</b>
<b>3038132</b> frame stainless steel, cover light mud (28004)	<b>289.92 €</b>
<b>3038147</b> frame stainless steel, cover dark grey (31528)	<b>289.92 €</b>

<b>3038137</b> frame black, cover black (31529)	<b>289.92 €</b>
<b>3038139</b> frame black, cover dark grey (31528)	<b>289.92 €</b>
<b>3038133</b> frame black, cover cream (31507)	<b>289.92 €</b>
<b>3038148</b> frame black, cover toffee (31506)	<b>289.92 €</b>
<b>3038149</b> frame black, cover cuoio (31515)	<b>289.92 €</b>

**Optional accessories**

<b>1111139</b> Cleaning spray for artificial leather, 500 ml	<b>14.87 €</b>
--	----------------





3035382

### Bringo 2K





Stool.

- seat and backrest upholstered imitation leather
- abrasion resistance > 100.000
- closed backrest
- max. load ca. 130 kg
- **seat height 68 cm**

**Delivery time 4-5 weeks.**

**Selected models available from stock.**


**Current delivery time information on [naber.com](http://naber.com)**



<b>3035380</b> frame stainless steel, cover mud dark (28001)	<b>289.92 €</b>
<b>3035381</b> frame stainless steel, cover black (31529)	<b>289.92 €</b>
<b>3035382</b> frame stainless steel, cover white (28003)	<b>289.92 €</b>
<b>3035386</b> frame black, cover black (31529)	<b>289.92 €</b>
<b>Optional accessories</b>	
<b>1111139</b> Cleaning spray for artificial leather, 500 ml	<b>14.87 €</b>



3038310

**Buccia 2K**

Stool.

- seat and backrest upholstered imitation leather
- abrasion resistance > 100.000
- closed backrest
- max. load ca. 130 kg
- **seat height 68 cm**

**Delivery time 4-5 weeks.**

<b>3038310</b> Frame stainless steel, cover light mud (28004)	<b>298.32 €</b>
<b>3038314</b> frame stainless steel, cover dark grey (31528)	<b>298.32 €</b>

**Optional accessories**

<b>1111139</b> Cleaning spray for artificial leather, 500 ml	<b>14.87 €</b>
--	----------------



3038308

**Zesen 2K**



- Stool, cantilever.
- seat and backrest upholstered imitation leather
  - abrasion resistance > 100.000
  - closed backrest
  - max. load ca. 100 kg
  - **seat height 67 cm**

**Delivery time 4-5 weeks.**



<b>3038307</b> frame stainless steel, cover black (31529)	<b>307.56 €</b>
<b>3038308</b> frame stainless steel, cover dark mud (28001)	<b>307.56 €</b>
<b>Optional accessories</b>	
<b>1111139</b> Cleaning spray for artificial leather, 500 ml	<b>14.87 €</b>



3038356

**Borsa 2K**

Stool.

- seat and backrest upholstered imitation leather
- abrasion resistance > 100.000
- closed backrest
- max. load ca. 130 kg
- **seat height 67 cm**

**Delivery time 4–5 weeks.****Selected models available from stock.****Current delivery time information on [naber.com](http://naber.com)**

<b>3038346</b> frame stainless steel, cover light mud (28004)	<b>290.76 €</b>
<b>3038378</b> frame stainless steel, cover dark grey (31528)	<b>290.76 €</b>

<b>3038348</b> frame black, cover black (31529)	<b>290.76 €</b>
---	-----------------

<b>3038351</b> frame black, cover dark grey (31528)	<b>290.76 €</b>
---	-----------------

<b>3038356</b> frame black, cover bordeaux red (31512)	<b>290.76 €</b>
--	-----------------

**Optional accessories**

<b>1111139</b> Cleaning spray for artificial leather, 500 ml	<b>14.87 €</b>
--	----------------



3038326

**Barile 2K**



- Stool.
- seat and backrest upholstered imitation leather
  - abrasion resistance > 100.000
  - closed backrest
  - max. load ca. 130 kg
  - **seat height 67 cm**

**Delivery time 4-5 weeks.**



<b>3038325</b> frame stainless steel, cover light mud (28004)	<b>292.44 €</b>
<b>3038326</b> frame stainless steel, cover dark grey (31528)	<b>292.44 €</b>



3037314

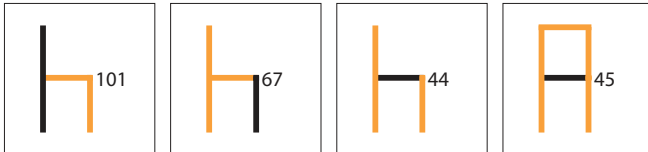
**Barile 2WS**



Stool.

- seat and backrest in water/dirt repellent fabric with a fine grain structure
- abrasion resistance 35.000
- closed backrest
- max. load ca. 130 kg
- **seat height 67 cm**

**Delivery time 4-5 weeks.**



<b>3037313</b> frame stainless steel, cover slate grey (34351)	<b>305.88 €</b>
<b>3037314</b> frame stainless steel, cover light grey (34353)	<b>305.88 €</b>
<b>3038316</b> frame black, cover slate grey (34351)	<b>305.88 €</b>
<b>3038317</b> frame black, cover dark grey (34352)	<b>305.88 €</b>





### Felice 2K

Stool.

- seat and backrest upholstered imitation leather
- abrasion resistance > 100.000
- closed backrest
- max. load ca. 130 kg
- **seat height 68 cm**

Delivery time 4-5 weeks.


3038333



3038333 frame black, cover black (31529)	335.29 €
--	----------



3038331

**Felice 2WS**

Stool.

- seat and backrest in water/dirt repellent fabric with a fine grain structure
- abrasion resistance 35.000
- closed backrest
- max. load ca. 130 kg
- **seat height 68 cm**




**Delivery time 4–5 weeks.**

<b>3038330</b> frame black, cover slate grey (34351)	<b>340.34 €</b>
<b>3038331</b> frame black, cover dark grey (34352)	<b>340.34 €</b>





3038394



### Lino 2K

Stool.

- seat and backrest upholstered imitation leather
- abrasion resistance > 100.000
- closed backrest
- supports up to approx. 130 kg
- **seat height 65 cm**

**Delivery time 4–5 weeks.**

**Selected models available from stock.**

**Current delivery time information on [naber.com](http://naber.com)**


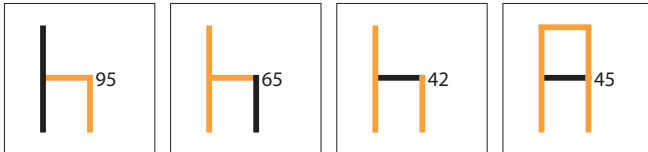
<b>3038295</b> frame black, cover black (31529)	<b>260.50 €</b>
<b>3038296</b> frame black, cover dark grey (31528)	<b>260.50 €</b>
<b>3038391</b> frame black, cover cream (31507)	<b>260.50 €</b>
<b>3038394</b> frame black, cover toffee (31506)	<b>260.50 €</b>
<b>3038395</b> frame black, cover cuoio (31515)	<b>260.50 €</b>

#### Optional accessories

<b>1111139</b> Cleaning spray for artificial leather, 500 ml	<b>14.87 €</b>
--	----------------



3038298

**Lino 2WS**

Stool.

- seat and backrest in water/dirt repellent fabric with a fine grain structure
- abrasion resistance 35.000
- closed backrest
- supports up to approx. 130 kg
- **seat height 65 cm**

Selected models available from stock.

Current delivery time information on [naber.com](http://naber.com)

<b>3038297</b> frame black, cover black (34350)	<b>308.40 €</b>
<b>3038298</b> frame black, cover brown (34355)	<b>308.40 €</b>




**Lea 2K**

- Stool.
- seat and backrest upholstered imitation leather
  - abrasion resistance > 100.000
  - open backrest
  - max. load ca. 120 kg
  - **seat height 68 cm**

Selected models available from stock.  
Current delivery time information on [naber.com](http://naber.com)


3037138



<b>3037138</b> frame oak, cover black (31529)	<b>319.33 €</b>
<b>Optional accessories</b>	
<b>1111139</b> Cleaning spray for artificial leather, 500 ml	<b>14.87 €</b>



3039025

**Step 2V**

Stool.


- seat and backrest in velvet
- abrasion resistance 70.000
- pattern horizontal stripes
- water-repellent
- closed backrest
- load-bearing capacity up to approx. 120 kg
- **seat height 71 cm**
- delivered disassembled

**Delivery time 4–5 weeks.**

<b>3039022</b> frame black, cover black	<b>199.16 €</b>
<b>3039023</b> frame black, cover taupe	<b>199.16 €</b>
<b>3039024</b> frame black, cover dark green	<b>199.16 €</b>
<b>3039025</b> frame black, cover dark blue	<b>199.16 €</b>
<b>3039026</b> frame black, cover copper	<b>199.16 €</b>
<b>3039027</b> frame black, cover rose	<b>199.16 €</b>
<b>Optional accessories</b>	
<b>3039101</b> Care set for textiles, 2 x 500 ml	<b>57.56 €</b>



3039058



### Eda 2R

Stool.

- seat and backrest in 100 % recycled polyester
- abrasion resistance 50.000
- water-repellent
- closed backrest
- load-bearing capacity up to approx. 160 kg
- **seat height 67 cm**
- delivered disassembled

Delivery time 4–5 weeks.

3039057	frame black, cover beige (02)	220.17 €
3039058	frame black, cover taupe (02)	220.17 €
3039059	frame black, cover grey (02)	220.17 €

#### Optional accessories

3039101	Care set for textiles, 2 x 500 ml	57.56 €
---------	-----------------------------------	---------

# TABLON®

## Stools Indoor/Outdoor

Trill – perfect  
in every context



### Just get together

Stools always look inviting. They are casual and spread good mood. Stools are the perfect place to relax in a bistro atmosphere, take a break from everyday life and enjoy conversation. If you fancy some fresh air, Trill Indoor/Outdoor stools are quickly to hand. And they're just as good inside. Anywhere where people get together.

### Intelligent design

Trill stools don't need to show off. If they're not needed for the moment, they are stacked to the side. And their design is definitely nothing to hide away: it's as beautiful as it is calm and functional. The colours have been carefully chosen so that Trill stools are at home in a wide style spectrum from kitchen living rooms to outdoor areas.

### Light and versatile

Trill stools are made of UV-resistant fibreglass polypropylene. This material offers a wealth of good features. Above all, it is light, which makes Trill furniture versatile and adds extra flexibility and relaxation to the whole scene. One or more stools can easily be repositioned. The non-slip foot caps prevent marks, and the high durability easily withstands transport or small knocks – and of course stacking and stowing.






3038026

### Trill 2

Stool.

- stool completely made of UV-resistant fibreglass polypropylene
- sustainable, because completely recyclable
- **suitable for indoor and outdoor use**
- closed backrest
- completely coloured, matt effect
- with non-slip foot caps
- **stackable to save space**
- easy to transport
- max. load ca. 150 kg
- easy to clean and durable
- in compliance with the standard UNI EN 581/1/2–UNI EN 16139
- **seat height 65 cm**


Delivery time from stock.



3038021	tortora/grey	149.58 €
3038022	antracite/antraciet	149.58 €
3038023	agave/green	149.58 €
3038024	bianco/white	149.58 €
3038025	senape/yellow	149.58 €
3038026	ottanio/blue	149.58 €
3038027	tabacco/brown	149.58 €



3038035

**Trill 3**

Stool.

- stool completely made of UV-resistant fibreglass polypropylene
- sustainable, because completely recyclable
- **suitable for indoor and outdoor use**
- closed backrest
- completely coloured, matt effect
- with non-slip foot caps
- **stackable to save space**
- easy to transport
- max. load ca. 150 kg
- easy to clean and durable
- in compliance with the standard UNI EN 581/1/2–UNI EN 16139
- **seat height 76 cm**

**Delivery time from stock.**

3038031	tortora/grey	149.58 €
3038032	antracite/anthracite	149.58 €
3038033	agave/green	149.58 €
3038034	bianco/white	149.58 €
3038035	senape/yellow	149.58 €
3038036	ottanio/blue	149.58 €
3038037	tabacco/brown	149.58 €



TABLON®

Chairs



Chairs

Attractivity



# TABLON® Chairs

Inviting shapes and colours



■ Daimo 1K	Page 40
Bruck 1K	Page 41
Buccia 1K	Page 42
Zesen 1K	Page 43
Borsa 1K	Page 44
Barile 1K	Page 45
Barile 1WS	Page 46
Felice 1WS	Page 47
Lino 1K	Page 48
Lino 1WS	Page 49
Vive WS	Page 50
Rica K	Page 51
Ella WS	Page 52
Tina K	Page 53
Lea 1K	Page 54
Step 1V	Page 55
Sera 1V	Page 56
Lera 1V	Page 57
Rowa 1V	Page 58
Diam 1E	Page 59
Kyra 1R	Page 60
Cara 1R	Page 61
Maya 1R	Page 62
Aiden 1R	Page 63
Rocco 1R	Page 64
Trill 1	Page 66
Trill 1A	Page 67



3038196



### Daimo 1K



Chair.

- seat and backrest upholstered imitation leather
- abrasion resistance > 100.000
- closed backrest
- max. load ca. 130 kg
- **seat height 47 cm**

**Delivery time 4-5 weeks.**

**Selected models available from stock.**

**Current delivery time information on [naber.com](http://naber.com)**



<b>3038191</b> frame stainless steel, cover black (31529)	<b>251.26 €</b>
<b>3038192</b> frame stainless steel, cover light mud (28004)	<b>251.26 €</b>
<b>3038193</b> frame stainless steel, cover dark anthracite (28005)	<b>251.26 €</b>
<b>3038198</b> frame stainless steel, cover dark grey (31528)	<b>251.26 €</b>
<b>3038194</b> frame black, cover black (31529)	<b>251.26 €</b>
<b>3038197</b> frame black, cover dark grey (31528)	<b>251.26 €</b>
<b>3038196</b> frame black, cover cream (31507)	<b>251.26 €</b>
<b>3038199</b> frame black, cover toffee (31506)	<b>251.26 €</b>
<b>3038200</b> frame black, cover cuoio (31515)	<b>251.26 €</b>

#### Optional accessories

<b>1111139</b> Cleaning spray for artificial leather, 500 ml	<b>14.87 €</b>
--	----------------



3035385



### Bruck 1K



- Chair.
- seat and backrest upholstered imitation leather
  - abrasion resistance > 100.000
  - closed backrest
  - max. load ca. 130 kg
  - **seat height 47 cm**

Selected models available from stock.  
Current delivery time information on [naber.com](http://naber.com)


<b>3035383</b> frame stainless steel, cover mud dark (28001)	<b>247.90 €</b>
<b>3035384</b> frame stainless steel, cover black (31529)	<b>247.90 €</b>
<b>3035385</b> frame stainless steel, cover white (28003)	<b>247.90 €</b>

#### Optional accessories

<b>1111139</b> Cleaning spray for artificial leather, 500 ml	<b>14.87 €</b>
--	----------------



3038313



**Buccia 1K**





- Chair.
- seat and backrest upholstered imitation leather
  - abrasion resistance > 100.000
  - closed backrest
  - max. load ca. 130 kg
  - **seat height 48 cm**

Delivery time 4-5 weeks.

<b>3038312</b> frame stainless steel, cover light mud (28004)	<b>268.91 €</b>
<b>3038313</b> frame stainless steel, cover dark grey (31528)	<b>268.91 €</b>
<b>Optional accessories</b>	
<b>1111139</b> Cleaning spray for artificial leather, 500 ml	<b>14.87 €</b>



3035430



### Zesen 1K



- Chair, free hanging.
- seat and backrest upholstered imitation leather
  - abrasion resistance > 100.000
  - closed backrest
  - max. load ca. 100 kg
  - **seat height 47 cm**

**Delivery time 4-5 weeks.**  
**Selected models available from stock.**  
**Current delivery time information on [naber.com](http://naber.com)**


<b>3035430</b> frame stainless steel, cover mud dark (28001)	<b>277.31 €</b>
<b>3035431</b> frame stainless steel, cover black (31529)	<b>277.31 €</b>
<b>3035432</b> frame stainless steel, cover white (28003)	<b>277.31 €</b>

#### Optional accessories

<b>1111139</b> Cleaning spray for artificial leather, 500 ml	<b>14.87 €</b>
--	----------------



3038363



**Borsa 1K**



- Chair.
- seat and backrest upholstered imitation leather
  - abrasion resistance > 100.000
  - closed backrest
  - max. load ca. 130 kg
  - **seat height 48 cm**

**Delivery time 4-5 weeks.**

<b>3038358</b> frame stainless steel, cover light mud (28004)	<b>250.42 €</b>
<b>3038377</b> frame stainless steel, cover dark grey (31528)	<b>250.42 €</b>

<b>3038360</b> frame black, cover black (31529)	<b>250.42 €</b>
<b>3038363</b> frame black, cover dark grey (31528)	<b>250.42 €</b>

<b>Optional accessories</b>	
<b>1111139</b> Cleaning spray for artificial leather, 500 ml	<b>14.87 €</b>





**Barile 1K**



- Chair.
- seat and backrest upholstered imitation leather
  - abrasion resistance > 100.000
  - closed backrest
  - max. load ca. 130 kg
  - **seat height 47 cm**

**Delivery time 4-5 weeks.**

Chairs

3038319



<b>3038319</b> frame stainless steel, cover light mud (28004)	<b>247.06 €</b>
<b>3038320</b> frame stainless steel, cover dark grey (31528)	<b>247.06 €</b>



3038322



**Barile 1WS**





- Chair.
- seat and backrest in water/dirt repellent fabric with a fine grain structure
  - abrasion resistance 35.000
  - closed backrest
  - max. load ca. 130 kg
  - **seat height 47 cm**

Delivery time 4-5 weeks.

<b>3037319</b> frame stainless steel, cover slate grey (34351)	<b>268.91 €</b>
<b>3037320</b> frame stainless steel, cover light grey (34353)	<b>268.91 €</b>
<b>3038322</b> frame black, cover slate grey (34351)	<b>268.91 €</b>
<b>3038323</b> frame black, cover dark grey (34352)	<b>268.91 €</b>



3038339



### Felice 1WS

Chair.




- seat and backrest in water/dirt repellent fabric with a fine grain structure
- abrasion resistance 35.000
- closed backrest
- max. load ca. 130 kg
- **seat height 48 cm**

Delivery time 4-5 weeks.

<b>3038338</b> frame black, cover slate grey (34351)	<b>316.81 €</b>
<b>3038339</b> frame black, cover dark grey (34352)	<b>316.81 €</b>



3038291



### Lino 1K

Chair.

- seat and backrest upholstered imitation leather
- abrasion resistance > 100.000
- closed backrest
- supports up to approx. 130 kg
- **seat height 47 cm**

Delivery time 4-5 weeks.

3038291	frame black, cover black (31529)	254.62 €
3038292	frame black, cover dark grey (31528)	254.62 €
3038390	frame black, cover cream (31507)	254.62 €
3038392	frame black, cover toffee (31506)	254.62 €
3038393	frame black, cover cuoio (31515)	254.62 €

#### Optional accessories

1111139	Cleaning spray for artificial leather, 500 ml	14.87 €
---------	---	---------



3038294



### Lino 1WS

Chair.

- seat and backrest in water/dirt repellent fabric with a fine grain structure
- abrasion resistance 35.000
- closed backrest
- supports up to approx. 130 kg
- **seat height 47 cm**

**Delivery time 4–5 weeks.**


**Selected models available from stock.**

**Current delivery time information on [naber.com](http://naber.com)**

<b>3038293</b> frame black, cover black (34350)	<b>273.11 €</b>
<b>3038294</b> frame black, cover brown (34355)	<b>273.11 €</b>



3038485



### Vive WS

Chair.


- seat and backrest in water/dirt repellent fabric with a fine grain structure
- abrasion resistance 35.000
- closed backrest
- supports up to approx. 130 kg
- height to top edge of armrests 60 cm
- width incl. armrests 59 cm
- seat width 48 cm
- **seat height 48 cm**
- assembly required

Delivery time 4–5 weeks.

3038484	frame black, cover black (34350)	351.26 €
3038485	frame black, cover brown (34355)	351.26 €



3038478



### Rica K

Chair.

- seat and backrest upholstered imitation leather
- abrasion resistance > 100.000
- closed backrest
- max. load ca. 130 kg
- width incl. armrests 50 cm
- seat width 38 cm
- **seat height 47 cm**

Delivery time 4-5 weeks.


<b>3038470</b> frame black, cover black (31529)	<b>289.08 €</b>
<b>3038475</b> frame black, cover light grey (31527)	<b>289.08 €</b>
<b>3038478</b> frame black, cover bordeaux red (31512)	<b>289.08 €</b>

#### Optional accessories

<b>1111139</b> Cleaning spray for artificial leather, 500 ml	<b>14.87 €</b>
--	----------------



3038122



### Ella WS

Chair.

- seat and backrest in water/dirt repellent fabric with a fine grain structure
- abrasion resistance 35.000
- closed backrest
- max. load ca. 130 kg
- height of the armrests 65 cm
- width incl. armrests 60 cm
- seat width front 42 cm
- seat width back 36 cm
- **seat height 48 cm**

Delivery time 4–5 weeks.

Selected models available from stock.

Current delivery time information on [naber.com](http://naber.com)

<b>3038121</b> frame black, cover black (34350)	<b>361.34 €</b>
<b>3038122</b> frame black, cover slate grey (34351)	<b>361.34 €</b>





3038486



### Tina K

Chair.


- seat and backrest upholstered imitation leather
- abrasion resistance > 100.000
- closed backrest
- max. load ca. 130 kg
- rotatable
- **seat height 49 cm**
- assembly required

Delivery time 4–5 weeks.

<b>3038486</b> frame black, cover black (31529)	<b>339.50 €</b>
<b>3038487</b> frame black, cover dark grey (31528)	<b>339.50 €</b>
<b>Optional accessories</b>	
<b>1111139</b> Cleaning spray for artificial leather, 500 ml	<b>14.87 €</b>



3037137



### Lea 1K

Chair.

- seat and backrest upholstered imitation leather
- abrasion resistance > 100.000
- open backrest
- max. load ca. 120 kg
- **seat height 49 cm**

Selected models available from stock.

Current delivery time information on [naber.com](http://naber.com)


<b>3037137</b> frame oak, cover black (31529)	<b>235.29 €</b>
---	-----------------

#### Optional accessories

<b>1111139</b> Cleaning spray for artificial leather, 500 ml	<b>14.87 €</b>
--	----------------



3039001



### Step 1V

Chair.


- seat and backrest in velvet
- abrasion resistance 70.000
- pattern horizontal stripes
- water-repellent
- closed backrest
- load-bearing capacity up to approx. 120 kg
- **seat height 46 cm**
- delivered disassembled

Delivery time 4–5 weeks.

3039000	frame black, cover black	166.39 €
3039001	frame black, cover taupe	166.39 €
3039002	frame black, cover dark green	166.39 €
3039003	frame black, cover dark blue	166.39 €
3039004	frame black, cover copper	166.39 €
3039005	frame black, cover rose	166.39 €
<b>Optional accessories</b>		
3039101	Care set for textiles, 2 x 500 ml	57.56 €



3039013



### Sera 1V

Chair.

- seat and backrest velvet
- abrasion resistance 70.000
- herringbone pattern
- water-repellent
- closed backrest
- max. load ca. 140 kg
- height to top edge of armrests 68 cm
- width incl. armrests 64 cm
- **seat height 52 cm**
- assembly required

Delivery time 4–5 weeks.


3039011	frame black, cover black	298.32 €
3039012	frame black, cover taupe	298.32 €
3039013	frame black, cover dark green	298.32 €
3039014	frame black, cover anthracite	298.32 €

#### Optional accessories

3039101	Care set for textiles, 2 x 500 ml	57.56 €
---------	-----------------------------------	---------



3039019



### Lera 1V

Chair.



- seat and backrest velvet
- abrasion resistance 70.000
- water-repellent
- open backrest
- max. load ca. 120 kg
- height to top edge of armrests 62 cm
- width incl. armrests 57 cm
- **seat height 49 cm**
- assembly required

Delivery time 4–5 weeks.

3039015	frame black, cover black	199.16 €
3039016	frame black, cover taupe	199.16 €
3039017	frame black, cover dark green	199.16 €
3039018	frame black, cover dark blue	199.16 €
3039019	frame black, cover copper	199.16 €
3039020	frame black, cover anthracite	199.16 €
<b>Optional accessories</b>		
3039101	Care set for textiles, 2 x 500 ml	57.56 €



3039009



### Rowa 1V

Chair.


- seat and backrest velvet
- diamond pattern (side and back)
- abrasion resistance 70.000
- water-repellent
- closed backrest
- max. load ca. 120 kg
- 180° swivelling, automatically returns to original position
- height to top edge of armrests 64 cm
- width incl. armrests 58 cm
- **seat height 50 cm**
- with felt glides
- assembly required

Delivery time 4-5 weeks.

3039006	frame black, cover black	319.33 €
3039007	frame black, cover taupe	319.33 €
3039008	frame black, cover dark green	319.33 €
3039009	frame black, cover dark blue	319.33 €
3039010	frame black, cover copper	319.33 €
<b>Optional accessories</b>		
3039101	Care set for textiles, 2 x 500 ml	57.56 €



3039034



### Diam 1E

Chair.

- seat and backrest eco-leather (combination of leather, polyester and recycled leather), **surface in polyester**
- diamond pattern
- abrasion resistance 45.000
- water-repellent
- closed backrest
- max. load ca. 120 kg
- 180° swivelling, automatically returns to original position
- height to top edge of armrests 65 cm
- width incl. armrests 60 cm
- **seat height 52 cm**
- avec patins en feutre
- assembly required

Delivery time 4–5 weeks.


3039033	frame black, cover anthracite	327.73 €
3039034	frame black, cover cognac	327.73 €
3039035	frame black, cover olive green	327.73 €
3039036	frame black, cover black	327.73 €

#### Optional accessories

3039101	Care set for textiles, 2 x 500 ml	57.56 €
---------	-----------------------------------	---------



3039051



### Kyra 1R

Chair.

- seat and backrest in 100 % recycled polyester
- abrasion resistance 50.000
- water-repellent
- closed backrest
- load-bearing capacity up to approx. 160 kg
- **seat height 50 cm**
- delivered disassembled

Delivery time 4-5 weeks.

3039049	frame black, cover beige (02)	233.61 €
3039050	frame black, cover taupe (02)	233.61 €
3039051	frame black, cover grey (02)	233.61 €

#### Optional accessories

3039101	Care set for textiles, 2 x 500 ml	57.56 €
---------	-----------------------------------	---------





3039046



### Cara 1R

Chair.

- seat and backrest in 100 % recycled polyester
- abrasion resistance 50.000
- water-repellent
- closed backrest
- load-bearing capacity up to approx. 160 kg
- height to top edge of armrests 71 cm
- width incl. armrests 56 cm
- **seat height 48 cm**
- delivered disassembled

Delivery time 4–5 weeks.


3039046	frame black, cover beige (02)	284.87 €
3039047	frame black, cover taupe (02)	284.87 €
3039048	frame black, cover grey (02)	284.87 €

#### Optional accessories

3039101	Care set for textiles, 2 x 500 ml	57.56 €
---------	-----------------------------------	---------



3039042



### Maya 1R

Chair.

- seat and backrest in 100 % recycled polyester
- abrasion resistance 50.000
- water-repellent
- closed backrest
- load-bearing capacity up to approx. 160 kg
- height to top edge of armrests 65 cm
- width incl. armrests 60 cm
- **seat height 47 cm**
- delivered disassembled

Delivery time 4–5 weeks.


3039040	frame black, cover beige (01)	342.02 €
3039041	frame black, cover taupe (01)	342.02 €
3039042	frame black, cover green (01)	342.02 €

#### Optional accessories

3039101	Care set for textiles, 2 x 500 ml	57.56 €
---------	-----------------------------------	---------



3039044



### Aiden 1R

Chair.

- seat and backrest in 100 % recycled polyester
- abrasion resistance 50.000
- water-repellent
- open backrest
- load-bearing capacity up to approx. 160 kg
- **seat height 46 cm**
- delivered disassembled

Delivery time 4–5 weeks.



3039043	frame black, cover beige (01)	197.48 €
3039044	frame black, cover taupe (01)	197.48 €
3039045	frame black, cover green (01)	197.48 €

#### Optional accessories

3039101	Care set for textiles, 2 x 500 ml	57.56 €
---------	-----------------------------------	---------



3039054



### Rocco 1R

Chair.

- seat and backrest in 100 % recycled polyester
- abrasion resistance 50.000
- water-repellent
- open backrest
- load-bearing capacity up to approx. 160 kg
- **seat height 47 cm**
- delivered disassembled

Delivery time 4–5 weeks.

3039052	frame black, cover beige (01)	223.53 €
3039053	frame black, cover taupe (01)	223.53 €
3039054	frame black, cover green (01)	223.53 €

#### Optional accessories

3039101	Care set for textiles, 2 x 500 ml	57.56 €
---------	-----------------------------------	---------

# TABLON®

## Chairs Indoor/Outdoor

Trill – suitable everywhere,  
extremely comfortable



Chairs

### Prepared for surprises

Suddenly you need another seat. Or chairs have to be stored in a small space. This is the hour of Trill Indoor/Outdoor chairs. They are stackable. They are always there when needed, can simply be switched from indoors to outdoors, can quickly be brought out or put away. And they look good everywhere!

### Harmonious appearance

Trill Indoor/Outdoor chairs pick up on current furnishing solutions because they are amazingly adaptable. Because their appearance is unpretentious, functional and simple. At first glance it is clear: everything is as it should be. And there is nothing to add.

### Uncomplicated material

The material perfectly complements the appearance. The UV-resistant fibreglass polypropylene of Trill is above all one thing: uncomplicated. It forgives (almost) everything. It's light, yet sturdy and resistant. Stackable chairs have to be able to withstand a great deal. Trill Indoor/Outdoor chairs don't need protection (exception: lasting frost). And not least: Trill chairs are completely recyclable.




Trill A 1 – agave/green



Trill 1 – ottanio/blue



3038011



### Trill 1

Chair.

- chair completely made of UV-resistant fibreglass polypropylene
- sustainable, because completely recyclable
- **suitable for indoor and outdoor use**
- open backrest
- completely coloured, matt effect
- with non-slip foot caps
- **stackable to save space**
- easy to transport
- max. load ca. 150 kg
- easy to clean and durable
- in compliance with the standard UNI EN 581/1/2–UNI EN 16139
- **seat height 47 cm**

Delivery time from stock.

3038011	tortora/grey	124.37 €
3038012	antracite/anthracite	124.37 €
3038013	agave/green	124.37 €
3038014	bianco/white	124.37 €
3038015	senape/yellow	124.37 €
3038016	ottanio/blue	124.37 €
3038017	tabacco/brown	124.37 €




3038003

**Trill 1A**

- Chair with armrests.
- chair completely made of UV-resistant fibreglass polypropylene
  - sustainable, because completely recyclable
  - **suitable for indoor and outdoor use**
  - open backrest
  - completely coloured, matt effect
  - with non-slip foot caps
  - **stackable to save space**
  - easy to transport
  - max. load ca. 150 kg
  - easy to clean and durable
  - in compliance with the standard UNI EN 581/1/2–UNI EN 16139
  - height of the armrests 64.5 cm
  - **seat height 47.5 cm**

**Delivery time from stock.**



3038001	tortora/grey	134.45 €
3038002	antracite/antraciet	134.45 €
3038003	agave/green	134.45 €
3038004	bianco/white	134.45 €
3038005	senape/yellow	134.45 €
3038006	ottanio/blue	134.45 €
3038007	tabacco/brown	134.45 €





TABLON®

Tables and  
frames



Tables and  
frames

Ambition



# TABLON®

## Tables and frames

Stable and masterfully built



Essere bench frame	Page 72
Essere table frame	Page 73
Tavolo table frame	Page 74
Skid systems	Page 75–77
Glieria E Duo	Page 78
Glieria E	Page 79
Glieria S/E	Page 79
Glieria R	Page 80
Glieria S/R	Page 80
Glieria EHV	Page 81–82
Livia E Duo	Page 83
Livia E	Page 84
Livia R	Page 85
Thalea U	Page 86
Xtreme	Page 86
Table/bench frames	Page 87–100



### Essere bench frame

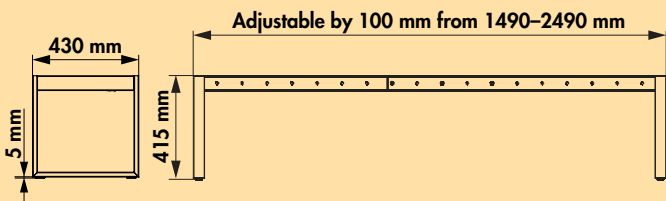
The Essere bench frame offers trendy design and great individuality when composing your dining suite.

Due to the flexibility in length from 1490–2490 mm you can align the bench optimally to the table.

The installation is simple, yet ensures maximum stability.

The Essere table frame is the ideal supplement.

**Delivery time 3–4 weeks.**



### Essere bench frame



- adjustability in the 100 raster
- the frame can be used for lengths of 1490–2490 mm
- 415 x 430 mm (H x W)
- profile 60 x 20 mm
- incl. 5 mm height adjustment to compensate for uneven floors
- supports up to approx. 260 kg
- not suitable for granite tops

**3031007** stainless steel

**825.21 €**



### Essere table frame

The Essere table frame offers trendy design and great individuality when composing your dining suite.

Due to the flexibility in length from 1490–2490 mm you can make optimum use of the space available.

The installation is simple, yet ensures maximum stability.

The Essere bench frame is the ideal supplement.

**Delivery time from stock.**



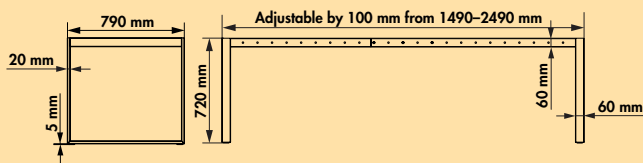
### Essere table frame



- adjustability in the 100 mm raster
- the frame can be used for lengths of 1490–2490 mm
- 720 x 790 mm (H x W)
- profile 60 x 20 mm
- incl. 5 mm height adjustment to compensate for uneven floors
- max. load ca. 150 kg
- not suitable for granite plates

**3031009** stainless steel

**952.94 €**





### Tavolo table frame

With its runner-shaped alignment, the Tavolo table frame offers a high degree of individuality.

Due to the flexibility in length from 1226–1826 mm top you can make optimum use of the space available.

The installation is simple, yet ensures maximum stability.

**Delivery time from stock.**



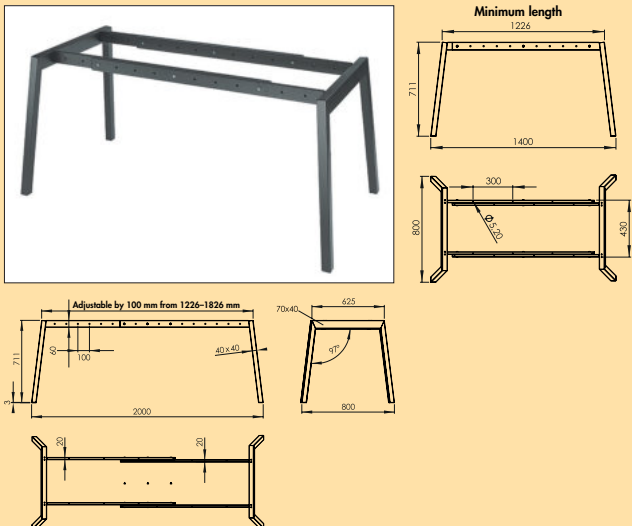
### Tavolo table frame



- adjustment in the 100 grid
- frame suitable for lengths of 1226–1826 mm
- H 711 mm, W top 625 mm, W bottom 800 mm
- profile 40 x 40 mm
- supports up to approx. 100 kg
- not suitable for granite tops

**3031005** stainless steel **914.29 €**

**3031004** black matt **914.29 €**





Quality in the detail

Hidden stability

Perfect connection

### Skid for free-standing table

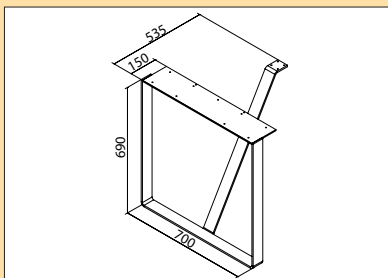
Modern furniture is in a constant process. Lifestyle and classic proportions, coupled with the highest quality, are properties that can only lead to success in combination. Kitchen, living room, dining room, bathroom, office. The skid system is universally employable for your furniture. High-end quality – made to set trends for tomorrow.

Vats flat steel 60 x 8 mm

**Delivery time 3–4 weeks.**

**Selected models available from stock.**

**Current delivery time information on [naber.com](http://naber.com)**



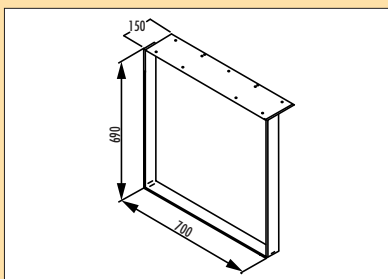
### Base for free-standing table



- skid frame with large screw-on plate
- diagonal stabiliser, flat
- 5 mm height adjustment, cannot be shortened
- order crossbar separately
- **load bearing capacity ca. 150 kg**

**3033073** stainless-steel, H 690 mm

**636.05 €**



### Base for add-on table



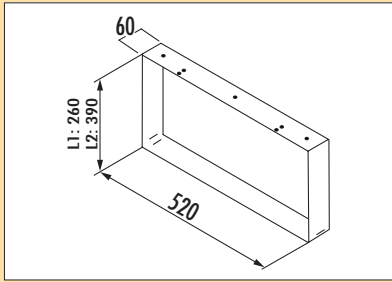
- skid frame with large screw-on plate
- 5 mm height adjustment, cannot be shortened
- not suitable for free-standing tables
- **load bearing capacity ca. 120 kg**

**3033088** stainless-steel, H 690 mm

**515.63 €**

**3033096** black matt, H 690 mm

**384.45 €**

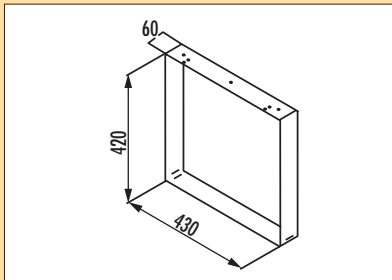


**Base for sideboard**



- skid frame with mounting plate
- 5 mm height adjustment, cannot be shortened
- order cross-bar separately
- **max load ca. 250 kg**

<b>3033091</b> stainless-steel, H 260 mm, H 260 mm	<b>317.98 €</b>
<b>3033092</b> stainless-steel, H 390 mm	<b>341.34 €</b>

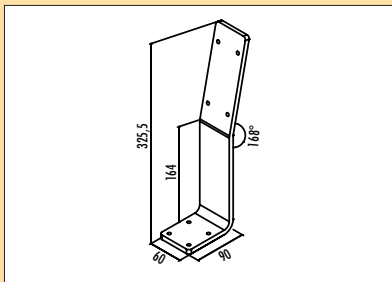


**Base for bench**



- skid frame with mounting plate
- 5 mm height adjustment, cannot be shortened
- order cross-bar separately
- **max load ca. 200 kg**

<b>3033093</b> stainless-steel, H 420 mm	<b>339.58 €</b>
--	-----------------

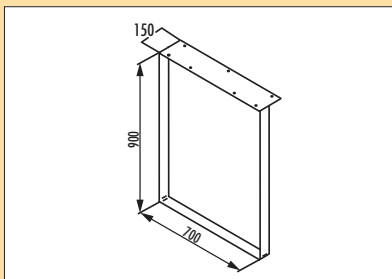


**Backrest bracket for bench**



- flat steel 60 x 8 mm

<b>3033072</b> stainless-steel, H 325.5 mm	<b>114.12 €</b>
--	-----------------

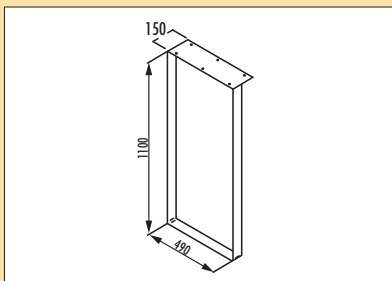


**Skid for serving table (worktop height)**



- skid frame with large mounting plate
- 5 mm height adjustment, cannot be shortened
- not suitable for free-standing tables
- **max load ca. 120 kg**

<b>3033094</b> stainless-steel, H 900 mm	<b>596.47 €</b>
--	-----------------

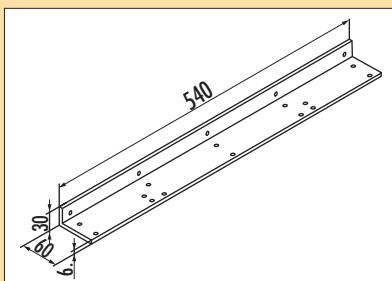


**Skid for bar counter**



- skid frame with large mounting plate
- 5 mm height adjustment, cannot be shortened
- not suitable for freestanding tables
- **max load ca. 100 kg**

<b>3033095</b> stainless-steel, H 1110 mm	<b>617.14 €</b>
---	-----------------

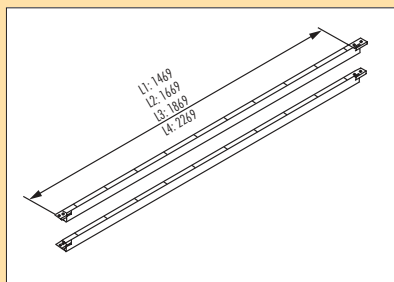


**Mounting bracket for add-on table**

- for wall mounting
- powder coated

<b>3033083</b> aluminium-coloured RAL 9006, L 540 mm	<b>63.45 €</b>
--	----------------





### Crossbar

Is always required, except for skid for add-on table, skid for serving table (worktop height) and skid for bar counter.

- pipe, 40 x 20 mm, powder coated, aluminium-coloured RAL 9006, cannot be shortened
- total length: 2 x width for mounting plate (150 or 60 mm) + length of the cross bar. Available only in PU of 2 pcs.

3033084	L 1470 mm, price per PU	188.66 €
3033085	L 1670 mm, price per PU	208.40 €
3033086	L 1870 mm, price per PU	227.31 €
3033087	L 2270 mm, price per PU	268.57 €



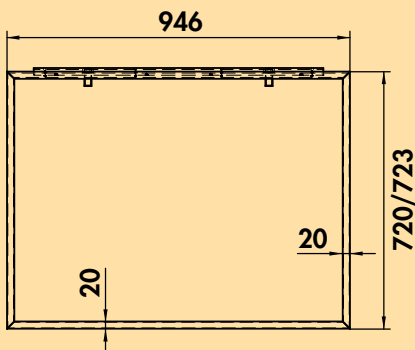
### Table skid Lucca

- for free-standing table or add-on table
- rectangular tube 60 x 20 mm
- 720/723 x 946 mm (H x W)
- assembly possible with or without shadow gap 3 mm between frame and table top
- without height adjuster, felt glides
- **bearing capacity approx. 150 kg/skid**
- incl. mounting plate

3033103	black matt, price per pc.	556.97 €
---------	---------------------------	----------

#### Optional accessories

3033111	Mounting bracket for add-on table Lucca, for wall mounting, L 800 mm	65.29 €
---------	--	---------

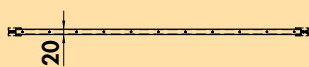


### Crossbar set Lucca

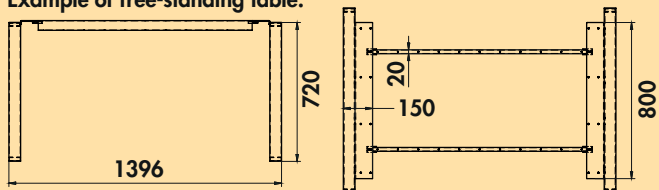
Consisting of 2 crossbars to stabilise the table top, tubular steel, 50 x 20 mm, powder-coated, matt black. Packed in sets. Available in PU of 2 pc.

#### For total table length (incl. 2 skids):

3033104	L 1396 mm, price per pc.	188.66 €
3033106	L 1596 mm, price per pc.	202.10 €
3033109	L 1796 mm, price per pc.	230.00 €



Example of free-standing table:





## Gliera

Solutions for design lovers

Whether round, square or rectangular: sturdy masterpieces under the tabletop give the table durable stability and guarantee legroom. Our wide variety of frames in functional contemporary design accommodates the most diverse furnishing concepts and wishes. The trendy and striking **X and U shapes** in matt black prove to be particularly robust. As a pair, the tubular steel frames are capable of supporting a tabletop weighing up to 150 kilograms.

The **Gliera** and **Livia** frame series include single- and double-column models in simple elegance with finely polished surfaces and stabilising base plates. In the colours stainless steel and matt black, they offer individual table solutions for contemporary interior environments. They resemble each other in their understated, elegant character, but differ in their load-bearing capacity.

Alongside attractive bar table solutions, the Gliera frame series also includes the very convenient versions with infinitely variable height adjustment using an electric motor. The use of the battery box with mains connection line means height adjustment is also possible without a permanent power supply.

**Delivery time 3–4 weeks.**  
**Selected models available from stock.**  
**Current delivery time information on [naber.com](http://naber.com)**



## Gliera E Duo



- Table frame, square.
- pipe 50 x 50 mm
  - upper mounting plate 900 x 450 mm
  - incl. 6 adjustable feet to compensate for uneven floors (plus 3,5 mm height adjustment)
  - upper mounting plates 160 x 160 mm
  - for table top max. 1600 x 800 mm (not included in the scope of delivery)
  - **H 712,5–716 mm**
  - supports up to approx. 32 kg
  - cannot be shortened
  - not suitable for granite tops
  - assembly required

<b>3033194</b> stainless-steel	<b>375.63 €</b>
<b>3033199</b> black matt	<b>447.06 €</b>





### Gliera E



- Table frame, square.
- pipe 60 x 60 mm
  - base plate 450 x 450 mm
  - attachment cross 400 x 400 mm
  - incl. 4 adjustable feet to compensate for uneven floors (plus 3.5 mm height adjustment)
  - for table top max. 800 x 800 mm (not included in the scope of delivery)
  - **H 727 mm**
  - supports up to approx. 16 kg
  - cannot be shortened
  - not suitable for granite tops
  - disassembled delivery

<b>3033191</b> stainless-steel	<b>288.24 €</b>
<b>3033197</b> black matt	<b>309.24 €</b>

Tables and frames



### Gliera S/E



- Bar table frame, angular.
- pipe 60 x 60 mm
  - base plate 500 x 500 mm
  - mounting cross 600 x 600 mm
  - incl. 4 adjustable feet to compensate for uneven floors (plus 3.5 mm height adjustment)
  - table top max. 800 x 800 mm (not included in scope of delivery)
  - **H 1080 mm**
  - supports up to approx. 25 kg
  - cannot be shortened
  - not suitable for granite tops
  - disassembled delivery

<b>3033193</b> stainless-steel	<b>389.08 €</b>
<b>3033198</b> black matt	<b>436.97 €</b>



### Gliera R



- Table frame, round.
- pipe Ø 60 mm
  - base plate Ø 500 mm
  - attachment cross 450 x 450 mm
  - incl. 4 adjustable feet to compensate for uneven floors (plus 3.5 mm height adjustment)
  - for table top max. Ø 900 mm (not included in the scope of delivery)
  - **H 727 mm**
  - supports up to approx. 16 kg
  - cannot be shortened
  - not suitable for granite tops
  - disassembled delivery

<b>3033190</b> stainless-steel	<b>347.06 €</b>
<b>3033195</b> black matt	<b>322.69 €</b>



### Gliera S/R



- Bar table frame, round.
- pipe Ø 60 mm
  - base plate Ø 575 mm
  - mounting cross 600 x 600 mm
  - incl. 4 adjustable feet to compensate for uneven floors (plus 3.5 mm height adjustment)
  - table top max. Ø 900 mm (not included in scope of delivery)
  - **H 1080 mm**
  - supports up to approx. 25 kg
  - cannot be shortened
  - not suitable for granite tops
  - disassembled delivery

<b>3033192</b> stainless-steel	<b>382.35 €</b>
<b>3033196</b> black matt	<b>436.97 €</b>



### Glieria EHV 1



Height adjustable, single-column table frame with base plate. Incl. operating element for height adjustment.

- pipe 70 x 70 mm
- stainless steel coloured coated
- lifting capacity 50 kg
- infinite electrically-driven **height adjustment** from 550 to 1210 mm
- 3000 mm mains connection line
- table top for 3033001 max. 800 x 800 mm
- table top for 3033002 max. 1000 x 1000 mm
- table top not included in scope of delivery
- optional battery box (ordered separately)

**Delivery time 4–5 weeks.**

<b>3033001</b> incl. base plate 550 x 550 mm	<b>1067.23 €</b>
--	------------------

<b>3033002</b> incl. base plate 650 x 650 mm	<b>1199.16 €</b>
--	------------------

**Optional accessories**

<b>3033010</b> Battery box, for indirect current circuit	<b>312.61 €</b>
--	-----------------

<b>3033004</b> Control element EHV-M, black	<b>40.84 €</b>
---	----------------

Tables and frames



### Glieria EHV 2



Height adjustable, single-column table frame with base plate. Incl. operating element for height adjustment.

- pipe 70 x 70 mm
- stainless steel coloured coated
- lifting capacity 50 kg
- infinite electrically-driven **height adjustment** from 550 to 1210 mm
- 3000 mm mains connection line
- table top for 3033001 max. 800 x 800 mm
- table top for 3033002 max. 1000 x 1000 mm
- table top not included in scope of delivery
- optional battery box (ordered separately)

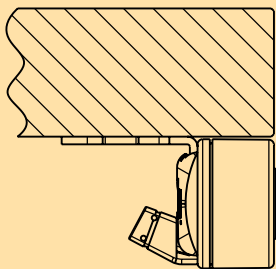
**Delivery time 4–5 weeks.**

<b>3033003</b> incl. base plate 750 x 550 mm	<b>1714.29 €</b>
--	------------------

**Optional accessories**

<b>3033010</b> Battery box, for indirect current circuit	<b>312.61 €</b>
--	-----------------

<b>3033004</b> Control element EHV-M, black	<b>40.84 €</b>
---	----------------



**Control element EHV-M**



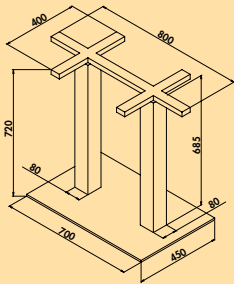
Hand switch incl. memory function. For storing three different heights. Suitable for Glieria EHV 1+2 as an additional extension.

- simple replacement
- fitted flush under the table top front
- 90° fitting included in the scope of delivery

**3033004** black

**40.84 €**

Tables and frames



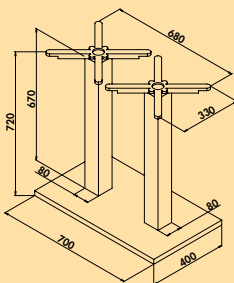
### Livia E Duo stainless-steel



- Table frame, square.
- pipe 80 x 80 mm
  - base plate 700 x 450 mm
  - incl. adjustable feet to compensate for uneven floors
  - upper mounting cross 800 x 400 mm
  - for table top max. 1400 x 800 mm (not included in the scope of delivery)
  - **H 720 mm**
  - supports up to approx. 70 kg
  - cannot be shortened
  - not suitable for granite tops
  - assembly required

3036417 stainless-steel

359.67 €

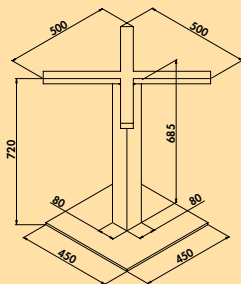


### Livia E Duo black matt

- Table frame, square.
- pipe 80 x 80 mm
  - upper mounting plate 700 x 400 mm
  - powder coated with rough structure
  - incl. adjustable feet to compensate for uneven floors
  - upper attachment crosses 680 x 330 mm
  - for table top max. 1400 x 800 mm (not included in the scope of delivery)
  - **H 720 mm**
  - supports up to approx. 70 kg
  - cannot be shortened
  - not suitable for granite tops
  - assembly required

3036418 black matt

252.10 €



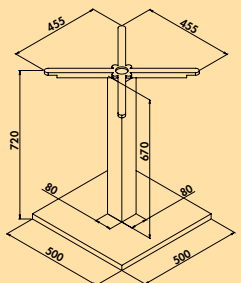
### Livia E stainless steel



- Table frame, square.
- pipe 80 x 80 mm
  - base plate 450 x 450 mm
  - incl. adjustable feet to compensate for uneven floors
  - mounting cross 500 x 500 mm
  - for table top max. 800 x 800 mm (not included in the scope of delivery)
  - **H 720 mm**
  - supports up to approx. 50 kg
  - cannot be shortened
  - not suitable for granite tops
  - assembly required

3036419 stainless steel

234.45 €



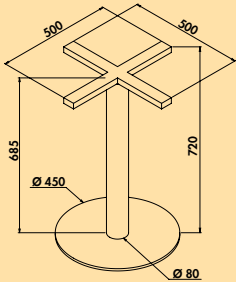
### Livia E black matt

- Table frame, square.
- pipe 80 x 80 mm
  - base plate 500 x 500 mm
  - powder coated with rough structure
  - incl. adjustable feet to compensate for uneven floors
  - mounting cross 455 x 455 mm
  - for table top max. 900 x 900 mm (not included in the scope of delivery)
  - **H 720 mm**
  - supports up to approx. 50 kg
  - cannot be shortened
  - not suitable for granite tops
  - assembly required

3036420 black matt

216.80 €





### Livia R stainless steel

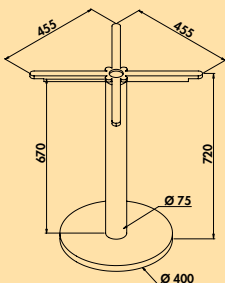


Table frame, round.

- pipe Ø 80 mm
- base plate Ø 450 mm
- incl. adjustable feet to compensate for uneven floors
- mounting cross 500 x 500 mm
- for table top max. Ø 800 mm (not included in the scope of delivery)
- **H 720 mm**
- supports up to approx. 40 kg
- cannot be shortened
- not suitable for granite tops
- assembly required

3036421 stainless steel

215.13 €



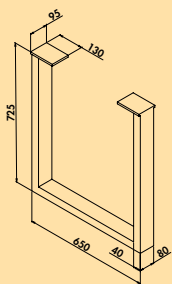
### Livia R black matt

Table frame, square.

- pipe Ø 75 mm
- base plate Ø 400 mm
- powder coated with rough structure
- incl. adjustable feet to compensate for uneven floors
- mounting cross 455 x 455 mm
- for table top max. Ø 800 mm (not included in the scope of delivery)
- **H 720 mm**
- supports up to approx. 40 kg
- cannot be shortened
- not suitable for granite tops
- assembly required

3036422 black matt

136.14 €



### Thalea U

U-Table frame. Optionally as a table frame (packaging unit 2) or support frame (packaging unit 1) for add-on tables.

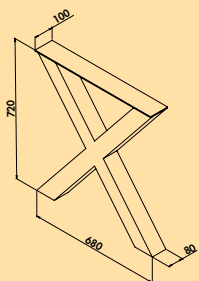
- pipe 40 x 80 mm
- incl. adjustable feet to compensate for uneven floors (plus 15 mm height adjustment)
- for table top max. 2600 x 1000 mm (not included in the scope of delivery)
- upper mounting plates 130 x 95 mm
- W 650 x H 725 mm
- supports up to approx. 150 kg/pair
- not suitable for granite tops

<b>3036423</b> black matt, 2 pieces, price per PU (2 pieces)	<b>323.53 €</b>
--	-----------------

<b>3036436</b> black matt, 1 piece, price per PU (1 piece)	<b>198.32 €</b>
--	-----------------

#### Optional accessories

<b>3033083</b> Mounting bracket for add-on table, aluminium-coloured RAL 9006, L 540 mm, price per PU (1 piece)	<b>63.45 €</b>
---	----------------



### Xtreme

X-Table frame. Optionally as a table frame (packaging unit 2) or support frame (packaging unit 1) for add-on tables.

- pipe 80 x 80 mm
- incl. adjustable feet to compensate for uneven floors (plus 10 mm height adjustment)
- for table top max. 2600 x 1000 mm (not included in the scope of delivery)
- upper mounting plate 680 x 100 mm
- W 680 x H 720 mm
- supports up to approx. 150 kg/pair
- not suitable for granite tops

<b>3036424</b> black matt, 2 pieces, price per PU (2 pieces)	<b>323.53 €</b>
--	-----------------

<b>3036437</b> black matt, 1 piece, price per PU (1 piece)	<b>198.32 €</b>
--	-----------------

#### Optional accessories

<b>3033083</b> Mounting bracket for add-on table, aluminium-coloured RAL 9006, L 540 mm, price per PU (1 piece)	<b>63.45 €</b>
---	----------------

# TABLON®

## Frames

Mobile and adjustable



Tables and frames

### There's no "rule book"

If it's individual solutions you're looking for, you'll find them in these frames. The dining table for a large group of friends, with a bench or alternatively with stools. Alongside the standard sizes, some series also offer custom-made productions to customer requirements.

### The material combination

High-quality aluminium profiles in smooth anodised stainless steel colour, brushed stainless steel colour or matt black. They can be combined with classic real wood, glass or easy-to-clean artificial leather. The professional processing guarantees load-bearing capacity and optimum quality.

### The production

All furniture items are produced in Germany, as per order and according to customer wishes. All frames are delivered disassembled.

### Through recycling to design masterpiece

Did you know that aluminium as a material has a virtually unlimited life cycle? Something like 75 % of the aluminium produced since 1888 is still in productive use today.\*

The recycling of aluminium requires only 5 % of the energy required to produce primary aluminium. The aluminium used for the production of these frames is produced from 60 % recycled materials.

\*Source: GDA – Gesamtverband der Aluminiumindustrie e.V.



stainless steel  
coloured smooth

stainless steel  
coloured brushed

black matt



### Bench frame BG120

The kitchen is the place of communication. Tables and benches are the central meeting point for the family, children, couples, neighbours, friends. This meeting point has to meet many requirements: inviting, comfortable, generous, practical, stable, resilient, individual. This bench frame is quipped with an additional shadow gap in the form of a 19 x 21 mm aluminium profile on the cross bars.

Be inspired by 100 % style, quality and individuality.

The production: All items are manufactured to order in Germany based on customer requirements.

Assembly required. **Delivery time 4–6 weeks.**

#### Dimensions for custom-made frames (3504999):

min. 300 x 400 x 370 mm (H x W x D)  
max. 500 x 1900 x 600 mm (H x W x D)



### Bench frame BG120

Frame in contemporary design.

- profile feet 80 x 80 mm
- cross bar 60 x 30 mm
- dimensions with wooden seat surface (thickness 40 mm) 470 x 1500 x 400 mm (H x W x D), seat surface not included in the scope of delivery

<b>3032110</b> stainless steel-coloured brushed	<b>592.86 €</b>
<b>3032235</b> black matt	<b>592.86 €</b>



### Bench frame BG50

In keeping with the table frame TG50, the bench frame BG50 fits seamlessly into the furnishing style. With a width of up to 1900 mm, the bench frame offers space for the whole family.

The production: All furniture items are made to order according to customer wishes in Germany.


Assembly required. **Delivery time 4–6 weeks.**

**Dimensions for custom-made frames (3504999):**

min. 300 x 400 x 400 mm (H x W x D)

max. 500 x 1900 x 600 mm (H x W x D)

**Use of glass plates is not possible.**



### Bench frame BG50

Frame in contemporary design.

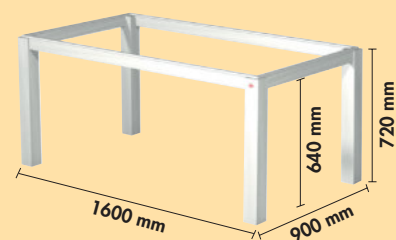
- profile feet 75 x 50 mm
- cross bar 60 x 30 mm
- frame dimensions height 430 mm

**3032228** stainless steel-coloured smooth, W 1500 mm, D 400 mm **394.37 €**

**3032230** stainless steel-coloured smooth, W 1900 mm, D 400 mm **422.18 €**

**3032229** black matt, W 1500 mm, D 400 mm **450.92 €**

**3032231** black matt, W 1900 mm, D 400 mm **485.13 €**



### Table frame TG120

This table frame is just as individually plannable as the seating. The profiles are available in the versions stainless steel-coloured smooth anodised aluminium or stainless steel-coloured brushed, equipped with an additional shadow gap in the form of a 19 x 21 mm aluminium profile on the cross bars. The table frame is available in two different sizes. In addition, individual productions are also possible.

The production: All items are manufactured to order in Germany based on customer requirements.

Assembly required. **Delivery time 4-6 weeks.**

**Max. load bearing capacity:** 120 kg  
**Dimensions for custom-made frames (3504999):**  
min. 300 x 400 x 400 mm (H x W x D)  
max. 850 x 2400 x 1200 mm (H x W x D)

From a height of 850 mm only available as high table frame.

**When using a granite top prices on request.**

### Table frame 1/TG120

Frame in contemporary design.

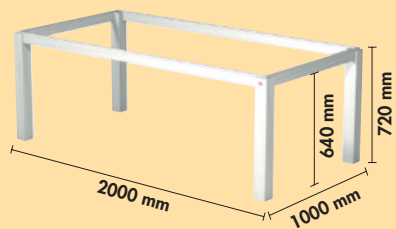
- profile feet 80 x 80 mm
- cross bar 60 x 30 mm
- 1600 x 900 x 720 mm (H x W x D)

For all orders without table top, precise data on the table top to be used are required (thickness and material).

<b>3032202</b> stainless steel-coloured smooth	<b>603.70 €</b>
<b>3032131</b> stainless steel-coloured brushed	<b>747.39 €</b>
<b>3032238</b> black matt	<b>747.39 €</b>

#### Optional accessories

<b>3032129</b> Height adjuster 80, aluminium	<b>50.50 €</b>
--	----------------



### Table frame 2/TG120

Frame in contemporary design, optionally with table top in real wood.

- profile feet 80 x 80 mm
- cross bar 60 x 30 mm
- 720 x 2000 x 1000 mm (H x W x D)

For all orders without table top, precise data on the table top to be used are required (thickness and material).

<b>3032203</b> stainless steel-coloured smooth	<b>662.10 €</b>
<b>3032133</b> stainless steel-coloured brushed	<b>817.48 €</b>
<b>3032239</b> black matt	<b>817.48 €</b>

#### Optional accessories

<b>3032129</b> Height adjuster 80, aluminium	<b>50.50 €</b>
--	----------------

Tables and frames



### Table frame TG50

The table frame TG50 combines functionality with design. It offers a stable base, and with its purist design it adapts to the modern ambience but also sets striking contrasts in the country house style.


The production: All furniture items are made to order according to customer wishes in Germany.

Assembly required. **Delivery time 4–6 weeks.**

**Max. load bearing capacity:** 120 kg  
**Dimensions for custom-made frames (3504999):**  
min. 300 x 400 x 400 mm (H x W x D)  
max. 850 x 2400 x 1200 mm (H x W x D)

**Use of glass plates is not possible.**

**When using granite and ceramic plates, price on request.**



### Table frame TG50

Frame in contemporary design.

- profile feet 75 x 50 mm
- cross bar 60 x 30 mm
- frame dimensions height 720 mm

<b>3032222</b>	stainless steel-coloured smooth, W 900 mm, D 900 mm	<b>450.92 €</b>
<b>3032224</b>	stainless steel-coloured smooth, W 1600 mm, D 900 mm	<b>504.87 €</b>
<b>3032226</b>	stainless steel-coloured smooth, W 2000 mm, D 1000 mm	<b>522.86 €</b>
<b>3032223</b>	black matt, W 900 mm, D 900 mm	<b>509.33 €</b>
<b>3032225</b>	black matt, W 1600 mm, D 900 mm	<b>583.03 €</b>
<b>3032227</b>	black matt, W 2000 mm, D 1000 mm	<b>604.54 €</b>





### Add-on table ATG50

- feet 75 x 50 mm, cross bar 60 x 30 upright
- plastic floor glides
- assembly required

Delivery time 4–6 weeks.

Price on request. Please specify frame dimensions and plate material with each order.

(Use of glass plates is not possible.)

---

3038884 stainless steel-coloured smooth

---

3038885 black matt

---



### Table frame ATG65

You need only the basis for an individual table? You have the choice between two subframe versions, on which you can accommodate a table top according to your own wishes.

The production: all items are manufactured to order in Germany based on customer requirements.

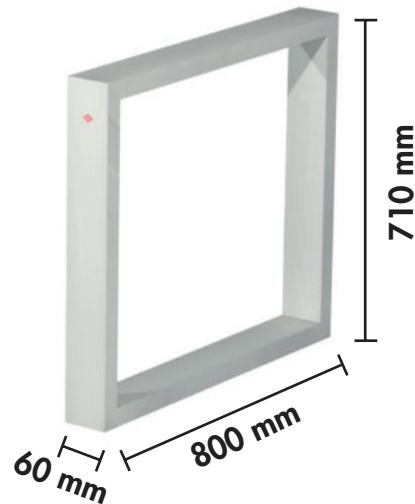
**Max. load bearing capacity:** 120 kg (per pair)  
**Max. dimensions of the table top:** 2400 x 1200 mm

**Use of glass, ceramic and granite plates not possible.**

The table tops shown are not available.

**Selected models available from stock.**  
**Current delivery time information on [naber.com](http://naber.com)**

**Dimensions for custom-made frames (3504999):**  
min. 250 x 360 mm (H x D)  
max. 1100 x 1200 mm (H x D)



### Table frame ATG65

Frame in contemporary design.

- profile foot: 600 x 30 mm
- frame dimensions: 710 x 600 x 800 mm (H x W x D)
- 1 PU = 1 skid

3032144	steel-coloured brushed	381.51 €
3032151	black matt	381.51 €



### Table frame ATG420

Design your table individually. All you need are two skids and a table top made of wood or HPL, which is screwed onto the skids while resting on them.

The production: All items are manufactured to order in Germany based on customer requirements.

**Max. load bearing capacity:** 120 kg (per pair)  
**Max. dimensions of the table top:** 2400 x 1200 mm

**Use of glass, ceramic and granite plates not possible.**

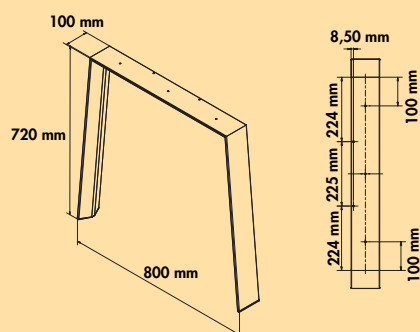
The table top shown is not available.

**Delivery time 4–6 weeks.**  
**Selected models available from stock.**  
**Current delivery time information on [naber.com](http://naber.com)**

#### Dimensions for custom-made frames (3504999):

min. 250 x 400 mm (H x D)  
max. 1100 x 1200 mm (H x D)

Tables and frames



### Table frame ATG420

Frame in contemporary design.

- profile foot 100 x 30 mm
- frame dimensions 720 x 100 x 800 mm (H x W x D)
- 1 PU = 1 skid

<b>3032256</b> stainless steel-coloured smooth, price per PU	<b>309.92 €</b>
<b>3032257</b> stainless steel-coloured brushed, price per PU	<b>365.63 €</b>
<b>3032258</b> black matt, price per PU	<b>365.63 €</b>



### Table frame TG275

You only need the basis for an individual table? You have the choice between two frame versions which you can add a table top to according to your wishes. This table frame consists of two side parts in the profile 100 x 40 mm.

The production: All furniture items are made to order according to customer wishes in Germany.

**Max. load capacity:** 120 kg

**Max. dimensions of the table top:** 2400 x 1200 mm

**Use of glass, ceramic and granite plates not possible.**

The table top shown is not available.

Additional crossbars to stabilise a wooden table top on request.


**Attention:** these are only bolted to the plate and not connected to the skids.

**Delivery time 4–6 weeks.**

**Dimensions for custom-made frames (3504999):**

min. 260 x 400 mm (H x D)

max. 850 x 1200 mm (H x D)



### Table frame TG275

Frame in contemporary design.

- profile feet 100 x 40 mm
- frame dimensions height 720 mm
- 1 PU = 1 pair

**3032207** stainless steel-coloured smooth, D 895 mm, price per PU **896.55 €**

**3032208** stainless steel-coloured smooth, D 995 mm, price per PU **963.87 €**

**3032188** stainless steel-coloured brushed, D 895 mm, price per PU **994.45 €**

**3032190** stainless steel-coloured brushed, D 995 mm, price per PU **1077.06 €**

**3032232** black matt, D 895 mm, price per PU **994.45 €**

**3032233** black matt, D 995 mm, price per PU **1077.06 €**



Tables and frames



### Table support TG80

- feet 80 x 80 mm
- cross bar 60 x 30 mm upright
- height without worktop 720 mm
- plastic glides
- pre-drilled for worktop
- assembly required, max. load bearing capacity 120 kg
- from a height of 850 mm only available as high table frame
- max. 850 x 2400 x 1200 mm (H x W x D)

Delivery time 4–6 weeks.

For special sizes prices on request (3504999).

<b>3032023</b>	stainless steel-coloured brushed, W 710, D 710 mm	<b>502.18 €</b>
<b>3032024</b>	stainless steel-coloured brushed, W 1460, D 710 mm	<b>574.96 €</b>
<b>3032025</b>	stainless steel-coloured brushed, W 1960, D 810 mm	<b>624.37 €</b>
<b>3032209</b>	stainless steel-coloured smooth, W 710, D 710 mm	<b>390.76 €</b>
<b>3032210</b>	stainless steel-coloured smooth, W 1460, D 710 mm	<b>431.18 €</b>
<b>3032211</b>	stainless steel-coloured smooth, W 1960, D 810 mm	<b>459.92 €</b>
<b>3032244</b>	black matt, W 710 mm, D 710 mm	<b>502.18 €</b>
<b>3032245</b>	black matt, W 1460 mm, D 710 mm	<b>574.96 €</b>
<b>3032246</b>	black matt, W 1960 mm, D 810 mm	<b>624.37 €</b>



### Table frame TG80 for granite plate

- feet 80 x 80 mm
- cross bar 60 x 30 mm upright
- height without worktop 720 mm, plastic gildes
- preparation for granite plate
- assembly required, max. load bearing capacity 120 kg
- from a height of 850 mm only available as high table frame
- 710 x 710 mm (W x D) supplied without cross bars
- 1460 x 710 mm (W x D) supplied with 2 cross bars
- 1960 x 810 mm (W x D) supplied with 3 cross bars
- max. 850 x 2200 x 1200 mm (H x W x D)

Delivery time 4–6 weeks.

For special sizes prices on request (3504999).

Please note that when using stone or granite plates, the frames have to be bonded with the plates!

<b>3032013</b>	stainless steel-coloured brushed, W 710 mm, D 710 mm	<b>583.03 €</b>
<b>3032014</b>	stainless steel-coloured brushed, W 1460 mm, D 710 mm	<b>778.82 €</b>
<b>3032015</b>	stainless steel-coloured brushed, W 1960 mm, D 810 mm	<b>920.76 €</b>

<b>3032212</b>	stainless steel-coloured smooth, W 710, D 710 mm	<b>538.07 €</b>
<b>3032213</b>	stainless steel-coloured smooth, W 1460, D 710 mm	<b>727.65 €</b>
<b>3032214</b>	stainless steel-coloured smooth, W 1960, D 810 mm	<b>851.60 €</b>

<b>3032247</b>	black matt, W 710 mm, D 710 mm	<b>583.03 €</b>
<b>3032248</b>	black matt, W 1460 mm, D 710 mm	<b>778.82 €</b>
<b>3032249</b>	black matt, W 1960 mm, D 810 mm	<b>920.76 €</b>



### Bench frame BG80

- feet 80 x 80 mm
- cross bar 60 x 30 mm upright
- height without worktop 430 mm
- plastic pads
- disassembled

Delivery time 4–6 weeks.

For special sizes prices upon enquiry (3504999).

<b>3032033</b>	stainless steel-coloured brushed, W 710 mm, T 430 mm	<b>364.71 €</b>
<b>3032034</b>	stainless steel-coloured brushed, W 1460 mm, T 430 mm	<b>459.92 €</b>
<b>3032035</b>	stainless steel-coloured brushed, W 1960 mm, T 430 mm	<b>510.25 €</b>

<b>3032215</b>	stainless steel-coloured smooth, W 710, D 430 mm	<b>278.49 €</b>
<b>3032216</b>	stainless steel-coloured smooth, W 1460, D 430 mm	<b>336.89 €</b>
<b>3032217</b>	stainless steel-coloured smooth, W 1960, D 430 mm	<b>364.71 €</b>

<b>3032250</b>	black matt, W 710 mm, D 430 mm	<b>364.71 €</b>
<b>3032251</b>	black matt, W 1460 mm, D 430 mm	<b>459.92 €</b>
<b>3032252</b>	black matt, W 1960 mm, D 430 mm	<b>510.25 €</b>



### Add-on table ATG80

- feet 80 x 80 mm, cross bar 60 x 30 upright
- plastic bottom glides
- prepared for worktop or granite plate (specify when ordering)
- assembly required, max. load bearing capacity 120 kg


**Delivery time 4-6 weeks.**

**Price on request. Please specify dimensions with every order.**

**3038889** Frame stainless steel-coloured brushed

**3038887** stainless steel-coloured smooth

**3038883** black matt



### Glass adapter plate 80

For table frame with feet 80 x 80 mm.

Adaptor consisting of:

- 4 cover plates for the top openings of the feet
- 10 supporting rubber parts

**3032027** stainless steel-coloured brushed

**35.97 €**



### Height adjuster 80

For table frames with feet 80 x 80 mm.

- cage insert solid aluminium
- can be retrofitted
- adjusting range 15 mm

**3032129** aluminium

**50.50 €**



**Table frame TG40**

- feet 40 x 40 mm
- cross bar 60 x 30 mm upright
- height without worktop 720 mm
- plastic floor glides
- pre-drilled for worktop
- assembly required, max. load bearing capacity 120 kg

Delivery time 4–6 weeks.

Use of granite plates not possible. Height adjustment on request.  
For special sizes prices on request (3504999).

3032039	stainless steel-coloured brushed, W 710 mm	469.83 €
3032040	stainless steel-coloured brushed, W 1460 mm	563.28 €
3032041	stainless steel-coloured brushed, W 1960 mm	610.00 €
3032218	stainless steel-coloured smooth, W 710, D 710 mm	356.64 €
3032219	stainless steel-coloured smooth, W 1460, D 710 mm	409.66 €
3032220	stainless steel-coloured smooth, W 1960, D 710 mm	448.24 €
3032253	black matt, W 710 mm, D 710 mm	469.83 €
3032254	black matt, W 1460 mm, D 710 mm	563.28 €
3032255	black matt, W 1960 mm, D 710 mm	610.00 €




**Add-on table ATG40**

- feet 40 x 40 mm, cross bar 60 x 30 upright
- plastic floor glides
- prepared for worktop or glass plate (specify when ordering)
- assembly required, max. load bearing capacity 120 kg

Delivery time 4–6 weeks.

Price on request. Please specify dimensions with every order.  
(Use of granite plates not possible.)

3038888	stainless steel-coloured brushed
3038886	stainless steel-coloured smooth
3038882	black matt



**Glass adapter plate 40**

- For table frame with 40 x 40 mm.  
Adaptor consisting of:
- 4 cover plates for the top openings of the feet
  - 10 supporting rubber parts

3032043	stainless steel-coloured brushed	35.97 €
---------	----------------------------------	---------






# 3 INTERIEUR

 Stools, Chairs, Tables

# 1 BASICS

 Sinks  
 Faucets  
 Waste collectors  
 Lighting technology  
 Sockets  
 Supporting elements  
 Cabinet equipment  
 Niche equipment

# 2 TECH

 Ventilation technology  
 Fitting materials  
 Kitchen technology



Naber GmbH  
Development · Production · Sales

Enschedestr. 24  
48529 Nordhorn  
Germany  
Tel. +49 5921 704-0  
Fax +49 5921 704-140  
naber@naber.com  
www.naber.com

**Naber**<sup>®</sup>  
...inspires!